

**Cesar Chavez Community School
Governing Council Meeting - Financial Summary
April 28, 2020**

A. BARs*

	<u>BAR #</u>	<u>Fund Description</u>	<u>Type</u>	<u>Amount</u>
1	512-000-1920-0028-I	Instructional Materials -Special Appropriations	Increase	2,061

B. Payroll & Accounts Payable Payment Vouchers*

- 1 March 2020
- 2 Payroll Register Reports

C. Financial Statement Reports - as of March 31, 2020

- 1 Financial Analysis
- 2 Bank Reconciliation

D. Other

- 1 None

* Requires board approval

Must submit backup for all BARs, except transfers of funds for SEG or direct grants

**STATE OF NEW MEXICO
PUBLIC EDUCATION DEPARTMENT
300 Don Gaspar Santa Fe, NM 87501-2786
Budget Adjustment Request**

Doc. ID: 512-000-1920-0028-I

Fund Type: Flowthrough

Adjustment Type: Increase

Fiscal Year: 2019-2020

Entity Name: Cesar Chavez Community School

Adjustment Changes Intent/Scope of Program Yes or No?: No

Contact: Amber Hillis, Business Manager

Total Approved Budget (Flowthrough):

Phone: 970-426-1747

Email: amber@k12accounting.com

FLOWTHROUGH ONLY	Budget Period: 07/01/2019	To: 06/30/2020
A. Approved Carryover:		
B. Total Current Year Allocation:		
D. Total Funding Available:		

Revenue 27109.0000.43202 \$2,061

Fund	Function	Object	Program	Job Class	Present Budget	Adj Amt Exp	Adj Budget	ADD'L FTE
27109	1000 Instructional Materials - Special Appropriations	56107 Instructional Materials Credit - 50% Textbooks	0000 No Program	0000 No Job Class		\$2,061	\$2,061	
					Sub Total	\$2,061		
					Indirect Cost			
					DOC. TOTAL	\$2,061		

Justification:

Increase per final allocation FY2019-2020 \$26.5 million special appropriation.

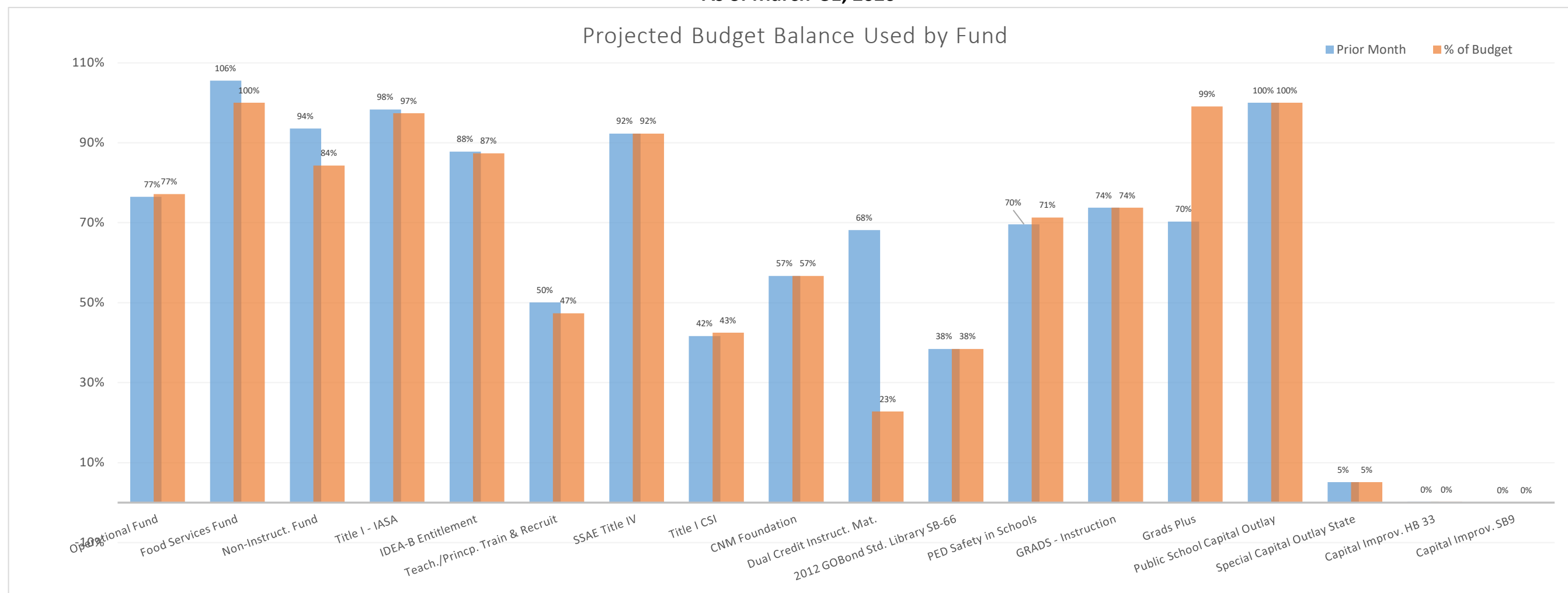
Compliance with Sections 10-15-1 and 22-8-12, NMSA, 1978 Compilation:

A. The requested budget/changes were authorized at a scheduled Board of Education or Governance Council meeting open to the public on:

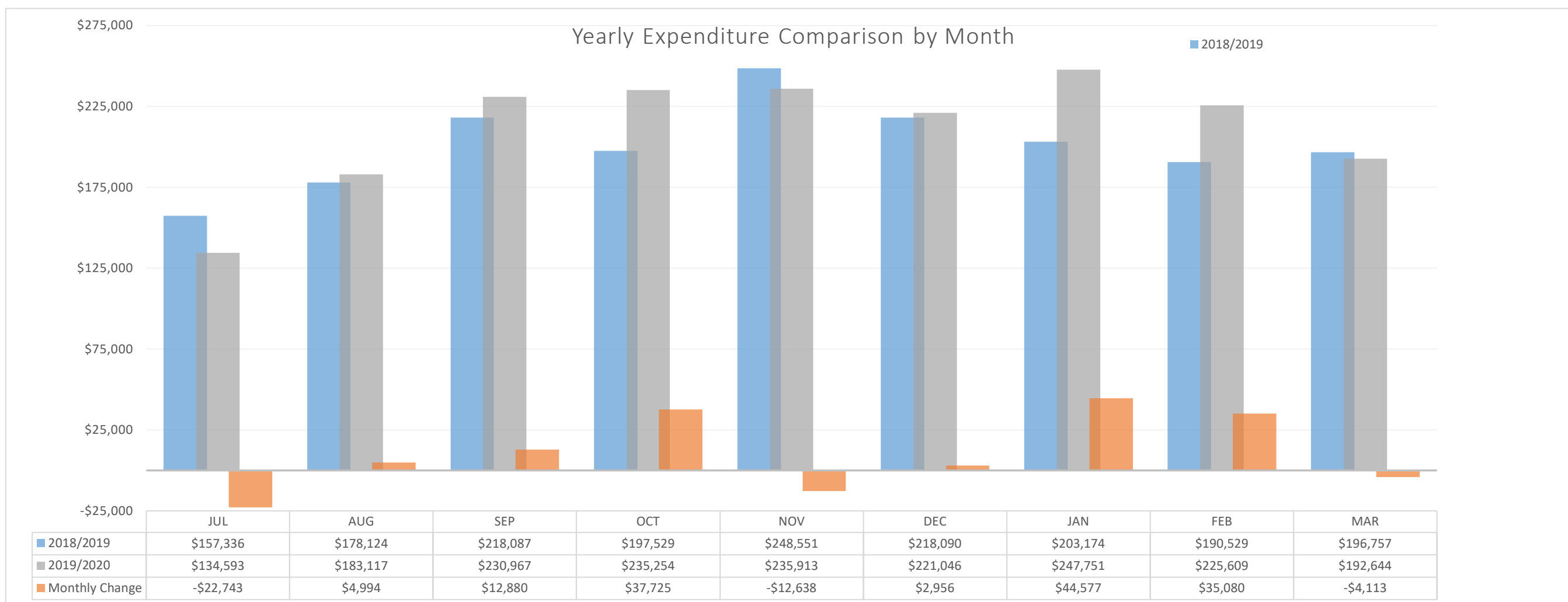
B. Justification for the transfer: Explanation such as "underbudgeted", "insufficient budget", or "needed to close out Project" ARE NOT ACCEPTABLE. Attach additional sheets if necessary.

ALL TRANSFER BARS MUST NET OUT TO ZERO ON THE DOC. TOTAL LINE.

Cesar Chavez Community School Expenditure Analytical Review As of March 31, 2020

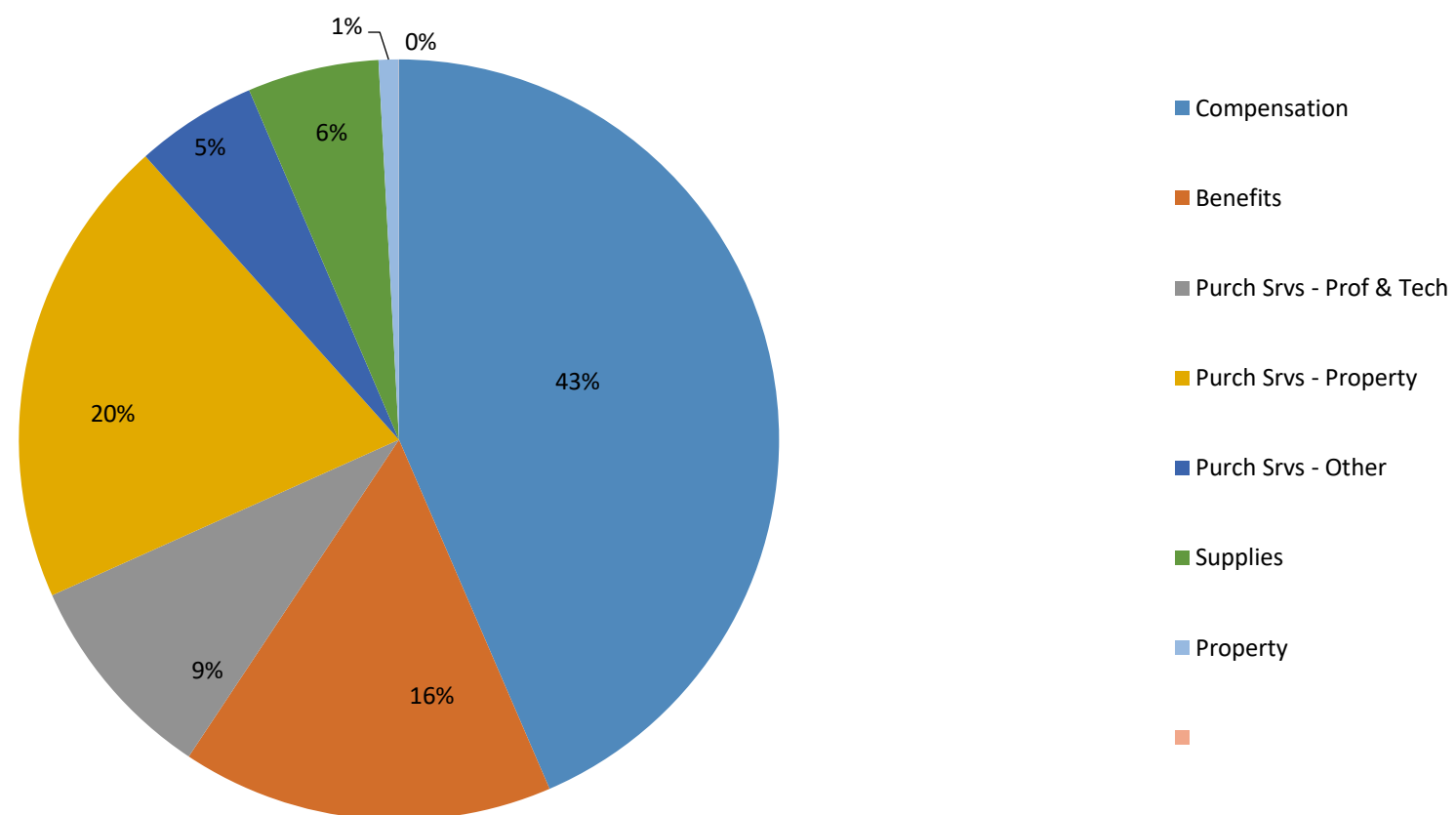


Note: Operational decrease for 40th day student count is not reflected in graphs. Will be included when final funded SEG is released by PED.



Cesar Chavez Community School Expenditure Analytical Review As of March 31, 2020

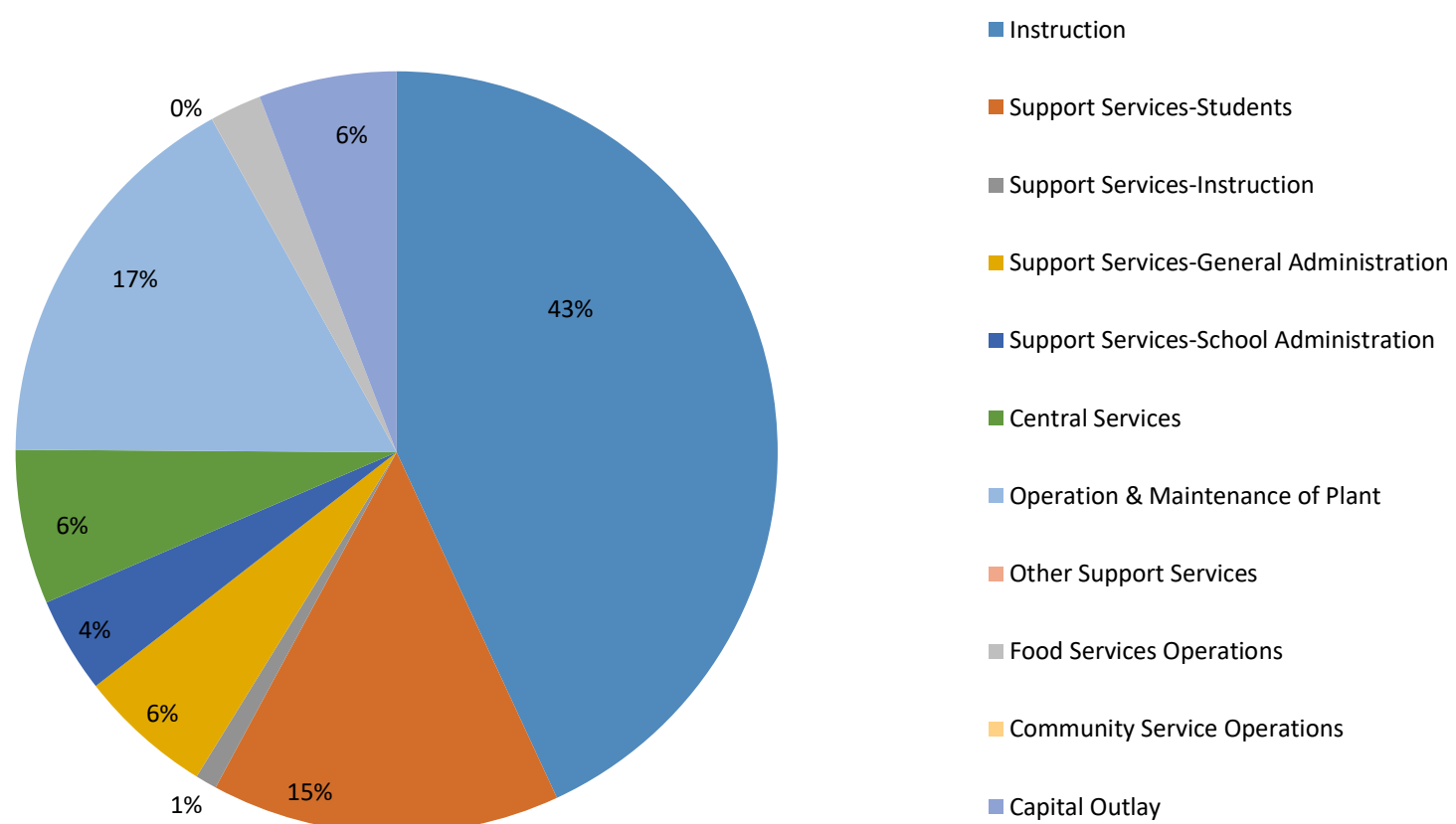
FY2020 Exp YTD & Enc by Object Code



Compensation: amounts paid to permanent and temporary employees.
Benefits: medical, dental, vision, disability, unemployment, etc.
Purch Svcs - Prof & Tech: ancillary, training, auditors, attorneys, accounting.
Purch Svcs - Property: maintenance & repair, utilities, lease, etc.
Purch Svcs - Other: liability insurance, advertising, travel, non-professional services.
Supplies: office, testing, textbook, food, software, etc.
Property: fixed assets, property purchase.
Debt Svc & Misc: penalties, emergency reserve, etc.

Note:

FY2020 Exp YTD & Enc by Function



1000 - Instruction: direct classroom related expenditures.
2100 - Support Services - Student: special education, school counselor, attendance, student records.
2200 - Support Services - Instruction: testing and library
2300 - Administration: auditors, legal, and governance council
2400 - School Administration: principal's office
2500 - Central Services: business office and administrative technology
2600 - Operation & Maintenance: custodial, maintenance, security, and safety
3100 - Food Services: food services operations
4000 - Capital: Lease Assistance, HB-33, and SB-9 allocations.

Note:

Checks Dated 03/01/2020 through 03/31/2020

Check Number	Check Date	Pay to the Order of	Check Amount
11949	03/05/2020	ACES	10,595.60
11950	03/05/2020	Apple Inc.	1,058.00
11951	03/05/2020	Astro Auto Glass, LLC DBA Affordable Glass & Mirror	1,785.00
11952	03/05/2020	Charter School Nursing	4,651.59
11953	03/05/2020	Charter School Testing Svcs.	2,966.56
11954	03/05/2020	CLIA Labratory Program	180.00
11955	03/05/2020	CNM Bookstore	364.75
11956	03/05/2020	D.R.B. Electric Inc.	256.20
11957	03/05/2020	EM3 Networks, LLC	143.64
11958	03/05/2020	Just Sprinklers LLC	107.86
11959	03/05/2020	Kelly Services, Inc.	321.99
11960	03/05/2020	LaBarge Landscape	242.72
11961	03/05/2020	LSG and Associates, Inc.	787.50
11962	03/05/2020	Natl Hispanic Cultural Center	416.00
11963	03/05/2020	Natl. Hispanic Cultural Center Foundation	375.00
11964	03/05/2020	New Mexico Gas Company	253.02
11965	03/05/2020	Partners In Education with FathersNM	71.30
11966	03/05/2020	TSA Consulting Group, Inc.	50.00
11967	03/05/2020	Verizon Wireless	57.09
11968	03/05/2020	Waste Management of New Mexico	184.90
11969	03/05/2020	Wells Fargo Financial	1,589.40
11970	03/05/2020	Wharff Lackey Accounting & Technology LLC	647.25
11973	03/06/2020	NM RHC	2,941.92
11974	03/12/2020	NM Educational RetirementBoard	24,479.80
11975	03/06/2020	NMPSIA	17,754.80
11976	03/12/2020	NM Taxation/Revenue Department	2,459.88
11977	03/12/2020	ABCWUA	378.18
11978	03/12/2020	ACR LLC	150.00
11979	03/12/2020	ACT, Inc.	72.00
11980	03/12/2020	Batteries Plus	195.30
11981	03/12/2020	Berry, Melanie	52.83
11982	03/12/2020	Century Link	184.10
11983	03/12/2020	CES	259.40
11984	03/12/2020	City of Albuquerque	25.00
11985	03/12/2020	Crystal Springs Bottled Water	109.71
11986	03/12/2020	Everett, Nathan	141.07
11987	03/12/2020	Kelly Services, Inc.	941.93
11988	03/12/2020	LSG and Associates, Inc.	480.00
11989	03/12/2020	NaMa Catering	6,559.75
11990	03/12/2020	Precision Security, LLC	3,640.46
11991	03/12/2020	Richard M. Romero Consulting	539.38
11992	03/12/2020	Sam's Club & Wal-mart	12.80
11993	03/12/2020	White Stone Communications	223.30
11994	03/23/2020	Boyce, Laurie E.	191.16
11995	03/23/2020	Bremmany, LLC	1,751.89
11996	03/23/2020	Central NM Community College	487.25
11997	03/23/2020	CNM Bookstore	82.25
11998	03/23/2020	Heff Jones LLC	441.95
11999	03/23/2020	Herrera Coaches, Inc.	250.00

The preceding Checks have been issued in accordance with the District's Policy and authorization of the Board of Trustees. It is recommended that the preceding Checks be approved.



Page 1 of 2

Checks Dated 03/01/2020 through 03/31/2020

Check Number	Check Date	Pay to the Order of	Check Amount
12000	03/23/2020	Kelly Services, Inc.	535.53
12001	03/23/2020	LaBarge Landscape	140.24
12002	03/23/2020	Lang, David	316.00
12003	03/23/2020	New Mexico Gas Company	110.66
12004	03/23/2020	Sandia Office Supply, Inc	909.45
12005	03/23/2020	Severin Inter. Holdings, LLC	7,542.46
12006	03/23/2020	TreeRing Corporation	1,984.50
12008	03/20/2020	EPARS TSA Consulting Group Inc	3,450.00
12009	03/30/2020	EPARS TSA Consulting Group Inc	2,250.00
12010	03/30/2020	NM Educational RetirementBoard	24,032.43
12011	03/30/2020	NM RHC	2,913.54
12012	03/30/2020	NM Taxation/Revenue Department	2,390.18
12025	03/09/2020	Amazon.com	2,819.54
Total Number of Checks			62
			141,306.01

Fund Recap

Fund	Description	Check Count	Expensed Amount
11000	Operational Fund	52	119,197.84
21000	Food Services Fund	1	6,559.75
24101	Title I - IASA	7	4,753.76
24106	IDEA-B Entitlement	8	2,043.12
24154	Teach./Princp. Train & Recruit	8	714.20
24189	SSAE Title IV	7	445.02
24190	Title I CSI	8	4,062.32
27103	Dual Credit Instruct. Mat.	2	447.00
27109	Instr Mats - GAA of 2019	1	72.00
28190	GRADS - Instruction	7	120.16
28203	Grads Plus	2	2,890.84
Total Number of Checks		62	141,306.01
Less Unpaid Tax Liability			.00
Net (Check Amount)			141,306.01

The preceding Checks have been issued in accordance with the District's Policy and authorization of the Board of Trustees. It is recommended that the preceding Checks be approved.



Bank Account 120MAIN - Wells Fargo Operating Account

Payment Id	Comment						
Check # 11949	11000	03/05/2020	Check Amt	10,595.60	Status Printed	ACES (001522/2)	
5129			SPED Consultant - Professional Services - Baca			11000- 2100- 53211- 2000- 512001- 0000- 00000	1,062.15
5175			Business Manager Services & Software			11000- 2500- 53414- 0000- 512001- 0000- 00000	9,533.45
Check # 11950	24190	03/05/2020	Check Amt	1,058.00	Status Printed	Apple Inc. (010056/2)	
AB36066704			CSI Grant: Personalized iPad minis			24190- 1000- 57332- 1010- 512001- 0000- 00000	1,058.00
Check # 11951	11000	03/05/2020	Check Amt	1,785.00	Status Printed	Astro Auto Glass, LLC DBA Affordable Glass & Mirror (010112/1)	
3-41951			Glass Fixing Services			11000- 2600- 54312- 0000- 512001- 0000- 00000	1,785.00
Check # 11952	11000	03/05/2020	Check Amt	4,651.59	Status Printed	Charter School Nursing (000847/1)	
2307			Nurse Services			11000- 2100- 53414- 0000- 512001- 0000- 00000	2,235.19
2332			Nurse Services			11000- 2100- 53414- 0000- 512001- 0000- 00000	2,416.40
Check # 11953	11000	03/05/2020	Check Amt	2,966.56	Status Printed	Charter School Testing Svcs. (000307/1)	
1920030			Testing Services			11000- 2200- 55915- 0000- 512001- 0000- 00000	2,966.56
Check # 11954	11000	03/05/2020	Check Amt	180.00	Status Printed	CLIA Labratory Program (010113/1)	
32D2179013			Clinical Lab Certificate Fee			11000- 2100- 55915- 0000- 512001- 0000- 00000	180.00
Check # 11955	27103	03/05/2020	Check Amt	364.75	Status Printed	CNM Bookstore (000864/2)	
016144532			Dual Credit books - Katelyn Siordia			27103- 1000- 56112- 3000- 512001- 0000- 00000	34.75
			To reclass EX20-00733 Dual Credit books - Katelyn Siordia			27103- 1000- 56112- 3000- 512001- 0000- 00000	34.75-
						27109- - 11011- - - -	34.75-
						27109- 1000- 56107- 1010- 512001- 0000- 00000	34.75
018627798			Dual Credit books - Kaitlin Siordia			27103- 1000- 56112- 3000- 512001- 0000- 00000	69.00
402-816-816-9035			Dual Credit books - J. Lopez			27103- 1000- 56112- 3000- 512001- 0000- 00000	261.00
Check # 11956	11000	03/05/2020	Check Amt	256.20	Status Printed	D.R.B. Electric Inc. (001477/1)	
1679-20			Electrical Repairs			11000- 2600- 54312- 0000- 512001- 0000- 00000	256.20
Check # 11957	11000	03/05/2020	Check Amt	143.64	Status Printed	EM3 Networks, LLC (010028/1)	
6612			Internet Services			11000- 2600- 54416- 0000- 512001- 0000- 00000	143.64
Check # 11958	11000	03/05/2020	Check Amt	107.86	Status Printed	Just Sprinklers LLC (010109/1)	
26459A			Sprinkler Repairs as Needed			11000- 2600- 55915- 0000- 512001- 0000- 00000	107.86
Check # 11959	11000	03/05/2020	Check Amt	321.99	Status Printed	Kelly Services, Inc. (010008/1)	
235464			Substitute Services for FY20			11000- 1000- 55915- 1010- 512001- 0000- 00000	191.20
238612			Substitute Services for FY20			11000- 1000- 55915- 1010- 512001- 0000- 00000	130.79
Check # 11960	11000	03/05/2020	Check Amt	242.72	Status Printed	LaBarge Landscape (010003/1)	
40102			Monthly Landscaping Services			11000- 2600- 54312- 0000- 512001- 0000- 00000	242.72
Check # 11961	11000	03/05/2020	Check Amt	787.50	Status Printed	LSG and Associates, Inc. (010013/1)	
4060			SLP and OT Services			11000- 2100- 53213- 2000- 512001- 0000- 00000	120.00

Selection Sorted by Check Number, Inv #, Include Address=No, (Org = 120, Source = N, Pay To = N, Payment Method = N, Starting Check Date = 3/1/2020, Ending Check Date = 3/31/2020, Summary? = N, Sort/Group 1 = , Sort/Group 2 =)



Bank Account 120MAIN - Wells Fargo Operating Account

Payment Id	Comment					
Check # 11961	11000	03/05/2020	Check Amt	787.50	Status Printed	LSG and Associates, Inc. (010013/1) - continued
4061		SLP and OT Services				11000- 2100- 53213- 2000- 512001- 0000- 00000 667.50
Check # 11962	11000	03/05/2020	Check Amt	416.00	Status Printed	Natl Hispanic Cultural Center (000956/1)
30 PERCENT DEPOSIT		Graduation Facility Rental				11000- 1000- 54610- 1010- 512001- 0000- 00000 416.00
Check # 11963	11000	03/05/2020	Check Amt	375.00	Status Printed	Natl. Hispanic Cultural Center Foundation (000956/2)
AV TECH FEE		Graduation Facility Rental				11000- 1000- 54610- 1010- 512001- 0000- 00000 125.00
DMG DEPOSIT		Graduation Facility Rental				11000- 1000- 54610- 1010- 512001- 0000- 00000 250.00
Check # 11964	11000	03/05/2020	Check Amt	253.02	Status Printed	New Mexico Gas Company (001288/1)
20200218		Utilities - Gas				11000- 2600- 54412- 0000- 512001- 0000- 00000 253.02
Check # 11965	28203	03/05/2020	Check Amt	71.30	Status Printed	Partners In Education with FathersNM (010104/2)
CC006		GRAD supplies and materials				28203- 1000- 56118- 1010- 512001- 0000- 00000 71.30
Check # 11966	11000	03/05/2020	Check Amt	50.00	Status Printed	TSA Consulting Group, Inc. (001363/1)
48995		Section 403B Administration Charges				11000- 2500- 55915- 0000- 512001- 0000- 00000 50.00
Check # 11967	11000	03/05/2020	Check Amt	57.09	Status Printed	Verizon Wireless (000658/1)
9848874141		Cell Phone Services				11000- 2600- 54416- 0000- 512001- 0000- 00000 57.09
Check # 11968	11000	03/05/2020	Check Amt	184.90	Status Printed	Waste Management of New Mexico (001428/1)
8670212-0573-9		Waste Management				11000- 2600- 54415- 0000- 512001- 0000- 00000 184.90
Check # 11969	11000	03/05/2020	Check Amt	1,589.40	Status Printed	Wells Fargo Financial (000647/1)
5009406958		Copier Lease				11000- 2500- 54620- 0000- 512001- 0000- 00000 1,589.40
Check # 11970	11000	03/05/2020	Check Amt	647.25	Status Printed	Wharff Lackey Accounting & Technology LLC (001572/1)
4468		IT Services				11000- 2500- 53414- 0000- 512001- 0000- 00000 647.25
* Break in sequence						
Check # 11972	28203	03/09/2020	Check Amt	2,819.54	Status Voided	Amazon.com (001361/1)
112-0573649-4615458		GRAD supplies and materials				28203- 1000- 56118- 1010- 512001- 0000- 00000 18.48
		Reversal of EX20-00756				28203- 1000- 56118- 1010- 512001- 0000- 00000 18.48-
112-3530887-6301051		GRAD supplies and materials				28203- 1000- 56118- 1010- 512001- 0000- 00000 390.24
		Reversal of EX20-00755				28203- 1000- 56118- 1010- 512001- 0000- 00000 390.24-
112-3888284-5189853		GRAD supplies and materials				28203- 1000- 56118- 1010- 512001- 0000- 00000 109.69
		Reversal of EX20-00754				28203- 1000- 56118- 1010- 512001- 0000- 00000 109.69-
112-7659438-5462649		GRAD supplies and materials				28203- 1000- 56118- 1010- 512001- 0000- 00000 2,285.14
		Reversal of EX20-00753				28203- 1000- 56118- 1010- 512001- 0000- 00000 2,285.14-
112-9527866-6249026		GRAD supplies and materials				28203- 1000- 56118- 1010- 512001- 0000- 00000 15.99
		Reversal of EX20-00752				28203- 1000- 56118- 1010- 512001- 0000- 00000 15.99-
Check # 11973	11000	03/06/2020	Check Amt	2,941.92	Status Printed	NM RHC (900006/1)

Selection Sorted by Check Number, Inv #, Include Address=No, (Org = 120, Source = N, Pay To = N, Payment Method = N, Starting Check Date = 3/1/2020, Ending Check Date = 3/31/2020, Summary? = N, Sort/Group 1 = , Sort/Group 2 =)




Bank Account 120MAIN - Wells Fargo Operating Account

Payment Id	Comment								
Check # 11973	11000	03/06/2020	Check Amt	2,941.92	Status Printed	NM RHC (900006/1) - continued			
20200210-REG	NM RHC (900006/1) 02/10/2020 (REG)				11000-	- 23123-	-	-	1,257.48
					24101-	- 23123-	-	-	92.75
					24106-	- 23123-	-	-	32.13
					24154-	- 23123-	-	-	4.95
					24189-	- 23123-	-	-	8.66
					24190-	- 23123-	-	-	52.77
					28190-	- 23123-	-	-	1.49
20200225-REG	NM RHC (900006/1) 02/25/2020 (REG)				11000-	- 23123-	-	-	1,276.74
					24101-	- 23123-	-	-	92.75
					24106-	- 23123-	-	-	32.13
					24154-	- 23123-	-	-	4.96
					24189-	- 23123-	-	-	8.66
					24190-	- 23123-	-	-	63.23
					28190-	- 23123-	-	-	1.49
20200228-MAN	NM RHC (900006/1) 02/28/2020 (MAN)				24190-	- 23123-	-	-	11.73
Check # 11974	11000	03/12/2020	Check Amt	24,479.80	Status Printed	NM Educational RetirementBoard (900005/1)			
20200210-REG	NM Educational RetirementBoard (900005/1) 02/10/2020 (REG)				11000-	- 23124-	-	-	10,389.71
					24101-	- 23124-	-	-	768.29
					24106-	- 23124-	-	-	266.10
					24154-	- 23124-	-	-	40.99
					24189-	- 23124-	-	-	71.74
					24190-	- 23124-	-	-	403.30
					28190-	- 23124-	-	-	10.90
20200225-REG	NM Educational RetirementBoard (900005/1) 02/25/2020 (REG)				11000-	- 23124-	-	-	10,525.04
					24101-	- 23124-	-	-	768.29
					24106-	- 23124-	-	-	266.10
					24154-	- 23124-	-	-	40.99
					24189-	- 23124-	-	-	71.74
					24190-	- 23124-	-	-	489.87
					28190-	- 23124-	-	-	10.90
20200228-MAN	NM Educational RetirementBoard (900005/1) 02/28/2020 (MAN)				24190-	- 23124-	-	-	97.21
DP20-00019	ERB Adj 2020 02				11000- 1000- 52111- 0000- 512001- 0000- 00000				190.95
					24190- 1000- 52111- 0000- 512001- 0000- 00000				67.68

Selection Sorted by Check Number, Inv #, Include Address=No, (Org = 120, Source = N, Pay To = N, Payment Method = N, Starting Check Date = 3/1/2020, Ending Check Date = 3/31/2020, Summary? = N, Sort/Group 1 = , Sort/Group 2 =)



Bank Account 120MAIN - Wells Fargo Operating Account

Payment Id	Comment							
Check # 11975	11000	03/06/2020	Check Amt	17,754.80	Status	Printed	NMPSIA (900001/1)	
20200210-REG		NMPSIA (900001/1) 02/10/2020 (REG)			11000-	- 23125-	-	6,940.45
					24101-	- 23125-	-	568.07
					24106-	- 23125-	-	248.56
					24189-	- 23125-	-	45.55
					24190-	- 23125-	-	465.19
20200225-REG		NMPSIA (900001/1) 02/25/2020 (REG)			11000-	- 23125-	-	6,744.97
					24101-	- 23125-	-	568.05
					24106-	- 23125-	-	248.56
					24189-	- 23125-	-	45.55
					24190-	- 23125-	-	465.19
DP20-00017		Elkins, Courtney 2020 02			11000-	- 23125-	-	431.90
DP20-00018		NMPSIA Adj 2020 02			11000- 1000- 52311- 0000- 512001- 0000- 00000			142.22
					11000- 2100- 52311- 0000- 512001- 0000- 00000			766.28
					11000- 2100- 52313- 0000- 512001- 0000- 00000			45.86
					11000- 2100- 52314- 0000- 512001- 0000- 00000			4.38
					11000- 2100- 52315- 0000- 512001- 0000- 00000			21.66
					24190- 1000- 52312- 0000- 512001- 0000- 00000			2.36
Check # 11976	11000	03/12/2020	Check Amt	2,459.88	Status	Printed	NM Taxation/Revenue Department (900003/1)	
20200210-REG		NM Taxation/Revenue Department (900003/1) 02/10/2020 (REG)			11000-	- 23142-	-	1,104.05
					24101-	- 23142-	-	43.37
					24106-	- 23142-	-	23.42
					24154-	- 23142-	-	5.85
					24189-	- 23142-	-	8.08
					24190-	- 23142-	-	30.68
20200225-REG		NM Taxation/Revenue Department (900003/1) 02/25/2020 (REG)			11000-	- 23142-	-	1,108.96
					24101-	- 23142-	-	43.37
					24106-	- 23142-	-	23.42
					24154-	- 23142-	-	5.80
					24189-	- 23142-	-	8.08
					24190-	- 23142-	-	37.84
20200228-MAN		NM Taxation/Revenue Department (900003/1) 02/28/2020 (MAN)			24190-	- 23142-	-	16.96
Check # 11977	11000	03/12/2020	Check Amt	378.18	Status	Printed	ABCWUA (001289/1)	
505032531506		Utilities - Water			11000- 2600- 54415- 0000- 512001- 0000- 00000			18.21
Selection	Sorted by Check Number, Inv #, Include Address=No, (Org = 120, Source = N, Pay To = N, Payment Method = N, Starting Check Date = 3/1/2020, Ending Check Date = 3/31/2020, Summary? = N, Sort/Group 1 = , Sort/Group 2 =)							

Bank Account 120MAIN - Wells Fargo Operating Account

Payment Id	Comment					
Check # 11977	11000	03/12/2020	Check Amt	378.18	Status Printed	ABCWUA (001289/1) - continued
515970247935		Utilities - Water				11000- 2600- 54415- 0000- 512001- 0000- 00000 359.97
Check # 11978	11000	03/12/2020	Check Amt	150.00	Status Printed	ACR LLC (001267/2)
5132		Special Ed Training for Samantha Chavez				11000- 2400- 55813- 0000- 512001- 0000- 00000 150.00
Check # 11979	27109	03/12/2020	Check Amt	72.00	Status Printed	ACT, Inc. (000807/2)
1239356		Work-keys licensing				27109- 1000- 56109- 1010- 512001- 0000- 00000 72.00
Check # 11980	11000	03/12/2020	Check Amt	195.30	Status Printed	Batteries Plus (010115/1)
P24844185		Building, Emergency Light Batteries				11000- 2600- 54312- 0000- 512001- 0000- 00000 195.30
Check # 11981	11000	03/12/2020	Check Amt	52.83	Status Printed	Berry, Melanie (010063/1)
20200304		Reimbursement for Melanie Berry for Life Skills				11000- 1000- 56118- 1010- 512001- 0000- 00000 52.83
Check # 11982	11000	03/12/2020	Check Amt	184.10	Status Printed	Century Link (001355/2)
0147 272B 20200301		phone fax services				11000- 2600- 54416- 0000- 512001- 0000- 00000 100.10
1466 156B 20200228		phone fax services				11000- 2600- 54416- 0000- 512001- 0000- 00000 84.00
Check # 11983	24106	03/12/2020	Check Amt	259.40	Status Printed	CES (000327/2)
36-033572		Diagnosticians				24106- 2100- 53211- 2000- 512001- 0000- 00000 259.40
Check # 11984	11000	03/12/2020	Check Amt	25.00	Status Printed	City of Albuquerque (000313/2)
2546899		Annual Licenses/Permits - CCH17-012				11000- 2600- 55915- 0000- 512001- 0000- 00000 25.00
Check # 11985	11000	03/12/2020	Check Amt	109.71	Status Printed	Crystal Springs Bottled Water (000334/1)
207209119		Bottled Water				11000- 2400- 56118- 0000- 512001- 0000- 00000 49.46
224205374		Bottled Water				11000- 2400- 56118- 0000- 512001- 0000- 00000 49.46
333349		Bottled Water				11000- 2400- 56118- 0000- 512001- 0000- 00000 10.79
Check # 11986	11000	03/12/2020	Check Amt	141.07	Status Printed	Everett, Nathan (001561/1)
20190912		Reimbursements for facility supplies				11000- 2600- 54312- 0000- 512001- 0000- 00000 46.23
20200302		Reimbursements for facility supplies				11000- 2600- 54312- 0000- 512001- 0000- 00000 94.84
Check # 11987	11000	03/12/2020	Check Amt	941.93	Status Printed	Kelly Services, Inc. (010008/1)
241822		Substitute Services for FY20				11000- 1000- 55915- 1010- 512001- 0000- 00000 941.93
Check # 11988	11000	03/12/2020	Check Amt	480.00	Status Printed	LSG and Associates, Inc. (010013/1)
4149		SLP and OT Services				11000- 2100- 53213- 2000- 512001- 0000- 00000 480.00
Check # 11989	21000	03/12/2020	Check Amt	6,559.75	Status Printed	NaMa Catering (001495/1)
1335		Food Services				21000- 3100- 56116- 0000- 512001- 0000- 00000 6,559.75
Check # 11990	11000	03/12/2020	Check Amt	3,640.46	Status Printed	Precision Security, LLC (010046/1)
10925		Security Services				11000- 2600- 55915- 0000- 512001- 0000- 00000 3,640.46
Check # 11991	11000	03/12/2020	Check Amt	539.38	Status Printed	Richard M. Romero Consulting (001407/1)

Selection Sorted by Check Number, Inv #, Include Address=No, (Org = 120, Source = N, Pay To = N, Payment Method = N, Starting Check Date = 3/1/2020, Ending Check Date = 3/31/2020, Summary? = N, Sort/Group 1 = , Sort/Group 2 =)



Bank Account 120MAIN - Wells Fargo Operating Account

Payment Id	Comment					
Check # 11991	11000	03/12/2020	Check Amt	539.38	Status Printed	Richard M. Romero Consulting (001407/1) - continued
1366		6 months - Lobbyist services				11000- 2300- 55915- 0000- 512001- 0000- 00000 539.38
Check # 11992	11000	03/12/2020	Check Amt	12.80	Status Printed	Sam's Club & Wal-mart (000935/1)
20200310		Life Skills Supplies				11000- 1000- 56118- 1010- 512001- 0000- 00000 12.80
Check # 11993	11000	03/12/2020	Check Amt	223.30	Status Printed	White Stone Communications (010017/1)
20-03-14		Telephone System Service Agreement				11000- 2600- 55915- 0000- 512001- 0000- 00000 223.30
Check # 11994	24154	03/23/2020	Check Amt	191.16	Status Printed	Boyce, Laurie E. (001299/1)
20200306		MidSchool Math Conference-TravelReimb 3/6-7/20				24154- 1000- 53330- 1010- 512001- 0000- 00000 191.16
Check # 11995	11000	03/23/2020	Check Amt	1,751.89	Status Printed	Bremmany, LLC (001586/1)
NM17580		Cleaning Services				11000- 2600- 55915- 0000- 512001- 0000- 00000 1,751.89
Check # 11996	11000	03/23/2020	Check Amt	487.25	Status Printed	Central NM Community College (010014/1)
KDAVIS95CNMEDU		CNM Course Fee K. Vaughan Davis				11000- 1000- 53711- 1010- 512001- 0000- 00000 107.00
SP20-402-A		CNM Course Fee K. Vaughan Davis				11000- 1000- 53711- 1010- 512001- 0000- 00000 380.25
Check # 11997	27103	03/23/2020	Check Amt	82.25	Status Printed	CNM Bookstore (000864/2)
402-824-824-4323		Dual Credit books - Orozco				27103- 1000- 56112- 3000- 512001- 0000- 00000 82.25
Check # 11998	11000	03/23/2020	Check Amt	441.95	Status Printed	Heff Jones LLC (000403/2)
001001587		Graduation Diplomas and Diploma Covers				11000- 2400- 56118- 0000- 512001- 0000- 00000 441.95
Check # 11999	11000	03/23/2020	Check Amt	250.00	Status Printed	Herrera Coaches, Inc. (000406/1)
4639		Buses: To PopeJoy - 3/2/2020				11000- 1000- 55817- 1010- 512001- 0000- 00000 250.00
Check # 12000	11000	03/23/2020	Check Amt	535.53	Status Printed	Kelly Services, Inc. (010008/1)
245596		Substitute Services for FY20				11000- 1000- 55915- 1010- 512001- 0000- 00000 535.53
Check # 12001	11000	03/23/2020	Check Amt	140.24	Status Printed	LaBarge Landscape (010003/1)
40127		Monthly Landscaping Services				11000- 2600- 54312- 0000- 512001- 0000- 00000 140.24
Check # 12002	24154	03/23/2020	Check Amt	316.00	Status Printed	Lang, David (001534/1)
20200306		MidSchool Math Conference-TravelReimb 3/6-7/20				24154- 1000- 53330- 1010- 512001- 0000- 00000 316.00
Check # 12003	11000	03/23/2020	Check Amt	110.66	Status Printed	New Mexico Gas Company (001288/1)
20200319		Utilities - Gas				11000- 2600- 54412- 0000- 512001- 0000- 00000 110.66
Check # 12004	11000	03/23/2020	Check Amt	909.45	Status Printed	Sandia Office Supply, Inc (010103/1)
816026-0		Janitorial supplies as needed				11000- 2600- 56118- 0000- 512001- 0000- 00000 425.70
816878-0		Janitorial supplies as needed				11000- 2600- 56118- 0000- 512001- 0000- 00000 46.95
829974-0		Janitorial supplies as needed				11000- 2600- 56118- 0000- 512001- 0000- 00000 436.80
Check # 12005	11000	03/23/2020	Check Amt	7,542.46	Status Printed	Severin Inter. Holdings, LLC (010083/1)
INV213140		PowerSchool Services 5/20/20-5/19/21				11000- 2100- 56113- 0000- 512001- 0000- 00000 7,542.46

Selection Sorted by Check Number, Inv #, Include Address=No, (Org = 120, Source = N, Pay To = N, Payment Method = N, Starting Check Date = 3/1/2020, Ending Check Date = 3/31/2020, Summary? = N, Sort/Group 1 = , Sort/Group 2 =)




Bank Account 120MAIN - Wells Fargo Operating Account

Payment Id	Comment							
Check # 12006	11000	03/23/2020	Check Amt	1,984.50	Status Printed	TreeRing Corporation (010098/1)		
225540-2019		Yearbooks				11000- 2400- 56118- 0000- 512001- 0000- 00000		1,984.50
* Break in sequence								
Check # 12008	11000	03/20/2020	Check Amt	3,450.00	Status Printed	EPARS TSA Consulting Group Inc (901000/1)		
20200210-REG		EPARS TSA Consulting Group Inc (901000/1) 02/10/2020 (REG)				11000- - 23147- - - -		1,692.50
						28190- - 23147- - - -		32.50
20200225-REG		EPARS TSA Consulting Group Inc (901000/1) 02/25/2020 (REG)				11000- - 23147- - - -		1,692.50
						28190- - 23147- - - -		32.50
Check # 12009	11000	03/30/2020	Check Amt	2,250.00	Status Printed	EPARS TSA Consulting Group Inc (901000/1)		
20200310-REG		EPARS TSA Consulting Group Inc (901000/1) 03/10/2020 (REG)				11000- - 23147- - - -		1,122.50
						28190- - 23147- - - -		2.50
20200325-REG		EPARS TSA Consulting Group Inc (901000/1) 03/25/2020 (REG)				11000- - 23147- - - -		1,122.50
						28190- - 23147- - - -		2.50
Check # 12010	11000	03/30/2020	Check Amt	24,032.43	Status Printed	NM Educational RetirementBoard (900005/1)		
20200310-REG		NM Educational RetirementBoard (900005/1) 03/10/2020 (REG)				11000- - 23124- - - -		10,501.17
						24101- - 23124- - - -		768.29
						24106- - 23124- - - -		266.10
						24154- - 23124- - - -		40.99
						24189- - 23124- - - -		71.74
						24190- - 23124- - - -		266.52
						28190- - 23124- - - -		10.90
20200325-REG		NM Educational RetirementBoard (900005/1) 03/25/2020 (REG)				11000- - 23124- - - -		10,559.25
						24101- - 23124- - - -		768.29
						24106- - 23124- - - -		266.10
						24154- - 23124- - - -		40.99
						24189- - 23124- - - -		71.74
						24190- - 23124- - - -		423.66
						28190- - 23124- - - -		10.90
DP20-00020		ERB Adj 2020 03				11000- 1000- 52111- 0000- 512001- 0000- 00000		34.21-
Check # 12011	11000	03/30/2020	Check Amt	2,913.54	Status Printed	NM RHC (900006/1)		
20200310-REG		NM RHC (900006/1) 03/10/2020 (REG)				11000- - 23123- - - -		1,273.50
Selection Sorted by Check Number, Inv #, Include Address=No, (Org = 120, Source = N, Pay To = N, Payment Method = N, Starting Check Date = 3/1/2020, Ending Check Date = 3/31/2020, Summary? = N, Sort/Group 1 = , Sort/Group 2 =)								



Bank Account 120MAIN - Wells Fargo Operating Account

Payment Id	Comment								
Check # 12011	11000	03/30/2020	Check Amt	2,913.54	Status Printed	NM RHC (900006/1) - continued			
20200310-REG		NM RHC (900006/1) 03/10/2020 (REG)			24101-	- 23123-	-	92.75	
					24106-	- 23123-	-	32.13	
					24154-	- 23123-	-	4.96	
					24189-	- 23123-	-	8.66	
					24190-	- 23123-	-	36.26	
					28190-	- 23123-	-	1.49	
20200325-REG		NM RHC (900006/1) 03/25/2020 (REG)			11000-	- 23123-	-	1,276.74	
					24101-	- 23123-	-	92.75	
					24106-	- 23123-	-	32.13	
					24154-	- 23123-	-	4.96	
					24189-	- 23123-	-	8.66	
					24190-	- 23123-	-	47.06	
					28190-	- 23123-	-	1.49	
Check # 12012	11000	03/30/2020	Check Amt	2,390.18	Status Printed	NM Taxation/Revenue Department (900003/1)			
20200310-REG		NM Taxation/Revenue Department (900003/1) 03/10/2020 (REG)			11000-	- 23142-	-	1,096.77	
					24101-	- 23142-	-	43.37	
					24106-	- 23142-	-	23.42	
					24154-	- 23142-	-	5.80	
					24189-	- 23142-	-	8.08	
					24190-	- 23142-	-	9.63	
					28190-	- 23142-	-	.30	
20200325-REG		NM Taxation/Revenue Department (900003/1) 03/25/2020 (REG)			11000-	- 23142-	-	1,104.66	
					24101-	- 23142-	-	43.37	
					24106-	- 23142-	-	23.42	
					24154-	- 23142-	-	5.80	
					24189-	- 23142-	-	8.08	
					24190-	- 23142-	-	17.18	
					28190-	- 23142-	-	.30	
* Break in sequence									
Check # 12025	28203	03/09/2020	Check Amt	2,819.54	Status Printed	Amazon.com (001361/1)			
112-0573649-4615458		GRAD supplies and materials			28203-	1000- 56118-	1010- 512001-	0000- 00000	18.48
112-3530887-6301051		GRAD supplies and materials			28203-	1000- 56118-	1010- 512001-	0000- 00000	390.24
112-3888284-5189853		GRAD supplies and materials			28203-	1000- 56118-	1010- 512001-	0000- 00000	109.69
112-7659438-5462649		GRAD supplies and materials			28203-	1000- 56118-	1010- 512001-	0000- 00000	2,285.14
Selection	Sorted by Check Number, Inv #, Include Address=No, (Org = 120, Source = N, Pay To = N, Payment Method = N, Starting Check Date = 3/1/2020, Ending Check Date = 3/31/2020, Summary? = N, Sort/Group 1 = , Sort/Group 2 =)								

Bank Account 120MAIN - Wells Fargo Operating Account

Payment Id		Comment				
Check #	12025	28203	03/09/2020	Check Amt	2,819.54	Status Printed Amazon.com (001361/1) - continued
	112-9527866-6249026		GRAD supplies and materials		28203- 1000- 56118- 1010- 512001- 0000- 00000	15.99
Number of Items	63			144,125.55	Totals for Org 2	

Finance Committee Documents

Balances through 03/31/2020					Fiscal Year 2019/20	
Funds- Func- Obj ct - Pr gm- Locat n- JbCl - Opt nl	Description	Adopted Budget	Revised Budget	Revenue	Account Balance	
Funds 11000 - Operational, Func 0000 - NoFunctionCode						
11000- 0000- 41920- 0000- 512001- 0000- 00000	PrivContrbsDntn			1,000.00	1,000.00-	
11000- 0000- 41921- 0000- 512001- 0000- 00000	InstCategorical			1,000.00	1,000.00-	
11000- 0000- 43101- 0000- 512001- 0000- 00000	StEqulzGuarantee	2,279,510.00	2,297,914.00	1,716,993.00	580,921.00	
11000- 0000- 45304- 0000- 512001- 0000- 00000	SalePrsPrpEquip			500.00	500.00-	
Total for Funds 11000, Func 0000 and Revenue accounts		2,279,510.00	2,297,914.00	1,719,493.00	578,421.00	
Funds 14000 - TotlInsMatSubFnd, Func 0000 - NoFunctionCode						
14000- 0000- 43211- 0000- 512001- 0000- 00000	InstMatCash50%			469.83	469.83-	
Total for Funds 14000, Func 0000 and Revenue accounts		.00	.00	469.83	469.83-	
Funds 21000 - Food Svcs, Func 0000 - NoFunctionCode						
21000- 0000- 44500- 0000- 512001- 0000- 00000	ResGtsFedThruSt	60,000.00	60,000.00	45,569.87	14,430.13	
Total for Funds 21000, Func 0000 and Revenue accounts		60,000.00	60,000.00	45,569.87	14,430.13	
Funds 23000 - Non-InstrctSupp, Func 0000 - NoFunctionCode						
23000- 0000- 41701- 0000- 512001- 0000- 00000	Fees-Activities			435.00	435.00-	
23000- 0000- 41920- 0000- 512001- 0000- 00000	PrivContrbsDntn			1,561.78	1,561.78-	
Total for Funds 23000, Func 0000 and Revenue accounts		.00	.00	1,996.78	1,996.78-	
Funds 24101 - Title I - IASA, Func 0000 - NoFunctionCode						
24101- 0000- 44500- 0000- 512001- 0000- 00000	ResGtsFedThruSt	95,778.00	95,778.00	69,836.48	25,941.52	
24101- 0000- 44504- 0000- 512001- 0000- 00000	Revenue	10,848.00	10,848.00		10,848.00	
Total for Funds 24101, Func 0000 and Revenue accounts		106,626.00	106,626.00	69,836.48	36,789.52	
Funds 24106 - IDEABEntitlemnt, Func 0000 - NoFunctionCode						
24106- 0000- 44500- 0000- 512001- 0000- 00000	ResGtsFedThruSt	60,973.00	60,973.00	30,992.93	29,980.07	
24106- 0000- 44504- 0000- 512001- 0000- 00000	Revenue			3,552.68	3,552.68-	
Total for Funds 24106, Func 0000 and Revenue accounts		60,973.00	60,973.00	34,545.61	26,427.39	
Funds 24154 - TchPrinTrainRec, Func 0000 - NoFunctionCode						
24154- 0000- 44500- 0000- 512001- 0000- 00000	ResGtsFedThruSt	9,540.00	9,540.00	2,426.97	7,113.03	
24154- 0000- 44504- 0000- 512001- 0000- 00000	Revenue	3,560.00	3,560.00		3,560.00	
Total for Funds 24154, Func 0000 and Revenue accounts		13,100.00	13,100.00	2,426.97	10,673.03	
Funds 24183 - USDA Equip., Func 0000 - NoFunctionCode						
24183- 0000- 44500- 0000- 512001- 0000- 00000	ResGtsFedThruSt			11,459.78	11,459.78-	
Total for Funds 24183, Func 0000 and Revenue accounts		.00	.00	11,459.78	11,459.78-	
Funds 24189 - SSAE Title IV, Func 0000 - NoFunctionCode						

Selection Grouped by Account Type, Filtered by User Permissions, (Org = 120, Online/Offline = N, Period = 9, UnPosted JEs? = N, Assets and Liabilities? = N, Restricted Accts? = Y, Objct = 4, Obj Digits = 0, Page Break Lvl =)

Balances through 03/31/2020					Fiscal Year 2019/20	
Funds- Func- Obj ct - Pr gm- Locat n- JbCl - Opt nl	Description	Adopted Budget	Revised Budget	Revenue	Account Balance	
Funds 24189 - SSAE Title IV, Func 0000 - NoFunctionCode						
24189- 0000- 44500- 0000- 512001- 0000- 00000	ResGtsFedThruSt	10,000.00	10,000.00	17,585.08	7,585.08-	
Total for Funds 24189, Func 0000 and Revenue accounts		10,000.00	10,000.00	17,585.08	7,585.08-	
Funds 24190 - Title I CSI, Func 0000 - NoFunctionCode						
24190- 0000- 44500- 0000- 512001- 0000- 00000	ResGtsFedThruSt		63,396.00		63,396.00	
Total for Funds 24190, Func 0000 and Revenue accounts		.00	63,396.00	.00	63,396.00	
Funds 26207 - CNM Foundation, Func 0000 - NoFunctionCode						
26207- 0000- 41922- 0000- 512001- 0000- 00000	InstSupCatagocl		500.00	500.00		
Total for Funds 26207, Func 0000 and Revenue accounts		.00	500.00	500.00	.00	
Funds 27103 - DualCRInstMatrl, Func 0000 - NoFunctionCode						
27103- 0000- 43202- 0000- 512001- 0000- 00000	StFlowThruGrant		2,648.00	81.25	2,566.75	
Total for Funds 27103, Func 0000 and Revenue accounts		.00	2,648.00	81.25	2,566.75	
Funds 27107 - 2012GOBondSB66, Func 0000 - NoFunctionCode						
27107- 0000- 43202- 0000- 512001- 0000- 00000	StFlowThruGrant		3,444.00		3,444.00	
27107- 0000- 43204- 0000- 512001- 0000- 00000	PriorYearBalnce	2,796.00	2,796.00		2,796.00	
Total for Funds 27107, Func 0000 and Revenue accounts		2,796.00	6,240.00	.00	6,240.00	
Funds 27109 - IM-GAA of 2019, Func 0000 - NoFunctionCode						
27109- 0000- 43202- 0000- 512001- 0000- 00000	StFlowThruGrant		18,547.00	18,546.85	.15	
Total for Funds 27109, Func 0000 and Revenue accounts		.00	18,547.00	18,546.85	.15	
Funds 28190 - GRADS-Instructn, Func 0000 - NoFunctionCode						
28190- 0000- 43203- 0000- 512001- 0000- 00000	St.DirectGrants	1,500.00	2,500.00	1,045.68	1,454.32	
Total for Funds 28190, Func 0000 and Revenue accounts		1,500.00	2,500.00	1,045.68	1,454.32	
Funds 28203 - Grads Plus, Func 0000 - NoFunctionCode						
28203- 0000- 41980- 0000- 512001- 0000- 00000	RefPriorYearExp			6,356.61	6,356.61-	
28203- 0000- 43203- 0000- 512001- 0000- 00000	St.DirectGrants		14,000.00	6,091.52	7,908.48	
Total for Funds 28203, Func 0000 and Revenue accounts		.00	14,000.00	12,448.13	1,551.87	
Funds 31200 - PubSchCapOutlay, Func 0000 - NoFunctionCode						
31200- 0000- 43209- 0000- 512001- 0000- 00000	PSCOC Awards		151,700.00	113,214.78	38,485.22	
Total for Funds 31200, Func 0000 and Revenue accounts		.00	151,700.00	113,214.78	38,485.22	
Funds 31400 - SpcCapOutlaySt, Func 0000 - NoFunctionCode						
31400- 0000- 43202- 0000- 512001- 0000- 00000	StFlowThruGrant	170,000.00	170,000.00		170,000.00	
31400- 0000- 43204- 0000- 512001- 0000- 00000	PriorYearBalnce	26,227.00	26,227.00	378.87	25,848.13	

Selection Grouped by Account Type, Filtered by User Permissions, (Org = 120, Online/Offline = N, Period = 9, UnPosted JEs? = N, Assets and Liabilities? = N, Restricted Accts? = Y, Obj Digits = 0, Page Break Lvl =)

Balances through 03/31/2020				Fiscal Year 2019/20	
Funds- Func- Obj ct - Pr gm- Locat n- JbCl - Opt nl	Description	Adopted Budget	Revised Budget	Revenue	Account Balance
Total for Funds 31400, Func 0000 and Revenue accounts		196,227.00	196,227.00	378.87	195,848.13
Funds 31600 - CapImprvmtsHB33, Func 0000 - NoFunctionCode					
31600- 0000- 41110- 0000- 512001- 0000- 00000	AdValoremTaxDst	134,850.00	134,850.00	89,868.40	44,981.60
Total for Funds 31600, Func 0000 and Revenue accounts		134,850.00	134,850.00	89,868.40	44,981.60
Funds 31700 - CapImprvmtsSB-9, Func 0000 - NoFunctionCode					
31700- 0000- 43204- 0000- 512001- 0000- 00000	PriorYearBalnce	25,199.00	25,199.00		25,199.00
Total for Funds 31700, Func 0000 and Revenue accounts		25,199.00	25,199.00	.00	25,199.00
Funds 31701 - CapImprvsSB9Loc, Func 0000 - NoFunctionCode					
31701- 0000- 41110- 0000- 512001- 0000- 00000	AdValoremTaxDst			45,428.13	45,428.13-
Total for Funds 31701, Func 0000 and Revenue accounts		.00	.00	45,428.13	45,428.13-
Total for Org 120 - Cesar Chavez Community		2,890,781.00	3,164,420.00	2,184,895.49	979,524.51

Balances through 03/31/2020						Fiscal Year 2019/20
Funds- Func- Obj ct - Pr gm- Locat n- JbCl - Opt nl	Description	Adopted Budget	Revised Budget	Encumbered	Expenditure	Account Balance
Funds 11000 - Operational, Func 1000 - Instruction						
11000- 1000- 51100- 0000- 512001- 1611- 00000	SalariesExpense,SubsSickL		4,000.00		5,785.98	1,785.98-
11000- 1000- 51100- 1010- 512001- 1411- 00000	SalariesExpense,Teachers	501,179.00	525,077.00	193,438.96	318,601.20	13,036.84
11000- 1000- 51100- 1010- 512001- 1711- 00000	SalariesExpense,InstAsst1	29,300.00	29,300.00			29,300.00
11000- 1000- 51100- 2000- 512001- 1412- 00000	SalariesExpense,Teachers	160,200.00	160,200.00	39,856.59	95,799.38	24,544.03
11000- 1000- 51300- 0000- 512001- 1416- 00000	AddtnlCompenstn,TeachersO	7,500.00	7,500.00	937.53	1,562.55	4,999.92
11000- 1000- 51300- 1010- 512001- 1411- 00000	AddtnlCompenstn,Teachers	12,532.00	18,532.00	4,283.73	14,316.04	67.77-
11000- 1000- 51300- 1010- 512001- 1711- 00000	AddtnlCompenstn,InstAsst1	7,575.00	7,575.00	1,125.00	2,291.68	4,158.32
11000- 1000- 51300- 2000- 512001- 1412- 00000	AddtnlCompenstn,Teachers		1,260.00		1,260.00	
11000- 1000- 51300- 3000- 512001- 1415- 00000	AddtnlCompenstn,TeachersV		1,000.00		1,000.00	
11000- 1000- 51300- 9000- 512001- 1411- 00000	AddtnlCompenstn,Teachers	825.00	825.00			825.00
11000- 1000- 52111- 0000- 512001- 0000- 00000	EducRetirement	101,767.00	101,767.00	33,407.66	61,009.23	7,350.11
11000- 1000- 52112- 0000- 512001- 0000- 00000	ERARetireeHlth	14,388.00	14,388.00	4,722.08	8,628.70	1,037.22
11000- 1000- 52210- 0000- 512001- 0000- 00000	FICA Payments	44,595.00	44,595.00	14,086.65	25,934.91	4,573.44
11000- 1000- 52220- 0000- 512001- 0000- 00000	MedicarePaymnts	10,441.00	10,441.00	3,294.26	6,065.30	1,081.44
11000- 1000- 52311- 0000- 512001- 0000- 00000	Hth&MedPremiums	90,772.00	90,772.00	27,481.65	48,605.42	14,684.93
11000- 1000- 52312- 0000- 512001- 0000- 00000	Life	867.00	867.00	117.80	204.83	544.37
11000- 1000- 52313- 0000- 512001- 0000- 00000	Dental	4,242.00	4,242.00	1,299.79	2,246.01	696.20
11000- 1000- 52314- 0000- 512001- 0000- 00000	Vision	888.00	888.00	243.94	437.68	206.38
11000- 1000- 52315- 0000- 512001- 0000- 00000	Disability	1,178.00	1,178.00	240.71	480.94	456.35
11000- 1000- 52500- 0000- 512001- 0000- 00000	UnemploymntComp	2,278.00	2,278.00	472.31	788.24	1,017.45
11000- 1000- 52710- 0000- 512001- 0000- 00000	WorkersCompPrem	7,826.00	7,926.00		7,897.00	29.00
11000- 1000- 52720- 0000- 512001- 0000- 00000	WorkrsCompERFee	588.00	588.00	30.05	97.48	460.47
11000- 1000- 53330- 1010- 512001- 0000- 00000	ProfessDevelop	2,000.00	2,000.00	125.00	715.00	1,160.00
11000- 1000- 53414- 1010- 512001- 0000- 00000	OthProfTechSvcs	3,000.00	3,000.00		2,012.10	987.90
11000- 1000- 53711- 1010- 512001- 0000- 00000	Other Charges		2,000.00	100.00	2,090.49	190.49-
11000- 1000- 54610- 1010- 512001- 0000- 00000	RentLandBldngs	1,500.00	1,500.00	1,222.00	791.00	513.00-
11000- 1000- 54620- 1010- 512001- 0000- 00000	RentlEquipVehcl	800.00	800.00			800.00
11000- 1000- 55817- 1010- 512001- 0000- 00000	Student Travel	3,400.00	5,900.00	910.00	4,440.05	549.95
11000- 1000- 55819- 1010- 512001- 0000- 00000	EmpTravTeachers		245.00		245.00	
11000- 1000- 55915- 1010- 512001- 0000- 00000	OthContractSvcs	18,000.00	18,000.00	13,188.35	9,361.65	4,550.00-
11000- 1000- 56112- 3000- 512001- 0000- 00000	Other Textbooks		100.00		81.25	18.75
11000- 1000- 56113- 1010- 512001- 0000- 00000	Software	4,950.00	4,950.00		2,255.00	2,695.00
11000- 1000- 56118- 1010- 512001- 0000- 00000	GenSuppliesMats	158,155.00	58,942.00	3,240.07	9,122.94	46,578.99
11000- 1000- 56118- 3000- 512001- 0000- 00000	GenSuppliesMats		500.00		192.50	307.50
11000- 1000- 57331- 1010- 512001- 0000- 00000	FixedAssets>\$5k			7,175.00		7,175.00-
11000- 1000- 57332- 1010- 512001- 0000- 00000	SupplAssets<\$5k	200,000.00	167,295.00		186.95	167,108.05

Selection Grouped by Account Type, Filtered by User Permissions, (Org = 120, Online/Offline = N, Period = 9, UnPosted JEs? = Y, Assets and Liabilities? = N, Restricted Accts? = Y, Objct = 5, Obj Digits = 0, Page Break Lvl =)

Balances through 03/31/2020					Fiscal Year 2019/20	
Funds- Func- Obj ct - Pr gm- Locat n- JbCl - Opt nl	Description	Adopted Budget	Revised Budget	Encumbered	Expenditure	Account Balance
Total for Func 1000 and Expense accounts		1,390,746.00	1,300,431.00	350,999.13	634,506.50	314,925.37
Funds 11000 - Operational, Func 2100 - SuppSvcsStudnts						
11000- 2100- 51100- 0000- 512001- 1214- 00000	SalariesExpense,Couns-Soc	162,868.00	163,965.00	37,675.80	91,845.96	34,443.24
11000- 2100- 51100- 0000- 512001- 1217- 00000	SalariesExpense,SecClerTe	41,000.00	41,000.00	11,958.38	29,041.78	.16-
11000- 2100- 51100- 0000- 512001- 1218- 00000	SalariesExpense,SchlStude	66,000.00	66,000.00	19,250.00	46,750.00	
11000- 2100- 52111- 0000- 512001- 0000- 00000	EducRetirement	38,188.00	38,341.00	9,747.08	23,720.71	4,873.21
11000- 2100- 52112- 0000- 512001- 0000- 00000	ERARetireeHlth	5,398.00	5,419.00	1,377.76	3,352.85	688.39
11000- 2100- 52210- 0000- 512001- 0000- 00000	FICA Payments	16,733.00	16,733.00	4,045.39	9,855.79	2,831.82
11000- 2100- 52220- 0000- 512001- 0000- 00000	MedicarePaymnts	3,915.00	3,915.00	946.07	2,304.96	663.97
11000- 2100- 52311- 0000- 512001- 0000- 00000	Hth&MedPremiums	29,212.00	31,496.00	8,083.48	21,795.91	1,616.61
11000- 2100- 52312- 0000- 512001- 0000- 00000	Life	278.00	278.00	36.05	90.37	151.58
11000- 2100- 52313- 0000- 512001- 0000- 00000	Dental	1,054.00	1,054.00	331.40	796.88	74.28-
11000- 2100- 52314- 0000- 512001- 0000- 00000	Vision	258.00	258.00	66.93	168.31	22.76
11000- 2100- 52315- 0000- 512001- 0000- 00000	Disability	260.00	264.00		156.06	107.94
11000- 2100- 52500- 0000- 512001- 0000- 00000	UnemploymntComp	731.00	906.00	143.95	308.60	453.45
11000- 2100- 52710- 0000- 512001- 0000- 00000	WorkersCompPrem	3,062.00	3,062.00		2,759.45	302.55
11000- 2100- 52720- 0000- 512001- 0000- 00000	WorkrsCompERFee	49.00	49.00	8.83	31.09	9.08
11000- 2100- 53211- 2000- 512001- 0000- 00000	DiagsContracted	9,300.00	16,310.00	6,477.05	9,822.95	10.00
11000- 2100- 53212- 2000- 512001- 0000- 00000	SpeechThrpsCont	12,500.00	12,500.00			12,500.00
11000- 2100- 53213- 2000- 512001- 0000- 00000	OccThrpstCont	3,500.00	3,500.00		3,752.64	252.64-
11000- 2100- 53215- 2000- 512001- 0000- 00000	PsychologtsCont		1,000.00	60.00	1,440.00	500.00-
11000- 2100- 53330- 0000- 512001- 0000- 00000	ProfessDevelop	600.00	600.00			600.00
11000- 2100- 53414- 0000- 512001- 0000- 00000	OthProfTechSvcs	19,950.00	19,950.00	4,424.60	15,525.40	
11000- 2100- 55915- 0000- 512001- 0000- 00000	OthContractSvcs	3,200.00	3,700.00	1,080.43	2,900.20	280.63-
11000- 2100- 56113- 0000- 512001- 0000- 00000	Software		7,200.00		7,542.46	342.46-
11000- 2100- 56118- 0000- 512001- 0000- 00000	GenSuppliesMats		480.00		529.62	49.62-
11000- 2100- 56118- 2000- 512001- 0000- 00000	GenSuppliesMats	300.00	300.00		181.21	118.79
Total for Func 2100 and Expense accounts		418,356.00	438,280.00	105,713.20	274,673.20	57,893.60
Funds 11000 - Operational, Func 2200 - Suppt Svcs Inst						
11000- 2200- 53330- 0000- 512001- 0000- 00000	ProfessDevelop				265.00	265.00-
11000- 2200- 55915- 0000- 512001- 0000- 00000	OthContractSvcs	15,000.00	15,000.00	4,590.06	10,409.94	
11000- 2200- 56113- 0000- 512001- 0000- 00000	Software	5,600.00	7,300.00	2,566.50	4,659.58	73.92
11000- 2200- 56118- 0000- 512001- 0000- 00000	GenSuppliesMats	5,000.00	5,000.00	1,190.00	1,633.56	2,176.44
Total for Func 2200 and Expense accounts		25,600.00	27,300.00	8,346.56	16,968.08	1,985.36
Funds 11000 - Operational, Func 2300 - SupptSvcs-Admin						
11000- 2300- 51100- 0000- 512001- 1111- 00000	SalariesExpense,Superinte	81,480.00	81,480.00	23,765.00	57,715.00	

Selection Grouped by Account Type, Filtered by User Permissions, (Org = 120, Online/Offline = N, Period = 9, UnPosted JEs? = Y, Assets and Liabilities? = N, Restricted Accts? = Y, Objct = 5, Obj Digits = 0, Page Break Lvl =)

Balances through 03/31/2020						Fiscal Year 2019/20
Funds- Func- Obj ct - Pr gm- Locat n- Jb Cl - Opt nl	Description	Adopted Budget	Revised Budget	Encumbered	Expenditure	Account Balance
Funds 11000 - Operational, Func 2300 - SupptSvcs-Admin (continued)						
11000- 2300- 52111- 0000- 512001- 0000- 00000	EducRetirement	11,530.00	11,530.00	3,362.80	8,166.79	.41
11000- 2300- 52112- 0000- 512001- 0000- 00000	ERARetireeHlth	1,630.00	1,630.00	475.30	1,154.30	.40
11000- 2300- 52210- 0000- 512001- 0000- 00000	FICA Payments	5,052.00	5,052.00	1,438.57	3,498.79	114.64
11000- 2300- 52220- 0000- 512001- 0000- 00000	MedicarePaymnts	1,182.00	1,182.00	336.42	818.24	27.34
11000- 2300- 52311- 0000- 512001- 0000- 00000	Hth&MedPremiums	3,463.00	4,410.00	1,266.44	3,144.05	.49-
11000- 2300- 52312- 0000- 512001- 0000- 00000	Life	48.00	48.00	7.28	17.82	22.90
11000- 2300- 52313- 0000- 512001- 0000- 00000	Dental	102.00	108.00	31.01	77.14	.15-
11000- 2300- 52314- 0000- 512001- 0000- 00000	Vision	45.00	48.00	13.58	34.08	.34
11000- 2300- 52500- 0000- 512001- 0000- 00000	UnemploymntComp	126.00	147.00	8.11	67.20	71.69
11000- 2300- 52710- 0000- 512001- 0000- 00000	WorkersCompPrem	877.00	1,028.00		1,028.11	.11-
11000- 2300- 52720- 0000- 512001- 0000- 00000	WorkrsCompERFee	9.00	9.00	2.04	6.12	.84
11000- 2300- 53411- 0000- 512001- 0000- 00000	Auditing	14,570.00	16,209.00		18,099.27	1,890.27-
11000- 2300- 53413- 0000- 512001- 0000- 00000	Legal	3,500.00	28,500.00	2,617.59	18,382.41	7,500.00
11000- 2300- 53711- 0000- 512001- 0000- 00000	Other Charges		220.00		220.45	.45-
11000- 2300- 55400- 0000- 512001- 0000- 00000	Advertising	100.00	1,000.00	323.51	676.49	
11000- 2300- 55812- 0000- 512001- 0000- 00000	Board Training	2,000.00	2,000.00	175.00		1,825.00
11000- 2300- 55915- 0000- 512001- 0000- 00000	OthContractSvcs	9,000.00	9,000.00	4,684.96	4,315.04	
Total for Func 2300 and Expense accounts		134,714.00	163,601.00	38,507.61	117,421.30	7,672.09
Funds 11000 - Operational, Func 2400 - SupSvcsSchAdmin						
11000- 2400- 51100- 0000- 512001- 1217- 00000	SalariesExpense,SecClerTe	69,500.00	69,500.00	20,270.88	49,229.28	.16-
11000- 2400- 51300- 0000- 512001- 1217- 00000	AddtnlCompenstn,SecClerTe	7,625.00	7,625.00	1,458.38	3,541.78	2,624.84
11000- 2400- 52111- 0000- 512001- 0000- 00000	EducRetirement	10,915.00	10,915.00	3,074.68	7,467.08	373.24
11000- 2400- 52112- 0000- 512001- 0000- 00000	ERARetireeHlth	1,543.00	1,543.00	434.63	1,055.52	52.85
11000- 2400- 52210- 0000- 512001- 0000- 00000	FICA Payments	4,784.00	4,784.00	1,310.61	3,188.47	284.92
11000- 2400- 52220- 0000- 512001- 0000- 00000	MedicarePaymnts	1,122.00	1,122.00	306.53	745.72	69.75
11000- 2400- 52311- 0000- 512001- 0000- 00000	Hth&MedPremiums	3,713.00	3,763.00	1,082.90	2,680.24	.14-
11000- 2400- 52312- 0000- 512001- 0000- 00000	Life	114.00	114.00	16.52	40.12	57.36
11000- 2400- 52313- 0000- 512001- 0000- 00000	Dental	840.00	848.00	244.65	603.45	.10-
11000- 2400- 52314- 0000- 512001- 0000- 00000	Vision	172.00	174.00	49.98	124.44	.42-
11000- 2400- 52315- 0000- 512001- 0000- 00000	Disability	149.00	152.00	43.23	108.57	.20
11000- 2400- 52500- 0000- 512001- 0000- 00000	UnemploymntComp	300.00	346.00	71.75	137.18	137.07
11000- 2400- 52710- 0000- 512001- 0000- 00000	WorkersCompPrem	789.00	840.00		839.92	.08
11000- 2400- 52720- 0000- 512001- 0000- 00000	WorkrsCompERFee	20.00	20.00	4.60	13.80	1.60
11000- 2400- 53330- 0000- 512001- 0000- 00000	ProfessDevelop	2,000.00	2,000.00	150.00		1,850.00
11000- 2400- 53711- 0000- 512001- 0000- 00000	Other Charges		144.00	44.00	100.00	
11000- 2400- 55813- 0000- 512001- 0000- 00000	EmpTravNonTeach	1,500.00	1,673.00		1,822.58	149.58-

Selection Grouped by Account Type, Filtered by User Permissions, (Org = 120, Online/Offline = N, Period = 9, UnPosted JE? = Y, Assets and Liabilities? = N, Restricted Accts? = Y, Objct = 5, Obj Digits = 0, Page Break Lvl =)

Balances through 03/31/2020						Fiscal Year 2019/20
Funds- Func- Obj ct - Pr gm- Locat n- Jb Cl - Opt nl	Description	Adopted Budget	Revised Budget	Encumbered	Expenditure	Account Balance
Funds 11000 - Operational, Func 2400 - SupSvcsSchAdmin (continued)						
11000-2400-55915-0000-512001-0000-00000	OthContractSvcs	150.00	200.00	2,803.13	896.87	3,500.00-
11000-2400-56118-0000-512001-0000-00000	GenSuppliesMats	25,950.00	25,950.00	692.82	5,879.33	19,377.85
11000-2400-57331-0000-512001-0000-00000	FixedAssets>\$5k				170.00	170.00-
Total for Func 2400 and Expense accounts		131,186.00	131,713.00	32,059.29	78,644.35	21,009.36
Funds 11000 - Operational, Func 2500 - Central Svcs						
11000-2500-53330-0000-512001-0000-00000	ProfessDevelop		6,912.00	4,608.00	2,304.00	
11000-2500-53414-0000-512001-0000-00000	OthProfTechSvcs	129,405.00	129,405.00	49,870.61	79,530.83	3.56
11000-2500-53711-0000-512001-0000-00000	Other Charges		276.00		276.00	
11000-2500-54620-0000-512001-0000-00000	RentEquipVehcl	17,000.00	18,197.00	3,442.43	14,754.40	.17
11000-2500-55400-0000-512001-0000-00000	Advertising	5,600.00	5,600.00	3,740.21	1,132.39	727.40
11000-2500-55915-0000-512001-0000-00000	OthContractSvcs	600.00	650.00	200.00	450.00	
11000-2500-56113-0000-512001-0000-00000	Software	17,260.00	17,260.00		17,260.00	
11000-2500-56118-0000-512001-0000-00000	GenSuppliesMats	15,000.00	15,000.00	40.75	3,625.36	11,333.89
Total for Func 2500 and Expense accounts		184,865.00	193,300.00	61,902.00	119,332.98	12,065.02
Funds 11000 - Operational, Func 2600 - Op&MaintofPlant						
11000-2600-54312-0000-512001-0000-00000	MntRepBlgsGrnds	13,200.00	13,200.00	10,066.83	12,393.03	9,259.86-
11000-2600-54411-0000-512001-0000-00000	Electricity	28,000.00	28,000.00	11,633.38	16,366.62	
11000-2600-54412-0000-512001-0000-00000	NatGasBuildings	2,000.00	2,000.00	856.75	1,143.25	
11000-2600-54415-0000-512001-0000-00000	Water/Sewage	6,400.00	6,410.00	1,588.31	4,821.69	
11000-2600-54416-0000-512001-0000-00000	CommunicatnSvcs	16,250.00	17,765.00	8,402.55	9,362.87	.42-
11000-2600-54610-0000-512001-0000-00000	RentLandBldngs	257,630.00	306,828.00	77,038.07	229,790.09	.16-
11000-2600-55200-0000-512001-0000-00000	PropertyLiablns	17,100.00	17,371.00		17,370.82	.18
11000-2600-55915-0000-512001-0000-00000	OthContractSvcs	67,650.00	67,650.00	16,312.09	40,409.30	10,928.61
11000-2600-56118-0000-512001-0000-00000	GenSuppliesMats	33,500.00	33,500.00	1,813.36	3,219.22	28,467.42
11000-2600-57332-0000-512001-0000-00000	SupplAssets<\$5k		2,595.00	200.00	2,595.00	200.00-
Total for Func 2600 and Expense accounts		441,730.00	495,319.00	127,911.34	337,471.89	29,935.77
Funds 11000 - Operational, Func 2900 - Oth Suppt Svcs						
11000-2900-58211-0000-512001-0000-00000	TaxLiab/Penalty				224.93	224.93-
11000-2900-58215-0000-512001-0000-00000	RestrictExpend	234,800.00	234,800.00			234,800.00
Total for Func 2900 and Expense accounts		234,800.00	234,800.00	.00	224.93	234,575.07
Funds 11000 - Operational, Func 3100 - FoodSvcsOpertns						
11000-3100-56118-0000-512001-0000-00000	GenSuppliesMats	2,500.00	2,500.00	36.15	298.78	2,165.07
Total for Func 3100 and Expense accounts		2,500.00	2,500.00	36.15	298.78	2,165.07
Total for Funds 11000		2,964,497.00	2,987,244.00	725,475.28	1,579,542.01	682,226.71
Funds 21000 - Food Svcs, Func 3100 - FoodSvcsOpertns						

Selection Grouped by Account Type, Filtered by User Permissions, (Org = 120, Online/Offline = N, Period = 9, UnPosted JEs? = Y, Assets and Liabilities? = N, Restricted Accts? = Y, Objct = 5, Obj Digits = 0, Page Break Lvl =)

Balances through 03/31/2020						Fiscal Year 2019/20
Funds- Func- Obj ct - Pr gm- Locat n- JbCl - Opt nl	Description	Adopted Budget	Revised Budget	Encumbered	Expenditure	Account Balance
Funds 21000 - Food Svcs, Func 3100 - FoodSvcsOpertns						
21000- 3100- 56116- 0000- 512001- 0000- 00000	Food	63,895.00	60,504.00	14,877.50	45,626.50	
Total for Funds 21000, Func 3100 and Expense accounts		63,895.00	60,504.00	14,877.50	45,626.50	.00
Funds 23000 - Non-InstrectSupp, Func 1000 - Instruction						
23000- 1000- 53711- 0000- 512001- 0000- 00000	Other Charges		500.00	47.88		452.12
23000- 1000- 56118- 0000- 512001- 0000- 00000	GenSuppliesMats	989.00	3,489.00	686.91	2,511.45	290.64
23000- 1000- 56118- 1010- 512001- 0000- 00000	GenSuppliesMats		535.00		568.31	33.31-
Total for Funds 23000, Func 1000 and Expense accounts		989.00	4,524.00	734.79	3,079.76	709.45
Funds 24101 - Title I - IASA, Func 1000 - Instruction						
24101- 1000- 51100- 1010- 512001- 1411- 00000	SalariesExpense,Teachers	7,359.00	7,359.00			7,359.00
24101- 1000- 51100- 1010- 512001- 1711- 00000	SalariesExpense,InstAsst1	61,900.00	61,900.00	24,695.98	42,860.85	5,656.83-
24101- 1000- 51300- 1010- 512001- 1411- 00000	AddtnlCompenstn,Teachers	2,700.00	2,700.00			2,700.00
24101- 1000- 51300- 1010- 512001- 1711- 00000	AddtnlCompenstn,InstAsst1	5,000.00	5,000.00	2,887.56	3,979.24	1,866.80-
24101- 1000- 52111- 0000- 512001- 0000- 00000	EducRetirement	10,893.00	10,893.00	3,903.12	6,721.36	268.52
24101- 1000- 52112- 0000- 512001- 0000- 00000	ERARetireeHlth	1,540.00	1,540.00	551.64	949.98	38.38
24101- 1000- 52210- 0000- 512001- 0000- 00000	FICA Payments	4,773.00	4,773.00	1,617.87	2,780.97	374.16
24101- 1000- 52220- 0000- 512001- 0000- 00000	MedicarePaymnts	1,120.00	1,120.00	378.37	650.30	91.33
24101- 1000- 52311- 0000- 512001- 0000- 00000	Hth&MedPremiums	6,236.00	6,236.00	3,250.41	5,710.96	2,725.37-
24101- 1000- 52312- 0000- 512001- 0000- 00000	Life	121.00	121.00	23.16	40.73	57.11
24101- 1000- 52313- 0000- 512001- 0000- 00000	Dental	321.00	321.00	187.45	327.23	193.68-
24101- 1000- 52314- 0000- 512001- 0000- 00000	Vision	63.00	63.00	36.55	67.12	40.67-
24101- 1000- 52315- 0000- 512001- 0000- 00000	Disability	124.00	124.00	44.60	77.07	2.33
24101- 1000- 52500- 0000- 512001- 0000- 00000	UnemploymntComp	317.00	317.00	91.09	195.09	30.82
24101- 1000- 52710- 0000- 512001- 0000- 00000	WorkersCompPrem	786.00	786.00		621.02	164.98
24101- 1000- 52720- 0000- 512001- 0000- 00000	WorkrsCompERFee	22.00	22.00	5.06	15.18	1.76
24101- 1000- 56118- 1010- 512001- 0000- 00000	GenSuppliesMats	3,351.00	3,351.00		1,199.61	2,151.39
Total for Funds 24101, Func 1000 and Expense accounts		106,626.00	106,626.00	37,672.86	66,196.71	2,756.43
Funds 24106 - IDEABEntitlemnt, Func 1000 - Instruction						
24106- 1000- 51100- 2000- 512001- 1712- 00000	SalariesExpense,InstAsstS	25,600.00	25,600.00	7,733.36	14,245.89	3,620.75
24106- 1000- 51300- 2000- 512001- 1712- 00000	AddtnlCompenstn,InstAsstS			833.36	1,145.87	1,979.23-
24106- 1000- 52111- 0000- 512001- 0000- 00000	EducRetirement	3,621.00	3,621.00	1,212.16	2,213.84	195.00
24106- 1000- 52112- 0000- 512001- 0000- 00000	ERARetireeHlth	512.00	512.00	171.36	312.98	27.66
24106- 1000- 52210- 0000- 512001- 0000- 00000	FICA Payments	1,588.00	1,588.00	494.32	904.41	189.27
24106- 1000- 52220- 0000- 512001- 0000- 00000	MedicarePaymnts	372.00	372.00	115.60	211.51	44.89
24106- 1000- 52311- 0000- 512001- 0000- 00000	Hth&MedPremiums	6,069.00	6,069.00	1,308.64	2,479.62	2,280.74
24106- 1000- 52312- 0000- 512001- 0000- 00000	Life	57.00	57.00	7.52	14.10	35.38
Selection Grouped by Account Type, Filtered by User Permissions, (Org = 120, Online/Offline = N, Period = 9, UnPosted JEs? = Y, Assets and Liabilities? = N, Restricted Accts? = Y, Objc Digits = 0, Page Break Lvl =)						

Balances through 03/31/2020						Fiscal Year 2019/20
Funds- Func- Obj ct - Pr gm- Locat n- Jb Cl - Opt nl	Description	Adopted Budget	Revised Budget	Encumbered	Expenditure	Account Balance
Funds 24106 - IDEABEntitlemnt, Func 1000 - Instruction (continued)						
24106- 1000- 52313- 0000- 512001- 0000- 00000	Dental	241.00	241.00	64.08	121.57	55.35
24106- 1000- 52314- 0000- 512001- 0000- 00000	Vision	53.00	53.00	14.00	26.75	12.25
24106- 1000- 52315- 0000- 512001- 0000- 00000	Disability	104.00	104.00			104.00
24106- 1000- 52500- 0000- 512001- 0000- 00000	UnemploymntComp	150.00	150.00	28.24	82.95	38.81
24106- 1000- 52710- 0000- 512001- 0000- 00000	WorkersCompPrem	291.00	291.00		240.68	50.32
24106- 1000- 52720- 0000- 512001- 0000- 00000	WorkrsCompERFee	10.00	10.00	1.84	5.52	2.64
24106- 1000- 56118- 2000- 512001- 0000- 00000	GenSuppliesMats	2,500.00	2,500.00			2,500.00
Total for Func 1000 and Expense accounts		41,168.00	41,168.00	11,984.48	22,005.69	7,177.83
Funds 24106 - IDEABEntitlemnt, Func 2100 - SuppSvcsStudnts						
24106- 2100- 53211- 2000- 512001- 0000- 00000	DiagsContracted	19,805.00	19,805.00	221.29	6,578.71	13,005.00
24106- 2100- 53212- 2000- 512001- 0000- 00000	SpeechThrpsCont			3,590.14	8,909.86	12,500.00-
Total for Func 2100 and Expense accounts		19,805.00	19,805.00	3,811.43	15,488.57	505.00
Total for Funds 24106		60,973.00	60,973.00	15,795.91	37,494.26	7,682.83
Funds 24154 - TchPrinTrainRec, Func 1000 - Instruction						
24154- 1000- 51300- 1010- 512001- 1411- 00000	AddtnlCompenstn,Teachers	3,600.00	3,600.00	675.00	1,010.00	1,915.00
24154- 1000- 52111- 0000- 512001- 0000- 00000	EducRetirement	510.00	510.00	95.49	142.88	271.63
24154- 1000- 52112- 0000- 512001- 0000- 00000	ERARetireeHlth	72.00	72.00	13.59	20.25	38.16
24154- 1000- 52210- 0000- 512001- 0000- 00000	FICA Payments	224.00	224.00	41.85	62.62	119.53
24154- 1000- 52220- 0000- 512001- 0000- 00000	MedicarePaymnts	53.00	53.00	9.72	14.59	28.69
24154- 1000- 52500- 0000- 512001- 0000- 00000	UnemploymntComp			.70	2.70	3.40-
24154- 1000- 53330- 1010- 512001- 0000- 00000	ProfessDevelop	2,500.00	2,500.00	403.96	2,049.42	46.62
Total for Func 1000 and Expense accounts		6,959.00	6,959.00	1,240.31	3,302.46	2,416.23
Funds 24154 - TchPrinTrainRec, Func 2400 - SupSvcsSchAdmin						
24154- 2400- 53330- 0000- 512001- 0000- 00000	ProfessDevelop	6,141.00	6,141.00		1,660.00	4,481.00
Total for Func 2400 and Expense accounts		6,141.00	6,141.00	.00	1,660.00	4,481.00
Total for Funds 24154		13,100.00	13,100.00	1,240.31	4,962.46	6,897.23
Funds 24189 - SSAE Title IV, Func 2100 - SuppSvcsStudnts						
24189- 2100- 51100- 0000- 512001- 1214- 00000	SalariesExpense,Couns-Soc		7,388.00	2,597.76	4,233.57	556.67
24189- 2100- 52111- 0000- 512001- 0000- 00000	EducRetirement		1,046.00	367.65	599.09	79.26
24189- 2100- 52112- 0000- 512001- 0000- 00000	ERARetireeHlth		148.00	51.93	84.65	11.42
24189- 2100- 52210- 0000- 512001- 0000- 00000	FICA Payments		436.00	153.45	250.11	32.44
24189- 2100- 52220- 0000- 512001- 0000- 00000	MedicarePaymnts		102.00	35.82	58.44	7.74
24189- 2100- 52311- 0000- 512001- 0000- 00000	Hth&MedPremiums		798.00	275.40	462.32	60.28
24189- 2100- 52312- 0000- 512001- 0000- 00000	Life		5.00	1.71	2.85	.44
24189- 2100- 52313- 0000- 512001- 0000- 00000	Dental		21.00	7.20	12.07	1.73
Selection Grouped by Account Type, Filtered by User Permissions, (Org = 120, Online/Offline = N, Period = 9, UnPosted JEs? = Y, Assets and Liabilities? = N, Restricted Accts? = Y, Objct = 5, Obj Digits = 0, Page Break Lvl =)						

Balances through 03/31/2020						Fiscal Year 2019/20
Funds- Func- Obj ct - Pr gm- Locat n- Jb Cl - Opt nl	Description	Adopted Budget	Revised Budget	Encumbered	Expenditure	Account Balance
Funds 24189 - SSAE Title IV, Func 2100 - SuppSvcsStudnts (continued)						
24189- 2100- 52314- 0000- 512001- 0000- 00000	Vision		9.00	3.15	5.30	.55
24189- 2100- 52500- 0000- 512001- 0000- 00000	UnemploymntComp		46.00	7.89	21.44	16.67
24189- 2100- 52710- 0000- 512001- 0000- 00000	WorkersCompPrem		1.00			1.00
24189- 2100- 52720- 0000- 512001- 0000- 00000	WorkrsCompERFee			.37	1.11	1.48-
24189- 2100- 55915- 0000- 512001- 0000- 00000	OthContractSvcs	10,000.00				
Total for Funds 24189, Func 2100 and Expense accounts		10,000.00	10,000.00	3,502.33	5,730.95	766.72
Funds 24190 - Title I CSI, Func 1000 - Instruction						
24190- 1000- 51100- 1010- 512001- 1711- 00000	SalariesExpense,InstAsst1		34,962.00	8,836.19	4,418.08	21,707.73
24190- 1000- 51300- 1010- 512001- 1411- 00000	AddtnlCompenstrn,Teachers		12,796.00		2,470.40	10,325.60
24190- 1000- 51300- 1010- 512001- 1711- 00000	AddtnlCompenstrn,InstAsst1			833.36	416.68	1,250.04-
24190- 1000- 52111- 0000- 512001- 0000- 00000	EducRetirement		5,420.00	1,368.24	1,101.35	2,950.41
24190- 1000- 52112- 0000- 512001- 0000- 00000	ERARetireeHlth		808.00	193.36	146.09	468.55
24190- 1000- 52210- 0000- 512001- 0000- 00000	FICA Payments		2,584.00	530.48	418.39	1,635.13
24190- 1000- 52220- 0000- 512001- 0000- 00000	MedicarePaymnts		600.00	124.08	97.86	378.06
24190- 1000- 52311- 0000- 512001- 0000- 00000	Hth&MedPremiums		2,500.00	2,598.48	1,299.24	1,397.72-
24190- 1000- 52312- 0000- 512001- 0000- 00000	Life		60.00	9.44	7.08	43.48
24190- 1000- 52313- 0000- 512001- 0000- 00000	Dental		400.00			400.00
24190- 1000- 52314- 0000- 512001- 0000- 00000	Vision		160.00			160.00
24190- 1000- 52500- 0000- 512001- 0000- 00000	UnemploymntComp		950.00	31.92	24.11	893.97
24190- 1000- 52710- 0000- 512001- 0000- 00000	WorkersCompPrem		56.00			56.00
24190- 1000- 52720- 0000- 512001- 0000- 00000	WorkrsCompERFee			2.30	2.30	4.60-
24190- 1000- 57332- 1010- 512001- 0000- 00000	SupplAssets<\$5k		2,100.00		2,016.00	84.00
Total for Funds 24190, Func 1000 and Expense accounts		.00	63,396.00	14,527.85	12,417.58	36,450.57
Funds 26207 - CNM Foundation, Func 1000 - Instruction						
26207- 1000- 56118- 1010- 512001- 0000- 00000	GenSuppliesMats	382.00	882.00		500.00	382.00
Total for Funds 26207, Func 1000 and Expense accounts		382.00	882.00	.00	500.00	382.00
Funds 27103 - DualCRInstMatrl, Func 1000 - Instruction						
27103- 1000- 56112- 3000- 512001- 0000- 00000	Other Textbooks		2,648.00	68.00	535.75	2,044.25
Total for Funds 27103, Func 1000 and Expense accounts		.00	2,648.00	68.00	535.75	2,044.25
Funds 27107 - 2012GOBondSB66, Func 1000 - Instruction						
27107- 1000- 56114- 1010- 512001- 0000- 00000	LibraryAudioVis	2,796.00	2,796.00			2,796.00
27107- 1000- 57332- 1010- 512001- 0000- 00000	SupplAssets<\$5k		3,444.00		2,399.93	1,044.07
Total for Funds 27107, Func 1000 and Expense accounts		2,796.00	6,240.00	.00	2,399.93	3,840.07
Funds 27109 - IM-GAA of 2019, Func 1000 - Instruction						

Selection Grouped by Account Type, Filtered by User Permissions, (Org = 120, Online/Offline = N, Period = 9, UnPosted JEs? = Y, Assets and Liabilities? = N, Restricted Accts? = Y, Objct = 5, Obj Digits = 0, Page Break Lvl =)

Balances through 03/31/2020						Fiscal Year 2019/20
Funds- Func- Obj ct - Pr gm- Locat n- JbCl - Opt nl	Description	Adopted Budget	Revised Budget	Encumbered	Expenditure	Account Balance
Funds 27109 - IM-GAA of 2019, Func 1000 - Instruction						
27109- 1000- 56107- 1010- 512001- 0000- 00000	InsMatCR50%Txbk		9,274.00		1,113.43	8,160.57
27109- 1000- 56109- 1010- 512001- 0000- 00000	InsMatOnlDgtSub			560.00	9,504.00	10,064.00-
27109- 1000- 56111- 1010- 512001- 0000- 00000	InsMatCsh50%Txb		9,273.00		2,046.55	7,226.45
Total for Funds 27109, Func 1000 and Expense accounts		.00	18,547.00	560.00	12,663.98	5,323.02
Funds 28190 - GRADS-Instructn, Func 1000 - Instruction						
28190- 1000- 51100- 1010- 512001- 1411- 00000	SalariesExpense,Teachers		1,000.00	444.96	1,037.78	482.74-
28190- 1000- 52111- 0000- 512001- 0000- 00000	EducRetirement			62.91	146.78	209.69-
28190- 1000- 52112- 0000- 512001- 0000- 00000	ERARetireeHlth			8.91	20.78	29.69-
28190- 1000- 52210- 0000- 512001- 0000- 00000	FICA Payments			27.63	64.40	92.03-
28190- 1000- 52220- 0000- 512001- 0000- 00000	MedicarePaymnts			6.48	15.09	21.57-
28190- 1000- 52500- 0000- 512001- 0000- 00000	UnemploymntComp			1.44	5.97	7.41-
28190- 1000- 52720- 0000- 512001- 0000- 00000	WorkrsCompERFee			.11	.47	.58-
28190- 1000- 53330- 1010- 512001- 0000- 00000	ProfessDevelop	1,500.00	1,500.00			1,500.00
Total for Funds 28190, Func 1000 and Expense accounts		1,500.00	2,500.00	552.44	1,291.27	656.29
Funds 28203 - Grads Plus, Func 1000 - Instruction						
28203- 1000- 51100- 1010- 512001- 1411- 00000	SalariesExpense,Teachers		5,564.00		4,819.13	744.87
28203- 1000- 52111- 0000- 512001- 0000- 00000	EducRetirement		785.00		681.91	103.09
28203- 1000- 52112- 0000- 512001- 0000- 00000	ERARetireeHlth		113.00		96.39	16.61
28203- 1000- 52210- 0000- 512001- 0000- 00000	FICA Payments		350.00		298.77	51.23
28203- 1000- 52220- 0000- 512001- 0000- 00000	MedicarePaymnts		82.00		69.87	12.13
28203- 1000- 52500- 0000- 512001- 0000- 00000	UnemploymntComp		106.00		30.71	75.29
28203- 1000- 52720- 0000- 512001- 0000- 00000	WorkrsCompERFee				4.03	4.03-
28203- 1000- 55819- 1010- 512001- 0000- 00000	EmpTravTeachers		500.00	500.00		
28203- 1000- 56118- 1010- 512001- 0000- 00000	GenSuppliesMats		6,500.00	1,593.45	3,263.72	1,642.83
28203- 1000- 57332- 1010- 512001- 0000- 00000	SupplAssets<\$5k			2,514.14		2,514.14-
Total for Funds 28203, Func 1000 and Expense accounts		.00	14,000.00	4,607.59	9,264.53	127.88
Funds 31200 - PubSchCapOutlay, Func 4000 - Capital Outlay						
31200- 4000- 54610- 0000- 512001- 0000- 00000	RentILandBldngs		151,700.00	37,924.97	113,775.03	
Total for Funds 31200, Func 4000 and Expense accounts		.00	151,700.00	37,924.97	113,775.03	.00
Funds 31400 - SpcCapOutlaySt, Func 4000 - Capital Outlay						
31400- 4000- 56113- 0000- 512001- 0000- 00000	Software				3,787.80	3,787.80-
31400- 4000- 57200- 0000- 512001- 0000- 00000	BuildingPurchase	100,000.00	100,000.00			100,000.00
31400- 4000- 57331- 0000- 512001- 0000- 00000	FixedAssets>\$5k	96,227.00	96,227.00		6,273.00	89,954.00
Total for Funds 31400, Func 4000 and Expense accounts		196,227.00	196,227.00	.00	10,060.80	186,166.20

Selection Grouped by Account Type, Filtered by User Permissions, (Org = 120, Online/Offline = N, Period = 9, UnPosted JEs? = Y, Assets and Liabilities? = N, Restricted Accts? = Y, Objct = 5, Obj Digits = 0, Page Break Lvl =)

Balances through 03/31/2020						Fiscal Year 2019/20
Funds- Func- Obj ct - Pr gm- Locat n- JbCl - Opt nl	Description	Adopted Budget	Revised Budget	Encumbered	Expenditure	Account Balance
Funds 31600 - CapImprvmtsHB33, Func 2300 - SupptSvcs-Admin						
31600-2300-53712-0000-512001-0000-00000	CityTaxCollCost	1,500.00	2,000.00		898.66	1,101.34
Total for Func 2300 and Expense accounts		1,500.00	2,000.00	.00	898.66	1,101.34
Funds 31600 - CapImprvmtsHB33, Func 4000 - Capital Outlay						
31600-4000-54640-0000-512001-0000-00000	RentalLease2Pur	470,023.00	519,792.00			519,792.00
Total for Func 4000 and Expense accounts		470,023.00	519,792.00	.00	.00	519,792.00
Total for Funds 31600		471,523.00	521,792.00	.00	898.66	520,893.34
Funds 31700 - CapImprvmtsSB-9, Func 4000 - Capital Outlay						
31700-4000-57332-0000-512001-0000-00000	SupplAssets<\$5k	25,199.00	25,199.00			25,199.00
Total for Funds 31700, Func 4000 and Expense accounts		25,199.00	25,199.00	.00	.00	25,199.00
Funds 31701 - CapImprvsSB9Loc, Func 2300 - SupptSvcs-Admin						
31701-2300-53712-0000-512001-0000-00000	CityTaxCollCost	1,000.00	1,500.00		454.29	1,045.71
Total for Func 2300 and Expense accounts		1,000.00	1,500.00	.00	454.29	1,045.71
Funds 31701 - CapImprvsSB9Loc, Func 4000 - Capital Outlay						
31701-4000-57332-0000-512001-0000-00000	SupplAssets<\$5k	280,322.00	304,752.00			304,752.00
Total for Func 4000 and Expense accounts		280,322.00	304,752.00	.00	.00	304,752.00
Total for Funds 31701		281,322.00	306,252.00	.00	454.29	305,797.71
Total for Org 120 - Cesar Chavez Community		4,199,029.00	4,552,354.00	857,539.83	1,906,894.47	1,787,919.70

Statement Date 03/31/2020

Cash Object 11011

Status Submitted

Journal Entry #

Bank Statement Ending Balance	1,580,239.12	Service Charge	1.84
Less: Uncleared Payments	6,113.72	Interest Earned	0.00
Add: Uncleared Deposits	0.00		
Add: Uncleared Other	0.00	Cleared Payments	237,633.51
Adjusted Bank Balance	1,574,125.40	Cleared Deposits	243,158.03
System Cash Balance	1,574,127.24	Cleared Other	0.00
Add: Unposted Charges and Interest	1.84-		
Revised System Cash Balance	1,574,125.40	Submitted By	EPEREZ, 04/03/2020
Difference	0.00	Posted By	

Uncleared Payments

Issued	Check #	Check Amount	Pay To Name	Vendor ID	Emp ID	Bank Acct
09/26/19	11633	29.00	Cuara-Martinez, Karina S	000936		120MAIN
12/13/19	11807	500.00	Tucanos NM	010061		120MAIN
03/05/20	11963	375.00	Natl. Hispanic Cultural Center Foundatio	000956		120MAIN
03/09/20	11972	2,819.54	Amazon.com	001361		120MAIN
03/30/20	12012	2,390.18	NM Taxation/Revenue Department	900003		120MAIN
		6,113.72				

Cleared Payments

Issued	Check #	Check Amount	Cleared Amount	Difference	Cleared	Pay To Name	Vendor ID	Emp ID	Bank Acct
11/26/19	11761	91.15	91.15		03/31/20	Arness, Tani	000696		120MAIN
02/21/20	11920	17.88	17.88		03/31/20	Berry, Melanie	010063		120MAIN
02/21/20	11922	3,787.80	3,787.80		03/31/20	CDW-G	000298		120MAIN
02/21/20	11925	265.00	265.00		03/31/20	Herbert, Sarah	001528		120MAIN
02/21/20	11926	525.63	525.63		03/31/20	IISC - Education	010100		120MAIN
02/21/20	11928	1,450.00	1,450.00		03/31/20	LSG and Associates, Inc.	010013		120MAIN
02/21/20	11930	958.00	958.00		03/31/20	Swivl, Inc.	010091		120MAIN
02/28/20	11932	134.69	134.69		03/31/20	Brian Bennett		000166	120MAIN
02/28/20	11933	128.93	128.93		03/31/20	Lawrence Reeder		000172	120MAIN
02/28/20	11934	94.77	94.77		03/31/20	EFTPS	900004		120MAIN
02/28/20	11935	10.59	10.59		03/31/20	ABCWUA	001289		120MAIN
02/28/20	11936	313.51	313.51		03/31/20	ACR LLC	001267		120MAIN
02/28/20	11937	1,542.26	1,542.26		03/31/20	Aguilar, Margaret	010035		120MAIN
02/28/20	11938	1,255.61	1,255.61		03/31/20	Amazon.com	001361		120MAIN
02/28/20	11939	35.15	35.15		03/31/20	Arness, Tani	000696		120MAIN
02/28/20	11940	47.31	47.31		03/31/20	Berry, Melanie	010063		120MAIN
02/28/20	11942	617.93	617.93		03/31/20	Century Link	001355		120MAIN

Selection Grouped by Org, Cash Object, Statement Date - Sorted by Item date, Item #, (Org = 120, Cash Object IN ('11011'), Bank Statement Date = 3/31/2020, Uncleared Only? = No)



Statement Date 03/31/2020

Cash Object 11011

Status Submitted

Journal Entry #

Cleared Payments (continued)

Issued	Check #	Check Amount	Cleared Amount	Difference	Cleared	Pay To Name	Vendor ID	Emp ID	Bank Acct
02/28/20	11943	810.89	810.89		03/31/20	Daniels Heating & AC, LLC	010043		120MAIN
02/28/20	11944	140.24	140.24		03/31/20	LaBarge Landscape	010003		120MAIN
02/28/20	11945	2,943.54	2,943.54		03/31/20	Mark's Plumbing & Heating	001401		120MAIN
02/28/20	11946	395.00	395.00		03/31/20	Perez, Maribel	010024		120MAIN
02/28/20	11947	1,704.54	1,704.54		03/31/20	PNM	000528		120MAIN
02/28/20	11948	583.05	583.05		03/31/20	Sam's Club & Wal-mart	000935		120MAIN
03/05/20	11949	10,595.60	10,595.60		03/31/20	ACES	001522		120MAIN
03/05/20	11950	1,058.00	1,058.00		03/31/20	Apple Inc.	010056		120MAIN
03/05/20	11951	1,785.00	1,785.00		03/31/20	Astro Auto Glass, LLC DBA Affordable	010112		120MAIN
03/05/20	11952	4,651.59	4,651.59		03/31/20	Charter School Nursing	000847		120MAIN
03/05/20	11953	2,966.56	2,966.56		03/31/20	Charter School Testing Svcs.	000307		120MAIN
03/05/20	11954	180.00	180.00		03/31/20	CLIA Labratory Program	010113		120MAIN
03/05/20	11955	364.75	364.75		03/31/20	CNM Bookstore	000864		120MAIN
03/05/20	11956	256.20	256.20		03/31/20	D.R.B. Electric Inc.	001477		120MAIN
03/05/20	11957	143.64	143.64		03/31/20	EM3 Networks, LLC	010028		120MAIN
03/05/20	11958	107.86	107.86		03/31/20	Just Sprinklers LLC	010109		120MAIN
03/05/20	11959	321.99	321.99		03/31/20	Kelly Services, Inc.	010008		120MAIN
03/05/20	11960	242.72	242.72		03/31/20	LaBarge Landscape	010003		120MAIN
03/05/20	11961	787.50	787.50		03/31/20	LSG and Associates, Inc.	010013		120MAIN
03/05/20	11962	416.00	416.00		03/31/20	Natl Hispanic Cultural Center	000956		120MAIN
03/05/20	11964	253.02	253.02		03/31/20	New Mexico Gas Company	001288		120MAIN
03/05/20	11965	71.30	71.30		03/31/20	Partners In Education with FathersNM	010104		120MAIN
03/05/20	11966	50.00	50.00		03/31/20	TSA Consulting Group, Inc.	001363		120MAIN
03/05/20	11967	57.09	57.09		03/31/20	Verizon Wireless	000658		120MAIN
03/05/20	11968	184.90	184.90		03/31/20	Waste Management of New Mexico	001428		120MAIN
03/05/20	11969	1,589.40	1,589.40		03/31/20	Wells Fargo Financial	000647		120MAIN
03/05/20	11970	647.25	647.25		03/31/20	Wharff Lackey Accounting & Technology LI	001572		120MAIN
03/06/20	11973	2,941.92	2,941.92		03/31/20	NM RHC	900006		120MAIN
03/06/20	11975	17,754.80	17,754.80		03/31/20	NMPSIA	900001		120MAIN
03/10/20	11971	10,450.91	10,450.91		03/31/20	EFTPS	900004		120MAIN
03/10/20	Batch 03/10/2020	31,446.41	31,446.41		03/31/20				120MAIN
03/12/20	11974	24,479.80	24,479.80		03/31/20	NM Educational RetirementBoard	900005		120MAIN
03/12/20	11976	2,459.88	2,459.88		03/31/20	NM Taxation/Revenue Department	900003		120MAIN
03/12/20	11977	378.18	378.18		03/31/20	ABCWUA	001289		120MAIN
03/12/20	11978	150.00	150.00		03/31/20	ACR LLC	001267		120MAIN

Selection Grouped by Org, Cash Object, Statement Date - Sorted by Item date, Item #, (Org = 120, Cash Object IN ('11011'), Bank Statement Date = 3/31/2020, Uncleared Only? = No)



Statement Date 03/31/2020

Cash Object 11011

Status Submitted

Journal Entry #

Cleared Payments (continued)

Issued	Check #	Check Amount	Cleared Amount	Difference	Cleared	Pay To Name	Vendor ID	Emp ID	Bank Acct
03/12/20	11979	72.00	72.00		03/31/20	ACT, Inc.	000807		120MAIN
03/12/20	11980	195.30	195.30		03/31/20	Batteries Plus	010115		120MAIN
03/12/20	11981	52.83	52.83		03/31/20	Berry, Melanie	010063		120MAIN
03/12/20	11982	184.10	184.10		03/31/20	Century Link	001355		120MAIN
03/12/20	11983	259.40	259.40		03/31/20	CES	000327		120MAIN
03/12/20	11984	25.00	25.00		03/31/20	City of Albuquerque	000313		120MAIN
03/12/20	11985	109.71	109.71		03/31/20	Crystal Springs Bottled Water	000334		120MAIN
03/12/20	11986	141.07	141.07		03/31/20	Everett, Nathan	001561		120MAIN
03/12/20	11987	941.93	941.93		03/31/20	Kelly Services, Inc.	010008		120MAIN
03/12/20	11988	480.00	480.00		03/31/20	LSG and Associates, Inc.	010013		120MAIN
03/12/20	11989	6,559.75	6,559.75		03/31/20	NaMa Catering	001495		120MAIN
03/12/20	11990	3,640.46	3,640.46		03/31/20	Precision Security, LLC	010046		120MAIN
03/12/20	11991	539.38	539.38		03/31/20	Richard M. Romero Consulting	001407		120MAIN
03/12/20	11992	12.80	12.80		03/31/20	Sam's Club & Wal-mart	000935		120MAIN
03/12/20	11993	223.30	223.30		03/31/20	White Stone Communications	010017		120MAIN
03/20/20	12008	3,450.00	3,450.00		03/31/20	EPARS TSA Consulting Group Inc	901000		120MAIN
03/23/20	11994	191.16	191.16		03/31/20	Boyce, Laurie E.	001299		120MAIN
03/23/20	11995	1,751.89	1,751.89		03/31/20	Bremmany, LLC	001586		120MAIN
03/23/20	11996	487.25	487.25		03/31/20	Central NM Community College	010014		120MAIN
03/23/20	11997	82.25	82.25		03/31/20	CNM Bookstore	000864		120MAIN
03/23/20	11998	441.95	441.95		03/31/20	Heff Jones LLC	000403		120MAIN
03/23/20	11999	250.00	250.00		03/31/20	Herrera Coaches, Inc.	000406		120MAIN
03/23/20	12000	535.53	535.53		03/31/20	Kelly Services, Inc.	010008		120MAIN
03/23/20	12001	140.24	140.24		03/31/20	LaBarge Landscape	010003		120MAIN
03/23/20	12002	316.00	316.00		03/31/20	Lang, David	001534		120MAIN
03/23/20	12003	110.66	110.66		03/31/20	New Mexico Gas Company	001288		120MAIN
03/23/20	12004	909.45	909.45		03/31/20	Sandia Office Supply, Inc	010103		120MAIN
03/23/20	12005	7,542.46	7,542.46		03/31/20	Severin Inter. Holdings, LLC	010083		120MAIN
03/23/20	12006	1,984.50	1,984.50		03/31/20	TreeRing Corporation	010098		120MAIN
03/25/20	12007	10,560.73	10,560.73		03/31/20	EFTPS	900004		120MAIN
03/25/20	Batch 03/25/2020	31,600.70	31,600.70		03/31/20				120MAIN
03/30/20	12009	2,250.00	2,250.00		03/31/20	EPARS TSA Consulting Group Inc	901000		120MAIN
03/30/20	12010	24,032.43	24,032.43		03/31/20	NM Educational RetirementBoard	900005		120MAIN
03/30/20	12011	2,913.54	2,913.54		03/31/20	NM RHC	900006		120MAIN
		237,633.51	237,633.51						

Selection Grouped by Org, Cash Object, Statement Date - Sorted by Item date, Item #, (Org = 120, Cash Object IN ('11011'), Bank Statement Date = 3/31/2020, Uncleared Only? = No)



Statement Date 03/31/2020

Cash Object 11011

Status Submitted

Journal Entry #

Cleared Deposits

Deposited	Deposit #	Deposit Amount	Cleared Amount	Difference	Cleared	Bank Acct
03/04/20	Batch 03/04/2020	6,074.80	6,074.80		03/31/20	120MAIN
03/06/20	Batch 03/06/2020	22,015.32	22,015.32		03/31/20	120MAIN
03/10/20	Batch 03/10/2020	193,640.00	193,640.00		03/31/20	120MAIN
03/17/20	Batch 03/17/2020	90.00	90.00		03/31/20	120MAIN
03/20/20	Batch 03/20/2020	2,261.62	2,261.62		03/31/20	120MAIN
03/24/20	Batch 03/24/2020	16,695.96	16,695.96		03/31/20	120MAIN
03/27/20	Batch 03/27/2020	1,880.33	1,880.33		03/31/20	120MAIN
03/30/20	Batch 03/30/2020	500.00	500.00		03/31/20	120MAIN
		243,158.03	243,158.03			