

**Cesar Chavez Community School
Financial Update
March 26, 2024**

A. BARs

<u>BAR #</u>	<u>Fund Description</u>	<u>Reason/Type</u>	<u>Amount</u>
<u>1</u> 2324-0030-I	31703 - SB-9 State Match Cash	To tie budgeted cash to actual as of 6/30/23	\$ 16,191.00
<u>2</u> 2324-0032-I	21100 - Universal Free Meals	FY24 2nd allocation	\$ 83.00
<u>3</u> 2324-0033-I	11000 - Operational	Final SEG	\$ 428,135.75

B. Payroll & Accounts Payable Payment Vouchers

1 February 2024

C. Financial Statement Reports - as of June 30, 2023

1 Financial Analysis

2 Bank Reconciliations

D. Other

Must submit backup for all BARs, except transfers of funds for SEG or direct grants

STATE OF NEW MEXICO
PUBLIC EDUCATION DEPARTMENT
 300 Don Gaspar Santa Fe, NM 87501-2786
Budget Adjustment Request

Page 2 of 60
 Doc. ID: 512-000-2324-0030-I
 Fund Type: Flowthrough
 Adjustment Type: Increase

Fiscal Year: 2023-2024

Entity Name: Cesar Chavez Community School

Adjustment Changes Intent/Scope of Program Yes or No?: No

Contact: Kristalyn Loftis

Total Approved Budget (Flowthrough):

Phone: 505-550-4205

Email: kristalyn@k12accounting.com

FLOWTHROUGH ONLY	Budget Period: 07/01/2023	To: 06/30/2024
A. Approved Carryover:		
B. Total Current Year Allocation:		
D. Total Funding Available:		

Revenue 31703.0000.11112 \$16,191

Fund	Function	Object	Program	Location	Job Class	Present Budget	Adj Amt Exp	Adj Budget	ADD'L FTE
31703 SB-9 State Match Cash	4000 Capital Outlay	56119 Supply Assets (\$5,000 or less).	0000 No Program	512001 Cesar Chavez Community School-Admin Office	0000 No Job Class	\$15,496	\$16,191	\$31,687	
Sub Total							\$16,191		
Indirect Cost									
DOC. TOTAL							\$16,191		

Justification:

To tie budgeted cash to actual as of 6/30/2023.

Compliance with Sections 10-15-1 and 22-8-12, NMSA, 1978 Compilation:

A. The requested budget/changes were authorized at a scheduled Board of Education or Governance Council meeting open to the public on:

B. Justification for the transfer: Explanation such as "underbudgeted", "insufficient budget", or "needed to close out Project" ARE NOT ACCEPTABLE. Attach additional sheets if necessary.

ALL TRANSFER BARS MUST NET OUT TO ZERO ON THE DOC. TOTAL LINE.

Must submit backup for all BARs, except transfers of funds for SEG or direct grants

STATE OF NEW MEXICO
PUBLIC EDUCATION DEPARTMENT
 300 Don Gaspar Santa Fe, NM 87501-2786
Budget Adjustment Request

Doc. ID: 512-000-2324-0032-I

Fund Type: General Fund / Capital Outlay / Debt Service

Adjustment Type: Increase

Fiscal Year: 2023-2024

Entity Name: Cesar Chavez Community School

Adjustment Changes Intent/Scope of Program Yes or No?: No

Contact: Kristalyn Loftis

Total Approved Budget (Flowthrough):

Phone: 505-550-4205

Email: kristalyn@k12accounting.com

FLOWTHROUGH ONLY	
Budget Period: 2023-07-01	To: 2024-06-30
A. Approved Carryover:	
B. Total Current Year Allocation:	
D. Total Funding Available:	

Revenue 21100.0000.43203 \$83

Fund	Function	Object	Program	Location	Job Class	Present Budget	Adj Amt Exp	Adj Budget	ADD'L FTE
21100 Universal Free Lunch (State funded)	3100 Food Services Operations	56116 Food	0000 No Program	512001 Cesar Chavez Community School-Admin Office	0000 No Job Class	\$37	\$83	\$120	
						Sub Total	\$83		
						Indirect Cost			
						DOC. TOTAL	\$83		

Justification:

FY24 2nd allocation

Compliance with Sections 10-15-1 and 22-8-12, NMSA, 1978 Compilation:

A. The requested budget/changes were authorized at a scheduled Board of Education or Governance Council meeting open to the public on:

B. Justification for the transfer: Explanation such as "underbudgeted", "insufficient budget", or "needed to close out Project" ARE NOT ACCEPTABLE. Attach additional sheets if necessary.

ALL TRANSFER BARS MUST NET OUT TO ZERO ON THE DOC. TOTAL LINE.

Must submit backup for all BARs,
except transfers of funds for SEG or
direct grants

STATE OF NEW MEXICO
PUBLIC EDUCATION DEPARTMENT
300 Don Gaspar Santa Fe, NM 87501-2786
Budget Adjustment Request

Doc. ID: 512-000-2324-0033-I

Fund Type: General Fund / Capital
Outlay / Debt Service

Adjustment Type: Increase

Fiscal Year: 2023-2024

Entity Name: Cesar Chavez Community School

Adjustment Changes Intent/Scope of Program Yes or No?: No

Contact: Kristalyn Loftis

Total Approved Budget (Flowthrough):

Phone: 505-550-4205

Email: kristalyn@k12accounting.com

FLOWTHROUGH ONLY	Budget Period: 2023-07-01	To: 2024-06-30
A. Approved Carryover:		
B. Total Current Year Allocation:		
D. Total Funding Available:		

Revenue 11000.0000.43101 \$428,136

Fund	Function	Object	Program	Location	Job Class	Present Budget	Adj Amt Exp	Adj Budget	ADD'L FTE
11000 Operational	1000 Instruction	51100 Salaries Expense	1010 Regular Education (PreK-12) Programs	512001 Cesar Chavez Community School-Admin Office	1711 Instructional Assistants - Grades 1-12	\$7,043	\$1,906	\$8,949	
11000 Operational	1000 Instruction	53414 Other Services	1010 Regular Education (PreK-12) Programs	512001 Cesar Chavez Community School-Admin Office	0000 No Job Class	\$4,451	\$2,520	\$6,971	
11000 Operational	1000 Instruction	55817 Student Travel	1010 Regular Education (PreK-12) Programs	512001 Cesar Chavez Community School-Admin Office	0000 No Job Class	\$1,268	\$240	\$1,508	
11000 Operational	1000 Instruction	55915 Other Contract Services	9000 Co-Curricular and Extra-Curricular Activities	512001 Cesar Chavez Community School-Admin Office	0000 No Job Class		\$452	\$452	
11000 Operational	1000 Instruction	56110 Instructional Materials - Dual Credit	1010 Regular Education (PreK-12) Programs	512001 Cesar Chavez Community School-Admin Office	0000 No Job Class		\$2,000	\$2,000	
11000 Operational	1000 Instruction	56118 General Supplies and Materials	9000 Co-Curricular and Extra-Curricular Activities	512001 Cesar Chavez Community School-Admin Office	0000 No Job Class		\$132	\$132	
11000 Operational	2100 Support Services-Students	52313 Dental	0000 No Program	512001 Cesar Chavez Community School-Admin Office	1217 Secretarial/Clerical/Technical Assistants	\$258	\$27	\$285	
11000 Operational	2100 Support Services-Students	52313 Dental	4025 At-Risk Special Programs	512001 Cesar Chavez Community School-Admin Office	1218 School/Student Support	\$241	\$83	\$324	
11000 Operational	2100 Support Services-Students	52500 Unemployment Compensation	0000 No Program	512001 Cesar Chavez Community School-Admin Office	1217 Secretarial/Clerical/Technical Assistants	\$100	\$2	\$102	
11000 Operational	2100 Support Services-Students	52500 Unemployment Compensation	4025 At-Risk Special Programs	512001 Cesar Chavez Community School-Admin Office	1214 Guidance Counselors/Social Workers	\$100	\$3	\$103	
11000 Operational	2100 Support Services-Students	52500 Unemployment Compensation	4025 At-Risk Special Programs	512001 Cesar Chavez Community School-Admin Office	1218 School/Student Support	\$100	\$15	\$115	

11000 Operational	2100 Support Services-Students	53212 Speech Therapists - Contracted	2000 Special Programs	512001 Cesar Chavez Community School-Admin Office	0000 No Job Class	\$9,000	\$225	\$9,225	
11000 Operational	2100 Support Services-Students	53213 Occupational Therapists - Contracted	2000 Special Programs	512001 Cesar Chavez Community School-Admin Office	0000 No Job Class	\$4,000	\$5,795	\$9,795	
11000 Operational	2100 Support Services-Students	53216 Audiologists - Contracted	2000 Special Programs	512001 Cesar Chavez Community School-Admin Office	0000 No Job Class	\$200	\$1,000	\$1,200	
11000 Operational	2100 Support Services-Students	53414 Other Services	0000 No Program	512001 Cesar Chavez Community School-Admin Office	0000 No Job Class	\$30,000	\$1,207	\$31,207	
11000 Operational	2100 Support Services-Students	53711 Other Charges	0000 No Program	512001 Cesar Chavez Community School-Admin Office	0000 No Job Class		\$300	\$300	
11000 Operational	2100 Support Services-Students	55915 Other Contract Services	0000 No Program	512001 Cesar Chavez Community School-Admin Office	0000 No Job Class	\$3,776	\$7,000	\$10,776	
11000 Operational	2100 Support Services-Students	56113 Software	0000 No Program	512001 Cesar Chavez Community School-Admin Office	0000 No Job Class	\$25,000	\$960	\$25,960	
11000 Operational	2100 Support Services-Students	56118 General Supplies and Materials	0000 No Program	512001 Cesar Chavez Community School-Admin Office	0000 No Job Class	\$1,000	\$3,000	\$4,000	
11000 Operational	2200 Support Services- Instruction	53330 Professional Development	0000 No Program	512001 Cesar Chavez Community School-Admin Office	0000 No Job Class	\$1,000	\$6,000	\$7,000	
11000 Operational	2200 Support Services- Instruction	56118 General Supplies and Materials	0000 No Program	512001 Cesar Chavez Community School-Admin Office	0000 No Job Class	\$1,852	\$3,000	\$4,852	
11000 Operational	2200 Support Services- Instruction	56119 Supply Assets (\$5,000 or less).	0000 No Program	512001 Cesar Chavez Community School-Admin Office	0000 No Job Class	\$5,000	\$2,172	\$7,172	
11000 Operational	2300 Support Services-General Administration	52312 Life	0000 No Program	512001 Cesar Chavez Community School-Admin Office	1111 Superintendent	\$30	\$3	\$33	
11000 Operational	2300 Support Services-General Administration	52500 Unemployment Compensation	0000 No Program	512001 Cesar Chavez Community School-Admin Office	1111 Superintendent	\$92	\$7	\$99	
11000 Operational	2300 Support Services-General Administration	53330 Professional Development	0000 No Program	512001 Cesar Chavez Community School-Admin Office	0000 No Job Class		\$2,000	\$2,000	
11000 Operational	2300 Support Services-General Administration	55915 Other Contract Services	0000 No Program	512001 Cesar Chavez Community School-Admin Office	0000 No Job Class	\$15,916	\$8,072	\$23,988	
11000 Operational	2400 Support Services-School Administration	52311 Health and Medical Premiums	0000 No Program	512001 Cesar Chavez Community School-Admin Office	1217 Secretarial/Cler ical/Technical Assistants		\$4,636	\$4,636	

11000 Operational	2400 Support Services-School Administration	52312 Life	0000 No Program	512001 Cesar Chavez Community School-Admin Office	1217 Secretarial/Cler ical/Technical Assistants	\$32	\$3	\$35 Page 6 of 60
11000 Operational	2400 Support Services-School Administration	52313 Dental	0000 No Program	512001 Cesar Chavez Community School-Admin Office	1217 Secretarial/Cler ical/Technical Assistants	\$822	\$34	\$856
11000 Operational	2400 Support Services-School Administration	53330 Professional Development	0000 No Program	512001 Cesar Chavez Community School-Admin Office	0000 No Job Class		\$1,846	\$1,846
11000 Operational	2400 Support Services-School Administration	53414 Other Services	0000 No Program	512001 Cesar Chavez Community School-Admin Office	0000 No Job Class		\$6,099	\$6,099
11000 Operational	2400 Support Services-School Administration	53711 Other Charges	0000 No Program	512001 Cesar Chavez Community School-Admin Office	0000 No Job Class	\$100	\$148	\$248
11000 Operational	2400 Support Services-School Administration	56113 Software	0000 No Program	512001 Cesar Chavez Community School-Admin Office	0000 No Job Class		\$2,235	\$2,235
11000 Operational	2400 Support Services-School Administration	56119 Supply Assets (\$5,000 or less).	0000 No Program	512001 Cesar Chavez Community School-Admin Office	0000 No Job Class		\$3,275	\$3,275
11000 Operational	2500 Central Services	53414 Other Services	0000 No Program	512001 Cesar Chavez Community School-Admin Office	0000 No Job Class	\$44,498	\$99,456	\$143,954
11000 Operational	2500 Central Services	53711 Other Charges	0000 No Program	512001 Cesar Chavez Community School-Admin Office	0000 No Job Class	\$350	\$359	\$709
11000 Operational	2500 Central Services	54620 Rental - Equipment and Vehicles	0000 No Program	512001 Cesar Chavez Community School-Admin Office	0000 No Job Class	\$19,659	\$1,625	\$21,284
11000 Operational	2500 Central Services	55400 Advertising	0000 No Program	512001 Cesar Chavez Community School-Admin Office	0000 No Job Class	\$10,000	\$12,000	\$22,000
11000 Operational	2500 Central Services	55915 Other Contract Services	0000 No Program	512001 Cesar Chavez Community School-Admin Office	0000 No Job Class	\$600	\$450	\$1,050
11000 Operational	2500 Central Services	56113 Software	0000 No Program	512001 Cesar Chavez Community School-Admin Office	0000 No Job Class	\$18,102	\$31,996	\$50,098
11000 Operational	2600 Operation & Maintenance of Plant	54311 Maintenance & Repair - Furniture/Fixtures/ Equipment	0000 No Program	512001 Cesar Chavez Community School-Admin Office	0000 No Job Class		\$105	\$105
11000 Operational	2600 Operation & Maintenance of Plant	54312 Maintenance & Repair - Buildings and Grounds	0000 No Program	512001 Cesar Chavez Community School-Admin Office	0000 No Job Class	\$19,000	\$7,997	\$26,997
11000 Operational	2600 Operation & Maintenance of Plant	54412 Natural Gas (Buildings)	0000 No Program	512001 Cesar Chavez Community School-Admin Office	0000 No Job Class	\$4,000	\$932	\$4,932

11000 Operational	2600 Operation & Maintenance of Plant	54415 Water/Sewage	0000 No Program	512001 Cesar Chavez Community School-Admin Office	0000 No Job Class	\$10,200	\$912	\$11,112	Page 7 of 60
11000 Operational	2600 Operation & Maintenance of Plant	54416 Communication Services	0000 No Program	512001 Cesar Chavez Community School-Admin Office	0000 No Job Class	\$21,000	\$9,371	\$30,371	
11000 Operational	2600 Operation & Maintenance of Plant	55915 Other Contract Services	0000 No Program	512001 Cesar Chavez Community School-Admin Office	0000 No Job Class	\$73,887	\$27,745	\$101,632	
11000 Operational	2600 Operation & Maintenance of Plant	56119 Supply Assets (\$5,000 or less).	0000 No Program	512001 Cesar Chavez Community School-Admin Office	0000 No Job Class	\$1,500	\$134,914	\$136,414	
11000 Operational	4000 Capital Outlay	54640 Rental - Lease To Purchase	0000 No Program	512001 Cesar Chavez Community School-Admin Office	0000 No Job Class	\$40,000	\$33,877	\$73,877	
Sub Total							\$428,136		
Indirect Cost									
DOC. TOTAL							\$428,136		

Justification:

Final SEG

Compliance with Sections 10-15-1 and 22-8-12, NMSA, 1978 Compilation:

A. The requested budget/changes were authorized at a scheduled Board of Education or Governance Council meeting open to the public on:

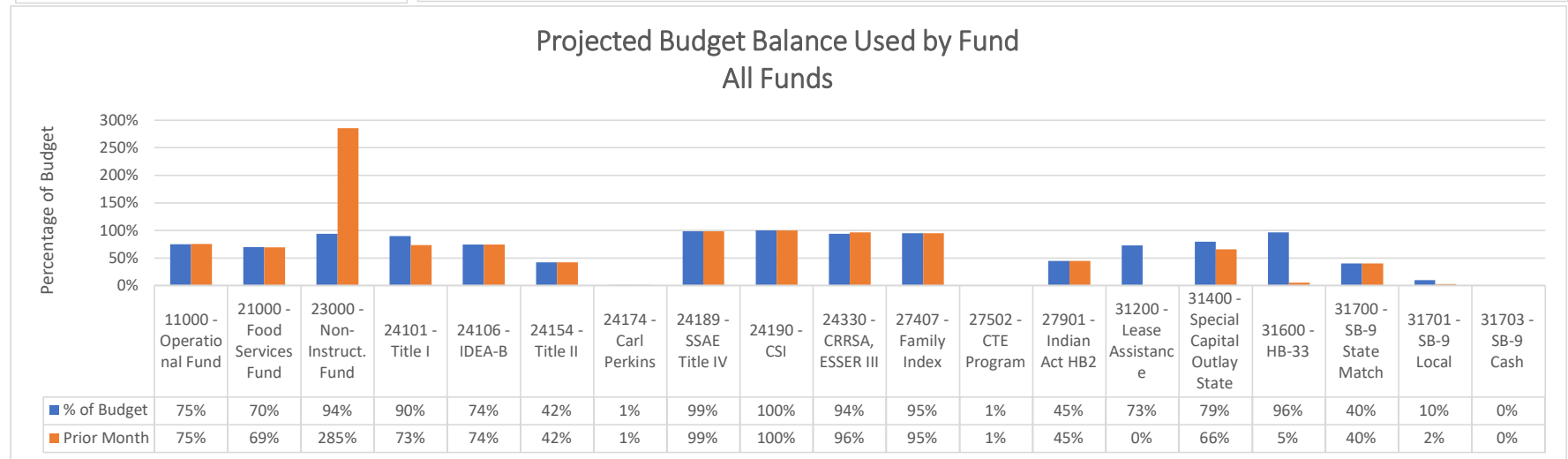
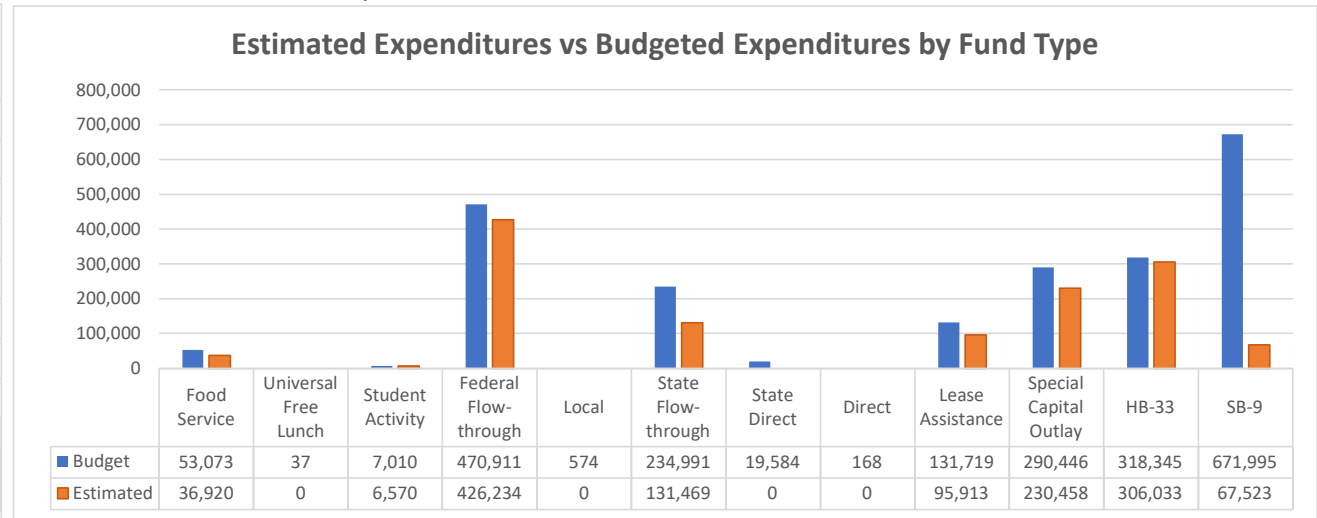
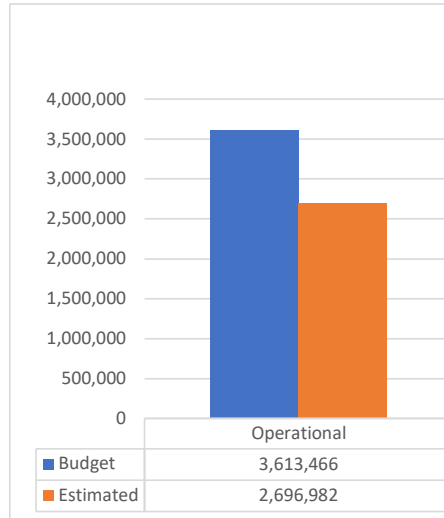
B. Justification for the transfer: Explanation such as "underbudgeted", "insufficient budget", or "needed to close out Project" ARE NOT ACCEPTABLE. Attach additional sheets if necessary.

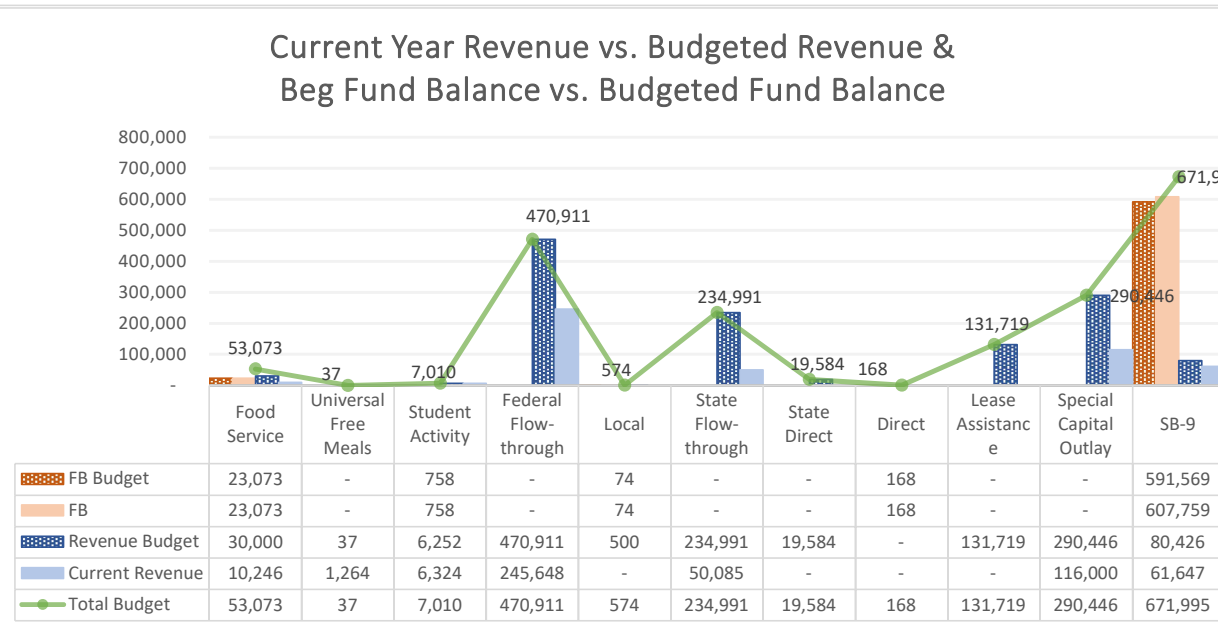
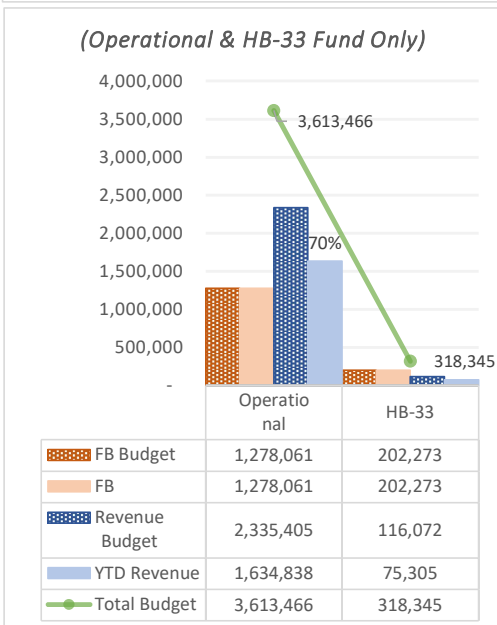
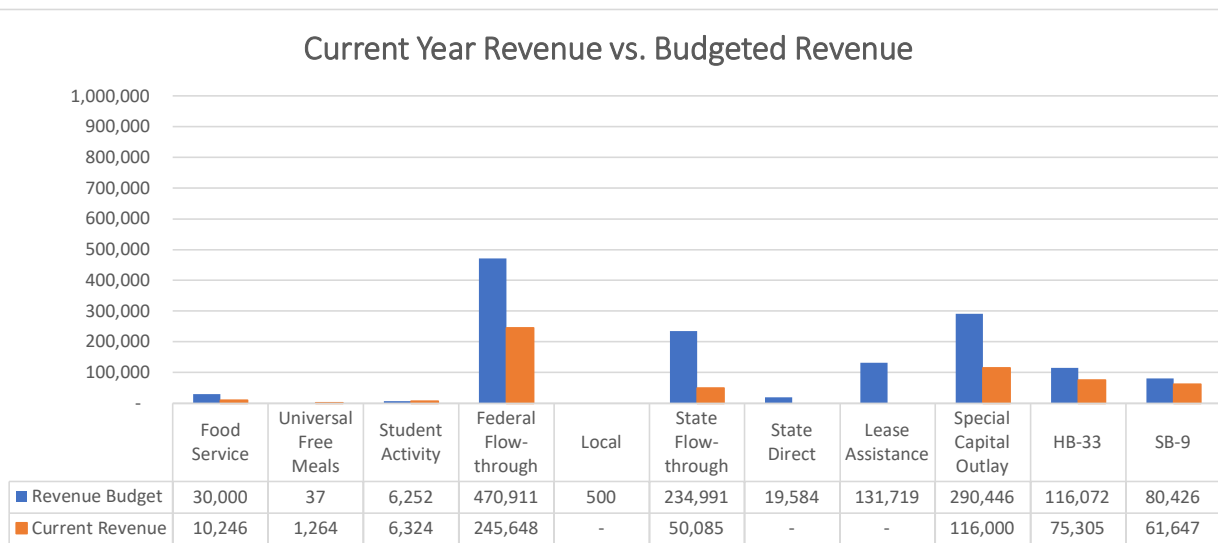
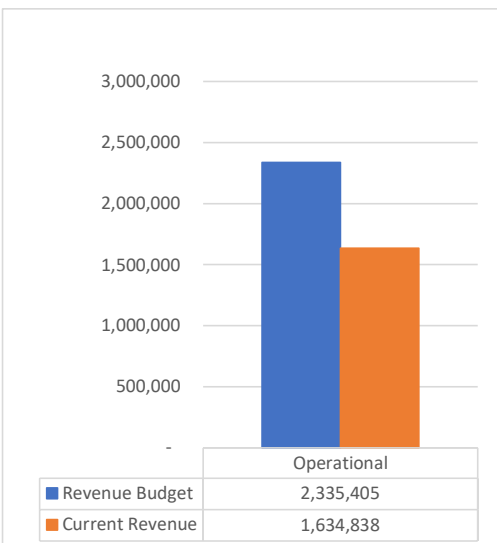
ALL TRANSFER BARS MUST NET OUT TO ZERO ON THE DOC. TOTAL LINE.

Cesar Chavez Community School

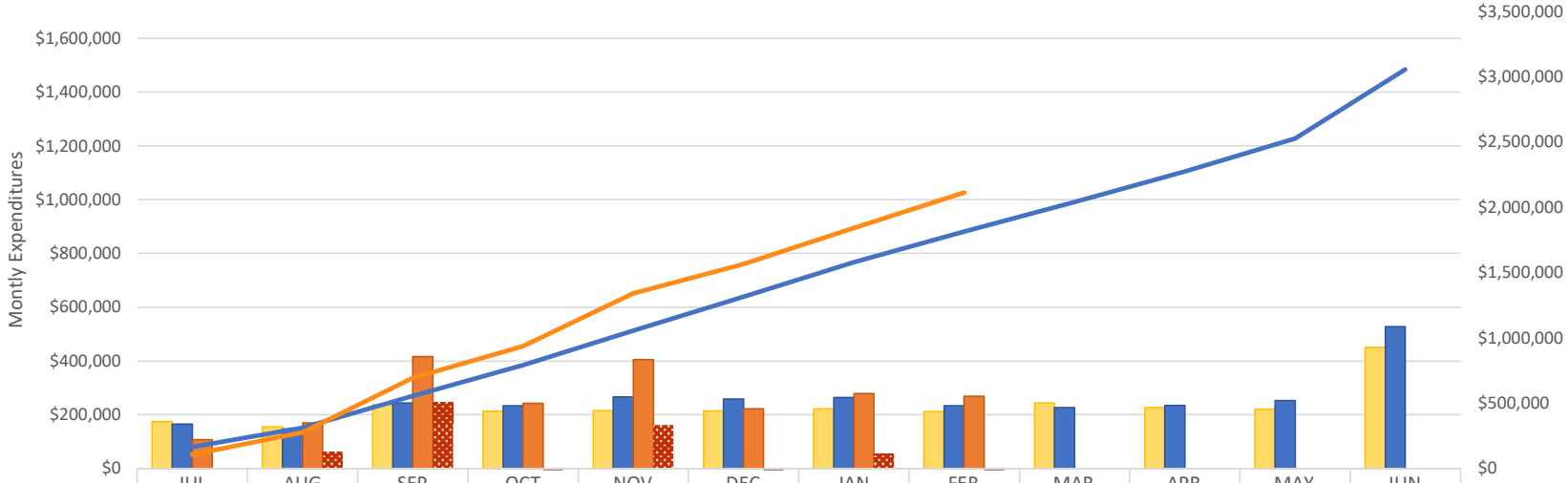
Expenditure Analytical Review

February 29, 2024

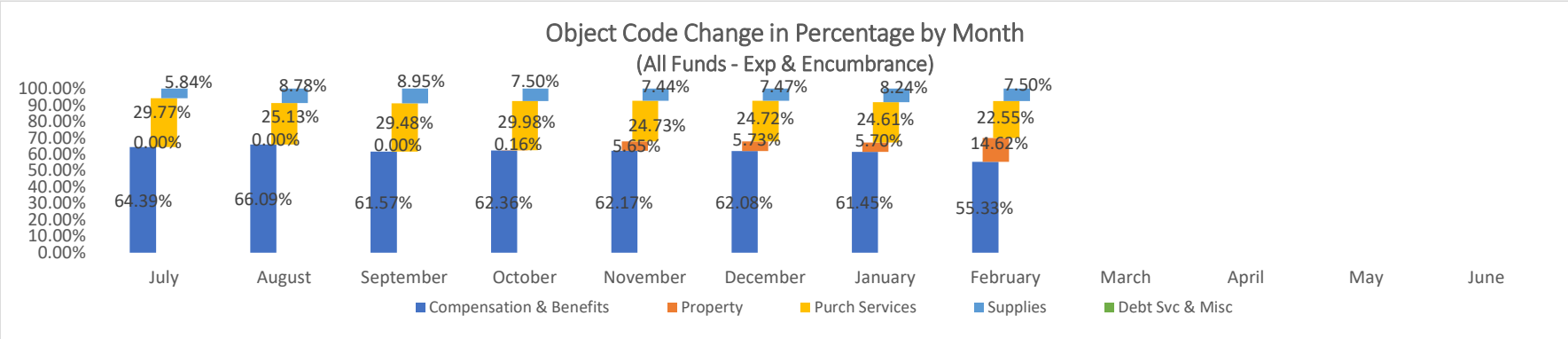
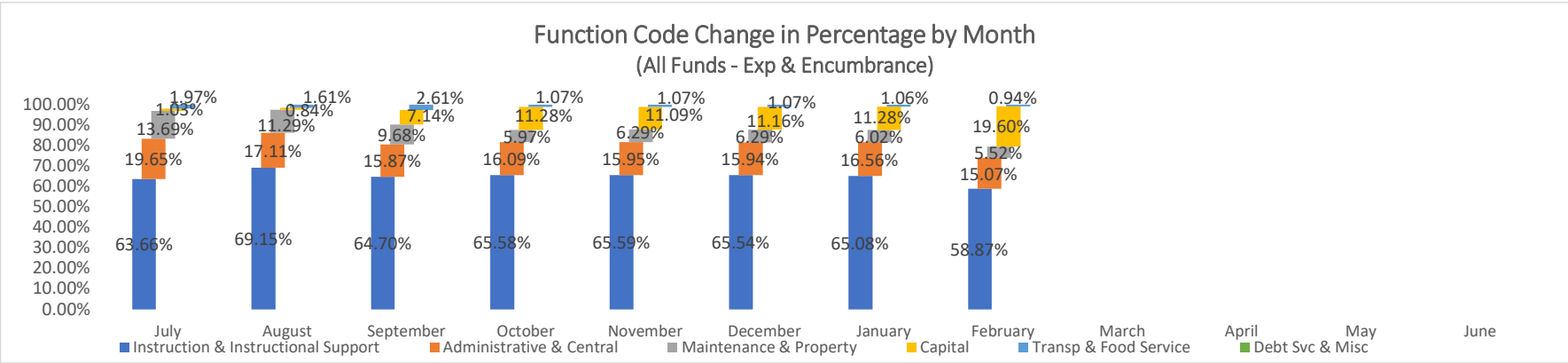
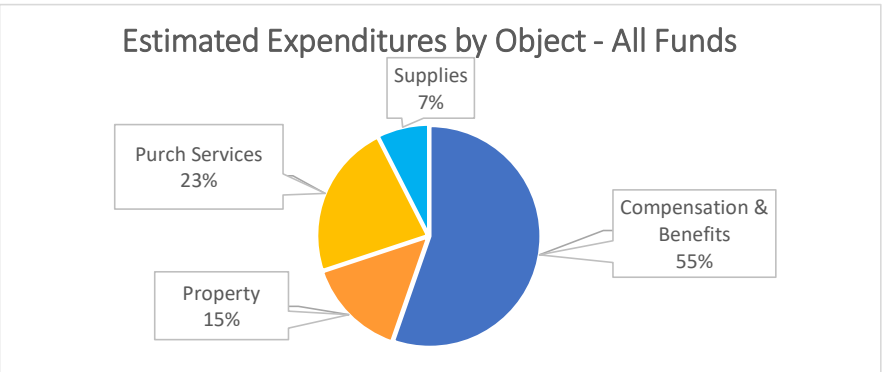
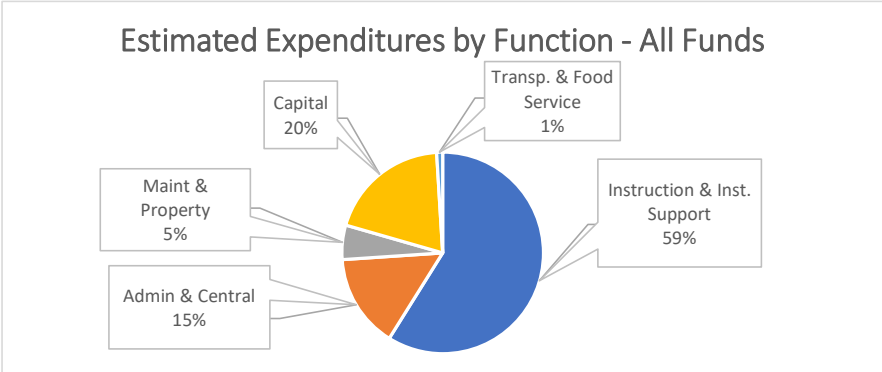




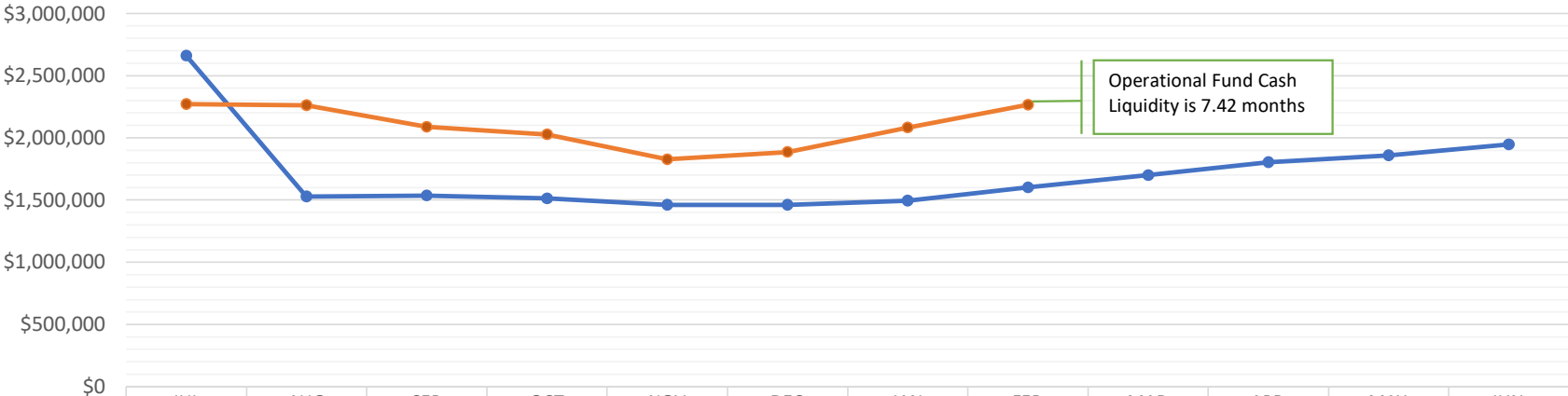
Yearly Expenditure Comparison by Month - All Funds



	JUL	AUG	SEP	OCT	NOV	DEC	JAN	FEB	MAR	APR	MAY	JUN
2021/2022	\$174,250	\$154,657	\$237,922	\$213,328	\$215,427	\$214,021	\$221,286	\$211,638	\$243,855	\$226,061	\$220,439	\$450,564
2022/2023	\$165,606	\$147,177	\$244,041	\$234,270	\$266,280	\$257,813	\$264,238	\$233,357	\$226,361	\$235,038	\$252,009	\$527,974
2023/2024	\$107,183	\$170,231	\$416,303	\$242,851	\$405,026	\$222,599	\$278,938	\$268,712				
Monthly Change	\$0	\$63,048	\$246,071	-\$173,452	\$162,176	-\$182,428	\$56,339	-\$10,226				
YTD PY	\$165,606	\$312,783	\$556,823	\$791,093	\$1,057,373	\$1,315,186	\$1,579,424	\$1,812,781	\$2,039,142	\$2,274,179	\$2,526,188	\$3,054,162
YTD	\$107,183	\$277,415	\$693,718	\$936,569	\$1,341,595	\$1,564,194	\$1,843,132	\$2,111,844				



Monthly Cash Balance All Funds



	JUL	AUG	SEP	OCT	NOV	DEC	JAN	FEB	MAR	APR	MAY	JUN
● FY2023	\$2,659,548	\$1,528,172	\$1,536,319	\$1,511,757	\$1,461,033	\$1,461,818	\$1,495,930	\$1,600,897	\$1,700,124	\$1,803,513	\$1,858,947	\$1,947,798
● FY2024	\$2,271,812	\$2,260,829	\$2,088,555	\$2,027,887	\$1,826,464	\$1,885,480	\$2,083,311	\$2,264,446				

Checks Dated 02/01/2024 through 02/29/2024

Check Number	Check Date	Pay to the Order of	Check Amount
14298	02/08/2024	ABCWUA	11.13
14299	02/08/2024	ACES	11,076.41
14300	02/08/2024	ACT, Inc.	26.00
14301	02/08/2024	ADT Commercial LLC	625.57
14302	02/08/2024	AJF Enterprise Inc	1,592.22
14303	02/08/2024	Amazon Capital Services, Inc	661.25
14304	02/08/2024	Arness, Tani	265.87
14305	02/08/2024	Avant Assessment, LLC	79.60
14306	02/08/2024	CCCS Education Foundation	19,077.33
14307	02/08/2024	Central NM Community College	444.00
14308	02/08/2024	Century Link	102.10
14309	02/08/2024	CliftonLarsonAllen LLP	968.63
14310	02/08/2024	Cooperative Educational Services	1,720.54
14311	02/08/2024	Crystal Springs Bottled Water	105.50
14312	02/08/2024	DMH Law LLC	5,381.26
14313	02/08/2024	Dry Fly Enterprises, Inc	66.26
14314	02/08/2024	EPARS TSA Consulting Group Inc	200.00
14315	02/08/2024	Estrella Guajardo	59.00
14316	02/08/2024	Follett Higher Edu. CNM Bookstore # 402 MA 4026102	455.00
14317	02/08/2024	Johnson Controls Inc	3,279.99
14318	02/08/2024	LaBarge Landscape	484.31
14319	02/08/2024	NM Educational Retirement Board	37,356.19
14320	02/08/2024	NM RHC	3,884.54
14321	02/08/2024	NM Taxation/Revenue Department	3,777.08
14323	02/08/2024	Sam's Club & Wal-mart	170.00
14324	02/08/2024	TSA Consulting Group, Inc.	50.00
14325	02/08/2024	Tyrone Arkie	41.00
14326	02/08/2024	Verizon Wireless	256.35
14327	02/08/2024	Wells Fargo Financial Leasing	1,589.28
14328	02/12/2024	Cooperative Educational Services	1,235.21
14330	02/08/2024	NMPSIA	19,253.00
14332	02/14/2024	ABCWUA	354.89
14333	02/14/2024	ACES	2,733.75
14334	02/14/2024	Amazon Capital Services, Inc	582.23
14335	02/14/2024	Catholic Community Services.	72.65
14336	02/14/2024	Charter School Testing Svcs.	1,514.82
14337	02/14/2024	Cooperative Educational Services	500.00
14338	02/14/2024	Dry Fly Enterprises, Inc	321.32
14339	02/14/2024	Lock Box EM3 Networks LLC	1,314.71
14340	02/14/2024	Panoptic Clean LLC	1,225.28
14341	02/14/2024	Pitney Bowes Global Financial Services	207.09
14342	02/21/2024	AJF Enterprise Inc	1,592.22
14343	02/21/2024	Amazon Capital Services, Inc	1,168.94
14344	02/21/2024	Arness, Tani	225.00
14345	02/21/2024	Bowers, Amy	273.66
14346	02/21/2024	Century Link	120.75
14347	02/21/2024	Cooperative Educational Services	1,182.63
14348	02/21/2024	Dry Fly Enterprises, Inc	2,884.24
14349	02/21/2024	JMP Academy	1,366.28

The preceding Checks have been issued in accordance with the District's Policy and authorization of the Board of Trustees. It is recommended that the preceding Checks be approved.



Page 1 of 2

Checks Dated 02/01/2024 through 02/29/2024

Check Number	Check Date	Pay to the Order of	Check Amount
14350	02/21/2024	LSG and Associates Inc	8,231.80
14352	02/28/2024	Century Link	633.94
14353	02/28/2024	Crystal Springs Bottled Water	69.50
14354	02/28/2024	JD and K Construction LLC	2,586.00
14355	02/28/2024	LaBarge Landscape	139.91
14356	02/28/2024	Lang, David	2,536.95
14357	02/28/2024	Panoptic Clean LLC	1,225.28
14358	02/28/2024	PNM	1,504.59
14359	02/28/2024	Scenario Learning, LLC	1,384.90
Total Number of Checks			58
			150,247.95

Fund Recap

Fund	Description	Check Count	Expensed Amount
11000	Operational Fund	55	121,664.81
21000	Food Services Fund	1	2,733.75
23000	Non-Instruct. Fund	2	38.96
24101	Title I - IASA	4	1,080.05
24106	IDEA-B Entitlement	4	382.68
24189	SSAE Title IV	4	286.76
24330	CRRSA, ESSER III	5	5,761.48
27407	Family Income Index	4	3,368.15
27901	Indian Education Act HB2	4	608.48
31200	Public School Capital Outlay	1	10,976.58
31400	Special Capital Outlay State	1	3,279.99
31701	Capital Improv. SB9 Local	1	66.26
Total Number of Checks		58	150,247.95
Less Unpaid Tax Liability			.00
Net (Check Amount)			150,247.95

The preceding Checks have been issued in accordance with the District's Policy and authorization of the Board of Trustees. It is recommended that the preceding Checks be approved.



Bank Account 120MAIN - Wells Fargo Operating Account

Payment Id	Comment						
Check # 14298	11000	02/08/2024	Check Amt	11.13	Status Printed	ABCWUA (001289/1)	
157205358442		FY24 Water Utilities				11000- 2600- 54415- 0000- 512001- 0000- 00000	11.13
Check # 14299	11000	02/08/2024	Check Amt	11,076.41	Status Printed	ACES (001522/2)	
12554		FY24 Business Manager Services				11000- 2500- 53414- 0000- 512001- 0000- 00000	11,076.41
Check # 14300	11000	02/08/2024	Check Amt	26.00	Status Printed	ACT, Inc. (000807/2)	
1311745		FY24 English, Math, Reading Material				11000- 1000- 56112- 1010- 512001- 0000- 00000	26.00
Check # 14301	11000	02/08/2024	Check Amt	625.57	Status Printed	ADT Commercial LLC (000534/2)	
153609008		FY24 Alarm				11000- 2600- 55915- 0000- 512001- 0000- 00000	625.57
Check # 14302	11000	02/08/2024	Check Amt	1,592.22	Status Printed	AJF Enterprise Inc (010154/1)	
11523		FY24 Security Services				11000- 2600- 55915- 0000- 512001- 0000- 00000	1,592.22
Check # 14303	11000	02/08/2024	Check Amt	661.25	Status Printed	Amazon Capital Services, Inc (001361/2)	
1M3W-9LXL-C4Q3		Dual Enrollemt Student Supplies				11000- 1000- 56110- 1010- 512001- 0000- 00000	162.33
1QP4-7DHL-NXQ7		Science Classroom Supplies				11000- 1000- 56118- 1010- 512001- 0000- 00000	69.06
1V97-GKY7-GLW6		Office Supplies				11000- 2400- 56118- 0000- 512001- 0000- 00000	10.59
1VWL-VGFV-4WL4		Clasroom Books				11000- 1000- 56118- 1010- 512001- 0000- 00000	361.65
1YFY-3G4Y-1KHK		Club Tuesday Supplies				11000- 2400- 56118- 0000- 512001- 0000- 00000	78.80
Check # 14304	11000	02/08/2024	Check Amt	265.87	Status Printed	Arness, Tani (000696/1)	
88642828		Advertisement Reimbursement				11000- 2300- 55400- 0000- 512001- 0000- 00000	265.87
Check # 14305	11000	02/08/2024	Check Amt	79.60	Status Printed	Avant Assessment, LLC (010209/1)	
30959		Testing Services				11000- 2200- 56118- 0000- 512001- 0000- 00000	79.60
Check # 14306	31200	02/08/2024	Check Amt	19,077.33	Status Printed	CCCS Education Foundation (001285/1)	
1164		FY24 Lease Payment(s)				11000- 4000- 54640- 0000- 512001- 0000- 00000 31200- 4000- 54640- 0000- 512001- 0000- 00000	8,100.75 10,976.58
Check # 14307	11000	02/08/2024	Check Amt	444.00	Status Printed	Central NM Community College (010014/1)	
SP24-402-A		FY24 CNM Tuition for Tyson Arkie				11000- 1000- 56110- 1010- 512001- 0000- 00000	444.00
Check # 14308	11000	02/08/2024	Check Amt	102.10	Status Printed	Century Link (001355/1)	
20240128		FY24 Phone, Fax Servcie				11000- 2600- 54416- 0000- 512001- 0000- 00000	102.10
Check # 14309	11000	02/08/2024	Check Amt	968.63	Status Printed	CliftonLarsonAllen LLP (901009/2)	
L241045410		FY24 Audit Services				11000- 2300- 53411- 0000- 512001- 0000- 00000	968.63
Check # 14310	11000	02/08/2024	Check Amt	1,720.54	Status Printed	Cooperative Educational Servics es (000327/3)	
36-050625		FY24 Diagnosticians				11000- 2100- 53211- 2000- 512001- 0000- 00000 11000- 2100- 53216- 2000- 512001- 0000- 00000	1,710.82 9.72
Check # 14311	11000	02/08/2024	Check Amt	105.50	Status Printed	Crystal Springs Bottled Water (000334/3)	
9269597		FY24 Bottled Water				11000- 2400- 56118- 0000- 512001- 0000- 00000	105.50

Selection Sorted by Check Number, Inv #, Include Address=No, (Org = 120, Source = N, Pay To = N, Payment Method = N, Starting Check Date = 2/1/2024, Ending Check Date = 2/29/2024, Summary? = N, Sort/Group 1 = , Sort/Group 2 =)




Bank Account 120MAIN - Wells Fargo Operating Account

Payment Id	Comment							
Check # 14312	11000	02/08/2024	Check Amt	5,381.26	Status Printed	DMH Law LLC (010169/1)		
298		FY24 Attorney Fees				11000- 2300- 53413- 0000- 512001- 0000- 00000		5,381.26
Check # 14313	31701	02/08/2024	Check Amt	66.26	Status Printed	Dry Fly Enterprises, Inc (010170/1)		
IN65847		Image Silo Storage Fee				31701- 4000- 57340- 0000- 512001- 0000- 00000		66.26
Check # 14314	11000	02/08/2024	Check Amt	200.00	Status Printed	EPARS TSA Consulting Group Inc (901000/1)		
20240110-REG		EPARS TSA Consulting Group Inc (901000/1) 01/10/2024 (REG)				11000- - 23147- - - -		100.00
20240125-REG		EPARS TSA Consulting Group Inc (901000/1) 01/25/2024 (REG)				11000- - 23147- - - -		100.00
Check # 14315	11000	02/08/2024	Check Amt	59.00	Status Printed	Estrella Guajardo (010211/1)		
N05240001065		Background Check Reimbursement				11000- 2500- 53711- 0000- 512001- 0000- 00000		59.00
Check # 14316	11000	02/08/2024	Check Amt	455.00	Status Printed	Follett Higher Edu. CNM Bookstore # 402 MA 4026102 (000376/4)		
1230261		FY24 CNM / Book Fee				11000- 1000- 56110- 1010- 512001- 0000- 00000		455.00
Check # 14317	31400	02/08/2024	Check Amt	3,279.99	Status Printed	Johnson Controls Inc (010111/1)		
1-131888811167		Inducer motor replacement room 3				31400- 4000- 57331- 0000- 512001- 0000- 00000		1,093.33
1-131888811330		Inducer motor replacement Cafeteria				31400- 4000- 57331- 0000- 512001- 0000- 00000		1,093.33
1-131888811493		Inducer motor replacement room 5				31400- 4000- 57331- 0000- 512001- 0000- 00000		1,093.33
Check # 14318	11000	02/08/2024	Check Amt	484.31	Status Printed	LaBarge Landscape (010003/1)		
45934		FY24 Landscaping Services				11000- 2600- 54312- 0000- 512001- 0000- 00000		484.31
Check # 14319	11000	02/08/2024	Check Amt	37,356.19	Status Printed	NM Educational RetirementBoard (900005/1)		
20240110-REG		NM Educational RetirementBoard (900005/1) 01/10/2024 (REG)				11000- - 23124- - - -		15,088.51
						24101- - 23124- - - -		432.30
						24106- - 23124- - - -		116.94
						24189- - 23124- - - -		87.63
						24330- - 23124- - - -		1,756.23
						27407- - 23124- - - -		896.43
						27901- - 23124- - - -		254.24
20240125-REG		NM Educational RetirementBoard (900005/1) 01/25/2024 (REG)				11000- - 23124- - - -		15,260.09
						24101- - 23124- - - -		432.30
						24106- - 23124- - - -		116.94
						24189- - 23124- - - -		87.63
						24330- - 23124- - - -		1,676.28
						27407- - 23124- - - -		896.43
						27901- - 23124- - - -		254.24

Selection Sorted by Check Number, Inv #, Include Address=No, (Org = 120, Source = N, Pay To = N, Payment Method = N, Starting Check Date = 2/1/2024, Ending Check Date = 2/29/2024, Summary? = N, Sort/Group 1 = , Sort/Group 2 =)



Bank Account 120MAIN - Wells Fargo Operating Account

Payment Id	Comment								
Check # 14320	11000	02/08/2024	Check Amt	3,884.54	Status Printed	NM RHC (900006/1)			
20240110-REG	NM RHC (900006/1) 01/10/2024 (REG)				11000-	- 23123-	-	-	1,568.99
					24101-	- 23123-	-	-	44.95
					24106-	- 23123-	-	-	12.16
					24189-	- 23123-	-	-	9.12
					24330-	- 23123-	-	-	182.64
					27407-	- 23123-	-	-	93.21
					27901-	- 23123-	-	-	26.44
20240125-REG	NM RHC (900006/1) 01/25/2024 (REG)				11000-	- 23123-	-	-	1,586.83
					24101-	- 23123-	-	-	44.95
					24106-	- 23123-	-	-	12.16
					24189-	- 23123-	-	-	9.12
					24330-	- 23123-	-	-	174.32
					27407-	- 23123-	-	-	93.21
					27901-	- 23123-	-	-	26.44
Check # 14321	11000	02/08/2024	Check Amt	3,777.08	Status Printed	NM Taxation/Revenue Department (900003/1)			
20240110-REG	NM Taxation/Revenue Department (900003/1) 01/10/2024 (REG)				11000-	- 23142-	-	-	1,547.97
					24101-	- 23142-	-	-	26.42
					24106-	- 23142-	-	-	13.21
					24189-	- 23142-	-	-	9.90
					24330-	- 23142-	-	-	163.43
					27407-	- 23142-	-	-	92.04
					27901-	- 23142-	-	-	23.13
20240125-REG	NM Taxation/Revenue Department (900003/1) 01/25/2024 (REG)				11000-	- 23142-	-	-	1,573.99
					24101-	- 23142-	-	-	26.42
					24106-	- 23142-	-	-	13.21
					24189-	- 23142-	-	-	9.90
					24330-	- 23142-	-	-	162.29
					27407-	- 23142-	-	-	92.04
					27901-	- 23142-	-	-	23.13
Check # 14322	11000	02/08/2024	Check Amt	39,371.26	Status Voided	NMPSIA (900001/1)			
202312-ADJ	Adjustment - December 2023				11000-	- 23125-	-	-	1,562.10
	Reversal of EX24-00585				11000-	- 23125-	-	-	1,562.10-
					11000- 1000- 52311- 1010- 512001- 1411- 00000				154.76-
	Adjustment - December 2023				11000- 1000- 52311- 1010- 512001- 1411- 00000				154.76
Selection	Sorted by Check Number, Inv #, Include Address=No, (Org = 120, Source = N, Pay To = N, Payment Method = N, Starting Check Date = 2/1/2024, Ending Check Date = 2/29/2024, Summary? = N, Sort/Group 1 = , Sort/Group 2 =)								

Bank Account 120MAIN - Wells Fargo Operating Account

Payment Id	Comment						
Check # 14322	11000	02/08/2024	Check Amt	39,371.26	Status	Voided	NMPSIA (900001/1) - continued
202312-ADJ		Adjustment - December 2023			11000- 1000- 52311- 2000- 512001- 1412- 00000		332.17-
		Reversal of EX24-00585			11000- 1000- 52311- 2000- 512001- 1412- 00000		332.17
					11000- 1000- 52312- 1010- 512001- 1411- 00000		2.88-
		Adjustment - December 2023			11000- 1000- 52312- 1010- 512001- 1411- 00000		2.88
					11000- 1000- 52312- 2000- 512001- 1412- 00000		2.88-
		Reversal of EX24-00585			11000- 1000- 52312- 2000- 512001- 1412- 00000		2.88
					11000- 1000- 52313- 1010- 512001- 1411- 00000		12.81
		Adjustment - December 2023			11000- 1000- 52313- 1010- 512001- 1411- 00000		12.81-
					11000- 1000- 52313- 2000- 512001- 1412- 00000		10.88-
		Reversal of EX24-00585			11000- 1000- 52313- 2000- 512001- 1412- 00000		10.88
					11000- 1000- 52314- 1010- 512001- 1411- 00000		1.31
		Adjustment - December 2023			11000- 1000- 52314- 1010- 512001- 1411- 00000		1.31-
		Reversal of EX24-00585			11000- 1000- 52314- 2000- 512001- 1412- 00000		1.05
		Adjustment - December 2023			11000- 1000- 52314- 2000- 512001- 1412- 00000		1.05-
					11000- 1000- 52315- 1010- 512001- 1411- 00000		23.78
		Reversal of EX24-00585			11000- 1000- 52315- 1010- 512001- 1411- 00000		23.78-
					11000- 2100- 52311- 0000- 512001- 1217- 00000		37.31
		Adjustment - December 2023			11000- 2100- 52311- 0000- 512001- 1217- 00000		37.31-
					11000- 2100- 52311- 0000- 512001- 1218- 00000		234.37-
		Reversal of EX24-00585			11000- 2100- 52311- 0000- 512001- 1218- 00000		234.37
					11000- 2100- 52311- 4025- 512001- 1214- 00000		92.28
		Adjustment - December 2023			11000- 2100- 52311- 4025- 512001- 1214- 00000		92.28-
					11000- 2100- 52311- 4025- 512001- 1218- 00000		63.97-
		Reversal of EX24-00585			11000- 2100- 52311- 4025- 512001- 1218- 00000		63.97
					11000- 2100- 52313- 0000- 512001- 1217- 00000		1.43
		Adjustment - December 2023			11000- 2100- 52313- 0000- 512001- 1217- 00000		1.43-
					11000- 2100- 52313- 0000- 512001- 1218- 00000		8.56-
		Reversal of EX24-00585			11000- 2100- 52313- 0000- 512001- 1218- 00000		8.56
					11000- 2100- 52313- 4025- 512001- 1214- 00000		1.43
		Adjustment - December 2023			11000- 2100- 52313- 4025- 512001- 1214- 00000		1.43-
					11000- 2100- 52313- 4025- 512001- 1218- 00000		2.86-
		Reversal of EX24-00585			11000- 2100- 52313- 4025- 512001- 1218- 00000		2.86
					11000- 2100- 52314- 0000- 512001- 1217- 00000		.33
		Adjustment - December 2023			11000- 2100- 52314- 0000- 512001- 1217- 00000		.33-
		Reversal of EX24-00585			11000- 2100- 52314- 0000- 512001- 1218- 00000		1.05
		Adjustment - December 2023			11000- 2100- 52314- 0000- 512001- 1218- 00000		1.05-

Selection Sorted by Check Number, Inv #, Include Address=No, (Org = 120, Source = N, Pay To = N, Payment Method = N, Starting Check Date = 2/1/2024, Ending Check Date = 2/29/2024, Summary? = N, Sort/Group 1 = , Sort/Group 2 =)



Bank Account 120MAIN - Wells Fargo Operating Account

Payment Id	Comment						
Check # 14322	11000	02/08/2024	Check Amt	39,371.26	Status	Voided	NMPSIA (900001/1) - continued
202312-ADJ		Adjustment - December 2023			11000- 2100- 52314- 4025- 512001- 1214- 00000		.62-
		Reversal of EX24-00585			11000- 2100- 52314- 4025- 512001- 1214- 00000		.62
					11000- 2100- 52314- 4025- 512001- 1218- 00000		.62
		Adjustment - December 2023			11000- 2100- 52314- 4025- 512001- 1218- 00000		.62-
					11000- 2300- 52311- 0000- 512001- 1111- 00000		74.62-
		Reversal of EX24-00585			11000- 2300- 52311- 0000- 512001- 1111- 00000		74.62
					11000- 2300- 52313- 0000- 512001- 1111- 00000		1.43
		Adjustment - December 2023			11000- 2300- 52313- 0000- 512001- 1111- 00000		1.43-
					11000- 2300- 52314- 0000- 512001- 1111- 00000		.62-
		Reversal of EX24-00585			11000- 2300- 52314- 0000- 512001- 1111- 00000		.62
		Adjustment - December 2023			24189- - 23125- - - - -		66.02
		Reversal of EX24-00585			24189- - 23125- - - - -		66.02-
					24189- 2100- 52311- 0000- 512001- 1214- 00000		63.97
		Adjustment - December 2023			24189- 2100- 52311- 0000- 512001- 1214- 00000		63.97-
					24189- 2100- 52313- 0000- 512001- 1214- 00000		1.43-
		Reversal of EX24-00585			24189- 2100- 52313- 0000- 512001- 1214- 00000		1.43
					24189- 2100- 52314- 0000- 512001- 1214- 00000		.62
		Adjustment - December 2023			24189- 2100- 52314- 0000- 512001- 1214- 00000		.62-
20231209-REG		NMPSIA (900001/1) 12/09/2023 (REG)			11000- - 23125- - - - -		8,100.62
		Reversal of EX24-00589			11000- - 23125- - - - -		8,100.62-
					24101- - 23125- - - - -		36.36-
		NMPSIA (900001/1) 12/09/2023 (REG)			24101- - 23125- - - - -		36.36
		Reversal of EX24-00589			24106- - 23125- - - - -		49.03-
		NMPSIA (900001/1) 12/09/2023 (REG)			24106- - 23125- - - - -		49.03
		Reversal of EX24-00589			24189- - 23125- - - - -		36.73-
		NMPSIA (900001/1) 12/09/2023 (REG)			24189- - 23125- - - - -		36.73
					24330- - 23125- - - - -		803.15
		Reversal of EX24-00589			24330- - 23125- - - - -		803.15-
					27407- - 23125- - - - -		602.40-
		NMPSIA (900001/1) 12/09/2023 (REG)			27407- - 23125- - - - -		602.40
					27901- - 23125- - - - -		.43
		Reversal of EX24-00589			27901- - 23125- - - - -		.43-
20231222-REG		NMPSIA (900001/1) 12/22/2023 (REG)			11000- - 23125- - - - -		8,100.56
		Reversal of EX24-00588			11000- - 23125- - - - -		8,100.56-
					24101- - 23125- - - - -		36.35-
		NMPSIA (900001/1) 12/22/2023 (REG)			24101- - 23125- - - - -		36.35

Bank Account 120MAIN - Wells Fargo Operating Account

Payment Id	Comment										
Check # 14322	11000	02/08/2024	Check Amt	39,371.26	Status	Voided	NMPSIA (900001/1) - continued				
20231222-REG		NMPSIA (900001/1) 12/22/2023 (REG)		24106-	-	23125-	-	-	49.03		
		Reversal of EX24-00588		24106-	-	23125-	-	-	49.03-		
		NMPSIA (900001/1) 12/22/2023 (REG)		24189-	-	23125-	-	-	36.73		
		Reversal of EX24-00588		24189-	-	23125-	-	-	36.73-		
				24330-	-	23125-	-	-	803.13-		
		NMPSIA (900001/1) 12/22/2023 (REG)		24330-	-	23125-	-	-	803.13		
		Reversal of EX24-00588		27407-	-	23125-	-	-	602.39-		
		NMPSIA (900001/1) 12/22/2023 (REG)		27407-	-	23125-	-	-	602.39		
				27901-	-	23125-	-	-	.43		
		Reversal of EX24-00588		27901-	-	23125-	-	-	.43-		
202401-ADJ		202401-ADJ		11000-	1000-	51100-	1010-	512001-	1411-	00000	39.64
		Reversal of EX24-00584		11000-	1000-	51100-	1010-	512001-	1411-	00000	39.64-
				11000-	1000-	52311-	2000-	512001-	1412-	00000	28.12
		202401-ADJ		11000-	1000-	52311-	2000-	512001-	1412-	00000	28.12-
20240110-REG		NMPSIA (900001/1) 01/10/2024 (REG)		11000-	-	23125-	-	-	-	8,092.69	
		Reversal of EX24-00587		11000-	-	23125-	-	-	-	8,092.69-	
				24101-	-	23125-	-	-	-	36.36-	
		NMPSIA (900001/1) 01/10/2024 (REG)		24101-	-	23125-	-	-	-	36.36	
		Reversal of EX24-00587		24106-	-	23125-	-	-	-	49.03-	
		NMPSIA (900001/1) 01/10/2024 (REG)		24106-	-	23125-	-	-	-	49.03	
				24189-	-	23125-	-	-	-	36.73	
		Reversal of EX24-00587		24189-	-	23125-	-	-	-	36.73-	
		NMPSIA (900001/1) 01/10/2024 (REG)		24330-	-	23125-	-	-	-	803.15	
		Reversal of EX24-00587		24330-	-	23125-	-	-	-	803.15-	
		NMPSIA (900001/1) 01/10/2024 (REG)		27407-	-	23125-	-	-	-	602.40	
		Reversal of EX24-00587		27407-	-	23125-	-	-	-	602.40-	
		NMPSIA (900001/1) 01/10/2024 (REG)		27901-	-	23125-	-	-	-	.43	
		Reversal of EX24-00587		27901-	-	23125-	-	-	-	.43-	
20240125-REG		Reversal of EX24-00586		11000-	-	23125-	-	-	-	8,092.63-	
		NMPSIA (900001/1) 01/25/2024 (REG)		11000-	-	23125-	-	-	-	8,092.63	
				24101-	-	23125-	-	-	-	36.35	
		Reversal of EX24-00586		24101-	-	23125-	-	-	-	36.35-	
		NMPSIA (900001/1) 01/25/2024 (REG)		24106-	-	23125-	-	-	-	49.03	
		Reversal of EX24-00586		24106-	-	23125-	-	-	-	49.03-	
				24189-	-	23125-	-	-	-	36.73-	
		NMPSIA (900001/1) 01/25/2024 (REG)		24189-	-	23125-	-	-	-	36.73	

Bank Account 120MAIN - Wells Fargo Operating Account

Payment Id	Comment								
Check # 14322	11000	02/08/2024	Check Amt	39,371.26	Status	Voided	NMPSIA (900001/1) - continued		
20240125-REG			NMPSIA (900001/1) 01/25/2024 (REG)		24330-	- 23125-	-	-	803.13
			Reversal of EX24-00586		24330-	- 23125-	-	-	803.13-
					27407-	- 23125-	-	-	602.39-
			NMPSIA (900001/1) 01/25/2024 (REG)		27407-	- 23125-	-	-	602.39
					27901-	- 23125-	-	-	.43
			Reversal of EX24-00586		27901-	- 23125-	-	-	.43-
Check # 14323	11000	02/08/2024	Check Amt	170.00	Status	Printed	Sam's Club & Wal-mart (000935/1)		
04314			Club Tuesday Supplies for January and February		11000- 2400-	56118- 0000-	512001- 0000-	00000	39.03
07485			Club Tuesday Supplies for January and February		11000- 2400-	56118- 0000-	512001- 0000-	00000	49.03
391104703097			Club Tuesday Supplies for January and February		11000- 2400-	56118- 0000-	512001- 0000-	00000	81.94
Check # 14324	11000	02/08/2024	Check Amt	50.00	Status	Printed	TSA Consulting Group, Inc. (001363/1)		
104074			FY24 Section 403B Admin. Charges		11000- 2500-	55915- 0000-	512001- 0000-	00000	50.00
Check # 14325	11000	02/08/2024	Check Amt	41.00	Status	Printed	Tyrone Arkie (010212/1)		
53850402816			CNM Bookstore Reimbursement for Tyrone Arkie		11000- 1000-	56110- 1010-	512001- 0000-	00000	41.00
Check # 14326	11000	02/08/2024	Check Amt	256.35	Status	Printed	Verizon Wireless (000658/1)		
9954807136			FY24 Cell Phone Services		11000- 2600-	54416- 0000-	512001- 0000-	00000	216.34
					24330- 2600-	54416- 0000-	512001- 0000-	00000	40.01
Check # 14327	11000	02/08/2024	Check Amt	1,589.28	Status	Printed	Wells Fargo Financial Leasing (000647/2)		
5028449065			Copy Machine Lease		11000- 2500-	54620- 0000-	512001- 0000-	00000	1,589.28
Check # 14328	11000	02/12/2024	Check Amt	1,235.21	Status	Printed	Cooperative Educational Services (000327/3)		
36-050058			FY24 Diagnosticians		11000- 2100-	53211- 2000-	512001- 0000-	00000	1,235.21
Check # 14329	11000	02/12/2024	Check Amt	20,118.26	Status	Voided	NMPSIA (900001/1)		
202312-ADJ			Adjustment - December 2023		11000-	- 23125-	-	-	1,562.10
			Reversal of EX24-00605		11000-	- 23125-	-	-	1,562.10-
					11000- 1000-	52311- 1010-	512001- 1411-	00000	154.76-
			Adjustment - December 2023		11000- 1000-	52311- 1010-	512001- 1411-	00000	154.76
					11000- 1000-	52311- 2000-	512001- 1412-	00000	332.17-
			Reversal of EX24-00605		11000- 1000-	52311- 2000-	512001- 1412-	00000	332.17
					11000- 1000-	52312- 1010-	512001- 1411-	00000	2.88-
			Adjustment - December 2023		11000- 1000-	52312- 1010-	512001- 1411-	00000	2.88
			Reversal of EX24-00605		11000- 1000-	52312- 2000-	512001- 1412-	00000	2.88
			Adjustment - December 2023		11000- 1000-	52312- 2000-	512001- 1412-	00000	2.88-
			Reversal of EX24-00605		11000- 1000-	52313- 1010-	512001- 1411-	00000	12.81
			Adjustment - December 2023		11000- 1000-	52313- 1010-	512001- 1411-	00000	12.81-

Selection Sorted by Check Number, Inv #, Include Address=No, (Org = 120, Source = N, Pay To = N, Payment Method = N, Starting Check Date = 2/1/2024, Ending Check Date = 2/29/2024, Summary? = N, Sort/Group 1 = , Sort/Group 2 =)



Bank Account 120MAIN - Wells Fargo Operating Account

Payment Id	Comment						
Check # 14329	11000	02/12/2024	Check Amt	20,118.26	Status Voided	NMPSIA (900001/1) - continued	
202312-ADJ		Adjustment - December 2023			11000- 1000- 52313- 2000- 512001- 1412- 00000		10.88-
		Reversal of EX24-00605			11000- 1000- 52313- 2000- 512001- 1412- 00000		10.88
					11000- 1000- 52314- 1010- 512001- 1411- 00000		1.31
		Adjustment - December 2023			11000- 1000- 52314- 1010- 512001- 1411- 00000		1.31-
					11000- 1000- 52314- 2000- 512001- 1412- 00000		1.05-
		Reversal of EX24-00605			11000- 1000- 52314- 2000- 512001- 1412- 00000		1.05
					11000- 1000- 52315- 1010- 512001- 1411- 00000		23.78-
		Adjustment - December 2023			11000- 1000- 52315- 1010- 512001- 1411- 00000		23.78
		Reversal of EX24-00605			11000- 2100- 52311- 0000- 512001- 1217- 00000		37.31
		Adjustment - December 2023			11000- 2100- 52311- 0000- 512001- 1217- 00000		37.31-
					11000- 2100- 52311- 0000- 512001- 1218- 00000		234.37-
		Reversal of EX24-00605			11000- 2100- 52311- 0000- 512001- 1218- 00000		234.37
					11000- 2100- 52311- 4025- 512001- 1214- 00000		92.28
		Adjustment - December 2023			11000- 2100- 52311- 4025- 512001- 1214- 00000		92.28-
					11000- 2100- 52311- 4025- 512001- 1218- 00000		63.97-
		Reversal of EX24-00605			11000- 2100- 52311- 4025- 512001- 1218- 00000		63.97
		Adjustment - December 2023			11000- 2100- 52313- 0000- 512001- 1217- 00000		1.43-
		Reversal of EX24-00605			11000- 2100- 52313- 0000- 512001- 1217- 00000		1.43
		Adjustment - December 2023			11000- 2100- 52313- 0000- 512001- 1218- 00000		8.56-
		Reversal of EX24-00605			11000- 2100- 52313- 0000- 512001- 1218- 00000		8.56
					11000- 2100- 52313- 4025- 512001- 1214- 00000		1.43
		Adjustment - December 2023			11000- 2100- 52313- 4025- 512001- 1214- 00000		1.43-
					11000- 2100- 52313- 4025- 512001- 1218- 00000		2.86-
		Reversal of EX24-00605			11000- 2100- 52313- 4025- 512001- 1218- 00000		2.86
		Adjustment - December 2023			11000- 2100- 52314- 0000- 512001- 1217- 00000		.33-
		Reversal of EX24-00605			11000- 2100- 52314- 0000- 512001- 1217- 00000		.33
		Adjustment - December 2023			11000- 2100- 52314- 0000- 512001- 1218- 00000		1.05-
		Reversal of EX24-00605			11000- 2100- 52314- 0000- 512001- 1218- 00000		1.05
					11000- 2100- 52314- 4025- 512001- 1214- 00000		.62
		Adjustment - December 2023			11000- 2100- 52314- 4025- 512001- 1214- 00000		.62-
					11000- 2100- 52314- 4025- 512001- 1218- 00000		.62-
		Reversal of EX24-00605			11000- 2100- 52314- 4025- 512001- 1218- 00000		.62
					11000- 2300- 52311- 0000- 512001- 1111- 00000		74.62
		Adjustment - December 2023			11000- 2300- 52311- 0000- 512001- 1111- 00000		74.62-
					11000- 2300- 52313- 0000- 512001- 1111- 00000		1.43-
		Reversal of EX24-00605			11000- 2300- 52313- 0000- 512001- 1111- 00000		1.43

Selection Sorted by Check Number, Inv #, Include Address=No, (Org = 120, Source = N, Pay To = N, Payment Method = N, Starting Check Date = 2/1/2024, Ending Check Date = 2/29/2024, Summary? = N, Sort/Group 1 = , Sort/Group 2 =)



Bank Account 120MAIN - Wells Fargo Operating Account

Payment Id	Comment						
Check # 14329	11000	02/12/2024	Check Amt	20,118.26	Status	Voided	NMPSIA (900001/1) - continued
202312-ADJ			Reversal of EX24-00605		11000-	2300-	52314- 0000- 512001- 1111- 00000 .62
			Adjustment - December 2023		11000-	2300-	52314- 0000- 512001- 1111- 00000 .62-
			Reversal of EX24-00605		24189-	- 23125-	- - - 66.02-
			Adjustment - December 2023		24189-	- 23125-	- - - 66.02
					24189-	2100-	52311- 0000- 512001- 1214- 00000 63.97-
			Reversal of EX24-00605		24189-	2100-	52311- 0000- 512001- 1214- 00000 63.97
					24189-	2100-	52313- 0000- 512001- 1214- 00000 1.43
			Adjustment - December 2023		24189-	2100-	52313- 0000- 512001- 1214- 00000 1.43-
					24189-	2100-	52314- 0000- 512001- 1214- 00000 .62-
			Reversal of EX24-00605		24189-	2100-	52314- 0000- 512001- 1214- 00000 .62
20231209-REG			NMPSIA (900001/1) 12/09/2023 (REG)		11000-	- 23125-	- - - 8,100.62
			Reversal of EX24-00607		11000-	- 23125-	- - - 8,100.62-
					24101-	- 23125-	- - - 36.36-
			NMPSIA (900001/1) 12/09/2023 (REG)		24101-	- 23125-	- - - 36.36
					24106-	- 23125-	- - - 49.03
			Reversal of EX24-00607		24106-	- 23125-	- - - 49.03-
			NMPSIA (900001/1) 12/09/2023 (REG)		24189-	- 23125-	- - - 36.73
			Reversal of EX24-00607		24189-	- 23125-	- - - 36.73-
			NMPSIA (900001/1) 12/09/2023 (REG)		24330-	- 23125-	- - - 803.15
			Reversal of EX24-00607		24330-	- 23125-	- - - 803.15-
					27407-	- 23125-	- - - 602.40-
			NMPSIA (900001/1) 12/09/2023 (REG)		27407-	- 23125-	- - - 602.40
			Reversal of EX24-00607		27901-	- 23125-	- - - .43-
			NMPSIA (900001/1) 12/09/2023 (REG)		27901-	- 23125-	- - - .43
20231222-REG			NMPSIA (900001/1) 12/22/2023 (REG)		11000-	- 23125-	- - - 8,100.56
			Reversal of EX24-00606		11000-	- 23125-	- - - 8,100.56-
					24101-	- 23125-	- - - 36.35-
			NMPSIA (900001/1) 12/22/2023 (REG)		24101-	- 23125-	- - - 36.35
					24106-	- 23125-	- - - 49.03
			Reversal of EX24-00606		24106-	- 23125-	- - - 49.03-
					24189-	- 23125-	- - - 36.73-
			NMPSIA (900001/1) 12/22/2023 (REG)		24189-	- 23125-	- - - 36.73
					24330-	- 23125-	- - - 803.13
			Reversal of EX24-00606		24330-	- 23125-	- - - 803.13-
					27407-	- 23125-	- - - 602.39-
			NMPSIA (900001/1) 12/22/2023 (REG)		27407-	- 23125-	- - - 602.39

Selection Sorted by Check Number, Inv #, Include Address=No, (Org = 120, Source = N, Pay To = N, Payment Method = N, Starting Check Date = 2/1/2024, Ending Check Date = 2/29/2024, Summary? = N, Sort/Group 1 = , Sort/Group 2 =)



Bank Account 120MAIN - Wells Fargo Operating Account

Payment Id	Comment							
Check # 14329	11000	02/12/2024	Check Amt	20,118.26	Status Voided	NMPSIA (900001/1) - continued		
20231222-REG			NMPSIA (900001/1) 12/22/2023 (REG)			27901-	- 23125-	- - - .43
			Reversal of EX24-00606			27901-	- 23125-	- - - .43-
Check # 14330	11000	02/08/2024	Check Amt	19,253.00	Status Printed	NMPSIA (900001/1)		
202401-ADJ			202401-ADJ			11000- 1000- 51100- 1010- 512001- 1411- 00000		39.64
						11000- 1000- 52311- 2000- 512001- 1412- 00000		28.12-
20240110-REG			NMPSIA (900001/1) 01/10/2024 (REG)			11000-	- 23125-	- - - 8,092.69
						24101-	- 23125-	- - - 36.36
						24106-	- 23125-	- - - 49.03
						24189-	- 23125-	- - - 36.73
						24330-	- 23125-	- - - 803.15
						27407-	- 23125-	- - - 602.40
						27901-	- 23125-	- - - .43
20240125-REG			NMPSIA (900001/1) 01/25/2024 (REG)			11000-	- 23125-	- - - 8,092.63
						24101-	- 23125-	- - - 36.35
						24106-	- 23125-	- - - 49.03
						24189-	- 23125-	- - - 36.73
						24330-	- 23125-	- - - 803.13
						27407-	- 23125-	- - - 602.39
						27901-	- 23125-	- - - .43
* Break in sequence								
Check # 14332	11000	02/14/2024	Check Amt	354.89	Status Printed	ABCWUA (001289/1)		
505309128718			FY24 Water Utilities			11000- 2600- 54415- 0000- 512001- 0000- 00000		19.11
515075785627			FY24 Water Utilities			11000- 2600- 54415- 0000- 512001- 0000- 00000		335.78
Check # 14333	21000	02/14/2024	Check Amt	2,733.75	Status Printed	ACES (001522/2)		
12630			FY24 Food Services			21000- 3100- 56116- 0000- 512001- 0000- 00000		2,733.75
Check # 14334	11000	02/14/2024	Check Amt	582.23	Status Printed	Amazon Capital Services, Inc (001361/2)		
1DMV-6DQF-P1LV			Office Supplies			11000- 2400- 56118- 0000- 512001- 0000- 00000		421.98
1FG7-4JTP-3LWH			Classroom Supplies			11000- 1000- 56118- 1010- 512001- 0000- 00000		59.98
1QCL-1QGN-YKHW			Club Tuesday Supplies			11000- 2400- 56118- 0000- 512001- 0000- 00000		80.30
1XXC-WMNF-61YR			Entrepreneur Forum Supplies			23000- 1000- 56118- 1010- 512001- 0000- 00000		19.97
Check # 14335	11000	02/14/2024	Check Amt	72.65	Status Printed	Catholic Community Services. (010180/1)		
1691-12288			Interpreter Services			11000- 2100- 53217- 2000- 512001- 0000- 00000		72.65
Check # 14336	11000	02/14/2024	Check Amt	1,514.82	Status Printed	Charter School Testing Svcs. (000307/1)		
2324106			FY24 Testing Services			11000- 2200- 55915- 0000- 512001- 0000- 00000		1,514.82

Selection Sorted by Check Number, Inv #, Include Address=No, (Org = 120, Source = N, Pay To = N, Payment Method = N, Starting Check Date = 2/1/2024, Ending Check Date = 2/29/2024, Summary? = N, Sort/Group 1 = , Sort/Group 2 =)



Bank Account 120MAIN - Wells Fargo Operating Account

Payment Id	Comment					
Check # 14337	11000	02/14/2024	Check Amt	500.00	Status Printed	Cooperative Educational Services (000327/3)
13-003188		TAP Prof Development				11000- 2400- 53330- 0000- 512001- 0000- 00000 500.00
Check # 14338	11000	02/14/2024	Check Amt	321.32	Status Printed	Dry Fly Enterprises, Inc (010170/1)
IN64780		FY24 IT Services				11000- 2500- 54320- 0000- 512001- 0000- 00000 321.32
Check # 14339	11000	02/14/2024	Check Amt	1,314.71	Status Printed	Lock Box EM3 Networks LLC (010028/2)
18516		FY24 Internet Services				11000- 2600- 54416- 0000- 512001- 0000- 00000 1,314.71
Check # 14340	11000	02/14/2024	Check Amt	1,225.28	Status Printed	Panoptic Clean LLC (010195/1)
2360		FY 24 Cleaning Services Panoptic				11000- 2600- 55915- 0000- 512001- 0000- 00000 1,225.28
Check # 14341	11000	02/14/2024	Check Amt	207.09	Status Printed	Pitney Bowes Global Financial Services (000762/2)
3318734572		FY24 Postage and Postal Rental				11000- 2500- 54620- 0000- 512001- 0000- 00000 207.09
Check # 14342	11000	02/21/2024	Check Amt	1,592.22	Status Printed	AJF Enterprise Inc (010154/1)
11558		FY24 Security Services				11000- 2600- 55915- 0000- 512001- 0000- 00000 1,592.22
Check # 14343	11000	02/21/2024	Check Amt	1,168.94	Status Printed	Amazon Capital Services, Inc (001361/2)
133N-KD6F-JCDM		Classroom Supplies				11000- 1000- 56119- 1010- 512001- 0000- 00000 1,149.95
1X3N-N1JM-X3T3		Entrepreneur Forum Supplies				23000- 1000- 56118- 1010- 512001- 0000- 00000 18.99
Check # 14344	11000	02/21/2024	Check Amt	225.00	Status Printed	Arness, Tani (000696/1)
200008549		NMASBO-Spring Budget Workshop Reimbursement				11000- 2300- 53330- 0000- 512001- 0000- 00000 225.00
Check # 14345	11000	02/21/2024	Check Amt	273.66	Status Printed	Bowers, Amy (010106/1)
040220		Self-Care Items supplies FY24				11000- 1000- 56118- 1010- 512001- 0000- 00000 19.40
090570		Self-Care Items supplies FY24				11000- 1000- 56118- 1010- 512001- 0000- 00000 90.20
114-0048842-6641879		Self-Care Items supplies FY24				11000- 1000- 56118- 1010- 512001- 0000- 00000 29.44
114-8677839		Self-Care Items supplies FY24				11000- 1000- 56118- 1010- 512001- 0000- 00000 112.02
403800425310		Self-Care Items supplies FY24				11000- 1000- 56118- 1010- 512001- 0000- 00000 22.60
Check # 14346	11000	02/21/2024	Check Amt	120.75	Status Printed	Century Link (001355/1)
272 20240201		FY24 Phone, Fax Service				11000- 2600- 54416- 0000- 512001- 0000- 00000 120.75
Check # 14347	11000	02/21/2024	Check Amt	1,182.63	Status Printed	Cooperative Educational Services (000327/3)
36-050769		FY24 Diagnosticians				11000- 2100- 53211- 2000- 512001- 0000- 00000 1,095.19 11000- 2100- 53216- 2000- 512001- 0000- 00000 87.44
Check # 14348	11000	02/21/2024	Check Amt	2,884.24	Status Printed	Dry Fly Enterprises, Inc (010170/1)
IN65961		FY24 IT Services				11000- 2500- 54320- 0000- 512001- 0000- 00000 2,884.24
Check # 14349	11000	02/21/2024	Check Amt	1,366.28	Status Printed	JMP Academy (010198/1)
1585		Stars Reporting				11000- 2100- 55915- 0000- 512001- 0000- 00000 683.14
1695		Stars Reporting				11000- 2100- 55915- 0000- 512001- 0000- 00000 683.14
Check # 14350	11000	02/21/2024	Check Amt	8,231.80	Status Printed	LSG and Associates Inc (010013/1)

Selection Sorted by Check Number, Inv #, Include Address=No, (Org = 120, Source = N, Pay To = N, Payment Method = N, Starting Check Date = 2/1/2024, Ending Check Date = 2/29/2024, Summary? = N, Sort/Group 1 = , Sort/Group 2 =)



Bank Account 120MAIN - Wells Fargo Operating Account

Payment Id	Comment					
Check # 14350	11000	02/21/2024	Check Amt	8,231.80	Status Printed	LSG and Associates Inc (010013/1) - continued
7700		FY24 SLP				11000- 2100- 53212- 2000- 512001- 0000- 00000 2,437.50
7701		FY24 SLP				11000- 2100- 53213- 2000- 512001- 0000- 00000 225.00
7702		FY24 SLP				11000- 2100- 53213- 2000- 512001- 0000- 00000 5,569.30
* Break in sequence						
Check # 14352	11000	02/28/2024	Check Amt	633.94	Status Printed	Century Link (001355/1)
676716196		FY24 Phone, Fax Servicie				11000- 2600- 54416- 0000- 512001- 0000- 00000 633.94
Check # 14353	11000	02/28/2024	Check Amt	69.50	Status Printed	Crystal Springs Bottled Water (000334/3)
9251846		FY24 Bottled Water				11000- 2400- 56118- 0000- 512001- 0000- 00000 69.50
Check # 14354	11000	02/28/2024	Check Amt	2,586.00	Status Printed	JD and K Construction LLC (010206/1)
20240226		Construction Services				11000- 2600- 54312- 0000- 512001- 0000- 00000 2,586.00
Check # 14355	11000	02/28/2024	Check Amt	139.91	Status Printed	LaBarge Landscape (010003/1)
46079		FY24 Landscaping Services				11000- 2600- 54312- 0000- 512001- 0000- 00000 139.91
Check # 14356	11000	02/28/2024	Check Amt	2,536.95	Status Printed	Lang, David (001534/1)
20240215		Exeter Academy Conference				11000- 2200- 53330- 0000- 512001- 0000- 00000 1,930.00
4Q67TQ		Exeter Academy Conference				11000- 2200- 53330- 0000- 512001- 0000- 00000 606.95
Check # 14357	11000	02/28/2024	Check Amt	1,225.28	Status Printed	Panoptic Clean LLC (010195/1)
2378		FY 24 Cleaning Services Panoptic				11000- 2600- 55915- 0000- 512001- 0000- 00000 1,225.28
Check # 14358	11000	02/28/2024	Check Amt	1,504.59	Status Printed	PNM (000528/1)
20240216		FY24 Utilities - Electriciy				11000- 2600- 54411- 0000- 512001- 0000- 00000 1,504.59
Check # 14359	11000	02/28/2024	Check Amt	1,384.90	Status Printed	Scenario Learning, LLC (010161/3)
INV89402		Annual Subscripton , Training				11000- 2200- 56113- 0000- 512001- 0000- 00000 1,384.90
Number of Items	60			209,737.47	Totals for Org 2	

Bank Account 120MAIN - Wells Fargo Operating Account

2024 Org Recap

120 - Cesar Chavez Community

Check #	14296	through	ACH-00003746	Total Count	110	\$326,458.02
---------	-------	---------	--------------	-------------	-----	--------------

11000-11011*		121,664.81-
11000-23123	3,155.82	
11000-23124	30,348.60	
11000-23125	16,185.32	
11000-23142	3,121.96	
11000-23147	200.00	
11000-51100	39.64	
11000-52311		28.12-
11000-52312	.00	.00
11000-52313	.00	.00
11000-52314	.00	.00
11000-52315	.00	.00
11000-53211	4,041.22	
11000-53212	2,437.50	
11000-53213	5,794.30	
11000-53216	97.16	
11000-53217	72.65	
11000-53330	3,261.95	
11000-53411	968.63	
11000-53413	5,381.26	
11000-53414	11,076.41	
11000-53711	59.00	
11000-54312	3,210.22	
11000-54320	3,205.56	
11000-54411	1,504.59	
11000-54415	366.02	
11000-54416	2,387.84	
11000-54620	1,796.37	
11000-54640	8,100.75	
11000-55400	265.87	
11000-55915	9,191.67	
11000-56110	1,102.33	
11000-56112	26.00	

Selection Sorted by Check Number, Inv #, Include Address=No, (Org = 120, Source = N, Pay To = N, Payment Method = N, Starting Check Date = 2/1/2024, Ending Check Date = 2/29/2024, Summary? = N, Sort/Group 1 = , Sort/Group 2 =)



Bank Account 120MAIN - Wells Fargo Operating Account

2024 Org Recap (continued)

120 - Cesar Chavez Community

Check # 14296 through ACH-00003746 Total Count 110 \$326,458.02 (continued)

11000-56113	1,384.90	
11000-56118	1,759.44	
11000-56119	1,149.95	
Totals for Fund 11000	121,692.93	121,692.93-
21000-11011*		2,733.75-
21000-56116	2,733.75	
Totals for Fund 21000	2,733.75	2,733.75-
23000-11011*		38.96-
23000-56118	38.96	
Totals for Fund 23000	38.96	38.96-
24101-11011*		1,080.05-
24101-23123	89.90	
24101-23124	864.60	
24101-23125	72.71	
24101-23142	52.84	
Totals for Fund 24101	1,080.05	1,080.05-
24106-11011*		382.68-
24106-23123	24.32	
24106-23124	233.88	
24106-23125	98.06	
24106-23142	26.42	
Totals for Fund 24106	382.68	382.68-
24189-11011*		286.76-
24189-23123	18.24	
24189-23124	175.26	
24189-23125	73.46	
24189-23142	19.80	
24189-52311	.00	.00
24189-52313	.00	.00
24189-52314	.00	.00
Totals for Fund 24189	286.76	286.76-

Bank Account 120MAIN - Wells Fargo Operating Account

2024 Org Recap (continued)

120 - Cesar Chavez Community

Check # 14296 through ACH-00003746 Total Count 110 \$326,458.02 (continued)

24330-11011*		5,761.48-
24330-23123	356.96	
24330-23124	3,432.51	
24330-23125	1,606.28	
24330-23142	325.72	
24330-54416	40.01	
Totals for Fund 24330	5,761.48	5,761.48-
27407-11011*		3,368.15-
27407-23123	186.42	
27407-23124	1,792.86	
27407-23125	1,204.79	
27407-23142	184.08	
Totals for Fund 27407	3,368.15	3,368.15-
27901-11011*		608.48-
27901-23123	52.88	
27901-23124	508.48	
27901-23125	.86	
27901-23142	46.26	
Totals for Fund 27901	608.48	608.48-
31200-11011*		10,976.58-
31200-54640	10,976.58	
Totals for Fund 31200	10,976.58	10,976.58-
31400-11011*		3,279.99-
31400-57331	3,279.99	
Totals for Fund 31400	3,279.99	3,279.99-
31701-11011*		66.26-
31701-57340	66.26	
Totals for Fund 31701	66.26	66.26-
Totals for Org 120	150,276.07	150,276.07-
Net change to Cash 11011		150,247.95- Credit

* denotes System Generated entry

Bank Account 120MAIN - Wells Fargo Operating Account

2024 Org Recap (continued)

Number of Items 60 209,737.47 Report Totals


Pay Date 02/10/2024

Employee Name	Day-EmpId-Org	Amount	Sender Transit #	BatchId
AGUILAR, MARGARET A	041-000163-0120	1,933.14	10700219	PR240210A01
ALTON, AMANDA L	041-000194-0120	2,469.24	10700219	PR240210A01
ARNESS, TANI	041-000045-0120	3,093.53	10700219	PR240210A01
BETENBOUGH, KYLE	041-000171-0120	1,274.16	10700219	PR240210A01
BLAIR, HEATHER B	041-000197-0120	2,397.50 *	10700219	PR240210M01
BOWERS, AMY	041-000178-0120	1,895.23	10700219	PR240210A01
BROWN, ROBIN E	041-000182-0120	2,081.36	10700219	PR240210A01
BUTTERWORTH, PAULA J	041-000199-0120	1,000.76 *	10700219	PR240210M01
CHAVEZ, SAMANTHA J	041-000164-0120	1,421.90	10700219	PR240210A01
CUARA-MARTINEZ, KARINA	041-000079-0120	1,578.06	10700219	PR240210A01
DOUGHERTY, AUSTIN	041-000187-0120	1,998.27	10700219	PR240210A01
ESPINO, ANGELICA	041-000190-0120	1,261.53	10700219	PR240210A01
EVERETT, NATHAN R	041-000127-0120	2,207.10	10700219	PR240210A01
GUAJARDO, ELISEO	041-000186-0120	1,866.23	10700219	PR240210A01
GUAJARDO, ESTRELLA	041-000200-0120	.00	10700219	PR240210C01
IHM, LAURIE A	041-000118-0120	2,288.59	10700219	PR240210A01
KRUGER, ASHLEY	041-000195-0120	2,294.98 *	10700219	PR240210M01
LANG, DAVID R	041-000132-0120	2,519.05	10700219	PR240210A01
LIRA-PEREZ, NORMA C	041-000180-0120	1,080.86	10700219	PR240210A01
MOLINA, STEPHANIE M	041-000193-0120	1,887.12	10700219	PR240210A01
NAGURSKI, BENJAMIN	041-000176-0120	1,381.32	10700219	PR240210A01
OLMOS, EVELYN	041-000196-0120	1,759.97 *	10700219	PR240210M01
REEDER, LAWRENCE	041-000172-0120	1,872.71	10700219	PR240210A01
SMITH, BRIGID	041-000198-0120	2,214.00 *	10700219	PR240210M01
Total		43,776.61		

Number of Employees 24 Number of Prenotes 1

* denotes Emailed

Selection Grouped by Org, Pay Date - Sorted by Employee Name, (Org = 120, Pay Schedule Type IN ('1','2'), Recaps? = Y)



Pay Date 02/10/2024		Recap: Prenotes		
Employee Name	Day-EmpId-Org	Amount	Sender Transit #	BatchId
GUAJARDO, ESTRELLA	041-000200-0120			PR240210C01
Number of Employees		Total Lines	1	

* denotes Emailed

Pay Date 02/24/2024					
Employee Name	Day-EmpId-Org	Amount	Sender Transit #	BatchId	
AGUILAR, MARGARET A	055-000163-0120	1,933.15	10700219	PR240224A01	
ALTON, AMANDA L	055-000194-0120	2,469.24	10700219	PR240224A01	
ARNES, TANI	055-000045-0120	3,093.53	10700219	PR240224A01	
BETENBOUGH, KYLE	055-000171-0120	1,274.17	10700219	PR240224A01	
BLAIR, HEATHER B	055-000197-0120	2,397.50 *	10700219	PR240224M01	
BOWERS, AMY	055-000178-0120	1,895.23	10700219	PR240224A01	
BROWN, ROBIN E	055-000182-0120	2,081.36	10700219	PR240224A01	
BUTTERWORTH, PAULA J	055-000199-0120	448.79 *	10700219	PR240224M01	
CHAVEZ, SAMANTHA J	055-000164-0120	1,421.90	10700219	PR240224A01	
CUARA-MARTINEZ, KARINA	055-000079-0120	1,578.06	10700219	PR240224A01	
DOUGHERTY, AUSTIN	055-000187-0120	1,998.27	10700219	PR240224A01	
ESPINO, ANGELICA	055-000190-0120	1,261.53	10700219	PR240224A01	
EVERETT, NATHAN R	055-000127-0120	2,207.10	10700219	PR240224A01	
GUAJARDO, ELISEO	055-000186-0120	1,866.23	10700219	PR240224A01	
GUAJARDO, ESTRELLA	055-000200-0120	856.20	10700219	PR240224A01	
IHM, LAURIE A	055-000118-0120	2,288.59	10700219	PR240224A01	
KRUGER, ASHLEY	055-000195-0120	2,294.99 *	10700219	PR240224M01	
LANG, DAVID R	055-000132-0120	2,519.05	10700219	PR240224A01	
LIRA-PEREZ, NORMA C	055-000180-0120	1,129.14	10700219	PR240224A01	
MOLINA, STEPHANIE M	055-000193-0120	1,887.12	10700219	PR240224A01	
NAGURSKI, BENJAMIN	055-000176-0120	1,381.32	10700219	PR240224A01	
OLMOS, EVELYN	055-000196-0120	1,759.97 *	10700219	PR240224M01	
REEDER, LAWRENCE	055-000172-0120	1,872.72	10700219	PR240224A01	
SMITH, BRIGID	055-000198-0120	2,214.00 *	10700219	PR240224M01	
Total		44,129.16			
Number of Employees	24	Number of Prenotes	0		

* denotes Emailed

Balances through 02/29/2024					Fiscal Year 2023/24	
Funds- Func- Obj ct - Pr gm- Locat n- JbCl - Opt nl	Description	Adopted Budget	Revised Budget	Revenue	Account Balance	
Funds 11000 - Operational, Func 0000 - NoFunctionCode						
11000- 0000- 41920- 0000- 512001- 0000- 00000	PrivContrbsDntn			864.00	864.00-	
11000- 0000- 41980- 0000- 512001- 0000- 00000	RefPriorYearExp			734.56	734.56-	
11000- 0000- 43101- 0000- 512001- 0000- 00000	StEqulzGuarantee	2,321,420.00	2,321,420.00	1,633,239.82	688,180.18	
11000- 0000- 46100- 0000- 512001- 0000- 00000	AccessBrdE-Rate	13,985.00	13,985.00		13,985.00	
Total for Funds 11000, Func 0000 and Revenue accounts		2,335,405.00	2,335,405.00	1,634,838.38	700,566.62	
Funds 21000 - Food Svcs, Func 0000 - NoFunctionCode						
21000- 0000- 44500- 0000- 512001- 0000- 00000	ResGtsFedThruSt	30,000.00	30,000.00	10,246.27	19,753.73	
Total for Funds 21000, Func 0000 and Revenue accounts		30,000.00	30,000.00	10,246.27	19,753.73	
Funds 21100 - Unvrsl FreeMeal, Func 0000 - NoFunctionCode						
21100- 0000- 43203- 0000- 512001- 0000- 00000	St.DirectGrants		37.00	1,264.42	1,227.42-	
Total for Funds 21100, Func 0000 and Revenue accounts		.00	37.00	1,264.42	1,227.42-	
Funds 23000 - Non-InstrectSupp, Func 0000 - NoFunctionCode						
23000- 0000- 41920- 0000- 512001- 0000- 00000	PrivContrbsDntn		6,252.00	6,324.03	72.03-	
Total for Funds 23000, Func 0000 and Revenue accounts		.00	6,252.00	6,324.03	72.03-	
Funds 24101 - Title I - IASA, Func 0000 - NoFunctionCode						
24101- 0000- 44500- 0000- 512001- 0000- 00000	ResGtsFedThruSt	75,664.00	75,664.00	26,519.43	49,144.57	
24101- 0000- 44504- 0000- 512001- 0000- 00000	Revenue			22,865.61	22,865.61-	
Total for Funds 24101, Func 0000 and Revenue accounts		75,664.00	75,664.00	49,385.04	26,278.96	
Funds 24106 - IDEABEntitlemnt, Func 0000 - NoFunctionCode						
24106- 0000- 44500- 0000- 512001- 0000- 00000	ResGtsFedThruSt	36,527.00	36,527.00	18,825.34	17,701.66	
24106- 0000- 44504- 0000- 512001- 0000- 00000	Revenue			5,589.79	5,589.79-	
Total for Funds 24106, Func 0000 and Revenue accounts		36,527.00	36,527.00	24,415.13	12,111.87	
Funds 24154 - TchPrinTrainRec, Func 0000 - NoFunctionCode						
24154- 0000- 44500- 0000- 512001- 0000- 00000	ResGtsFedThruSt	6,225.00	6,225.00		6,225.00	
24154- 0000- 44504- 0000- 512001- 0000- 00000	Revenue			5,138.87	5,138.87-	
Total for Funds 24154, Func 0000 and Revenue accounts		6,225.00	6,225.00	5,138.87	1,086.13	
Funds 24174 - CP-Second-Curr, Func 0000 - NoFunctionCode						
24174- 0000- 44500- 0000- 512001- 0000- 00000	ResGtsFedThruSt	7,529.00	7,529.00	77.00	7,452.00	
24174- 0000- 44504- 0000- 512001- 0000- 00000	Revenue			2,111.65	2,111.65-	
Total for Funds 24174, Func 0000 and Revenue accounts		7,529.00	7,529.00	2,188.65	5,340.35	
Funds 24189 - SSAE Title IV, Func 0000 - NoFunctionCode						

Selection Grouped by Account Type, Filtered by User Permissions, (Org = 120, Online/Offline = N, Period = 8, UnPosted JEs? = N, Assets and Liabilities? = N, Restricted Accts? = Y, Objc = 4, Obj Digits = 0, Page Break Lvl =)

Balances through 02/29/2024					Fiscal Year 2023/24	
Funds- Func- Obj ct - Pr gm- Locat n- JbCl - Opt nl	Description	Adopted Budget	Revised Budget	Revenue	Account Balance	
Funds 24189 - SSAE Title IV, Func 0000 - NoFunctionCode						
24189- 0000- 44500- 0000- 512001- 0000- 00000	ResGtsFedThruSt	10,000.00	10,000.00	3,736.69	6,263.31	
24189- 0000- 44504- 0000- 512001- 0000- 00000	Revenue			2,809.63	2,809.63-	
Total for Funds 24189, Func 0000 and Revenue accounts		10,000.00	10,000.00	6,546.32	3,453.68	
Funds 24190 - Title I CSI, Func 0000 - NoFunctionCode						
24190- 0000- 44500- 0000- 512001- 0000- 00000	ResGtsFedThruSt			91,563.84	91,563.84-	
24190- 0000- 44504- 0000- 512001- 0000- 00000	Revenue	91,564.00	91,564.00		91,564.00	
Total for Funds 24190, Func 0000 and Revenue accounts		91,564.00	91,564.00	91,563.84	.16	
Funds 24308 - CRRSA, ESSER II, Func 0000 - NoFunctionCode						
24308- 0000- 44504- 0000- 512001- 0000- 00000	Revenue			73,377.45	73,377.45-	
Total for Funds 24308, Func 0000 and Revenue accounts		.00	.00	73,377.45	73,377.45-	
Funds 24330 - ESSER III, Func 0000 - NoFunctionCode						
24330- 0000- 44500- 0000- 512001- 0000- 00000	ResGtsFedThruSt	237,622.00	242,368.00	104,925.63	137,442.37	
24330- 0000- 44504- 0000- 512001- 0000- 00000	Revenue			41,380.49	41,380.49-	
Total for Funds 24330, Func 0000 and Revenue accounts		237,622.00	242,368.00	146,306.12	96,061.88	
Funds 24346 - IDEA-ARP, Func 0000 - NoFunctionCode						
24346- 0000- 44504- 0000- 512001- 0000- 00000	Revenue			12,192.95	12,192.95-	
Total for Funds 24346, Func 0000 and Revenue accounts		.00	.00	12,192.95	12,192.95-	
Funds 24349 - ARP Preschool, Func 0000 - NoFunctionCode						
24349- 0000- 44500- 0000- 512001- 0000- 00000	ResGtsFedThruSt	1,034.00	1,034.00		1,034.00	
Total for Funds 24349, Func 0000 and Revenue accounts		1,034.00	1,034.00	.00	1,034.00	
Funds 26207 - CNM Foundation, Func 0000 - NoFunctionCode						
26207- 0000- 41921- 0000- 512001- 0000- 00000	InstCatgorical	500.00	500.00		500.00	
Total for Funds 26207, Func 0000 and Revenue accounts		500.00	500.00	.00	500.00	
Funds 27107 - 2012GOBondsB66, Func 0000 - NoFunctionCode						
27107- 0000- 43202- 0000- 512001- 0000- 00000	StFlowThruGrant		4,291.00		4,291.00	
27107- 0000- 43204- 0000- 512001- 0000- 00000	PriorYearBalnce	2,873.00	2,873.00	3,444.00	571.00-	
Total for Funds 27107, Func 0000 and Revenue accounts		2,873.00	7,164.00	3,444.00	3,720.00	
Funds 27109 - IM-GAA of 2019, Func 0000 - NoFunctionCode						
27109- 0000- 43202- 0000- 512001- 0000- 00000	StFlowThruGrant	3,538.00	3,538.00	3,538.15	.15-	
Total for Funds 27109, Func 0000 and Revenue accounts		3,538.00	3,538.00	3,538.15	.15-	
Funds 27407 - FII, Func 0000 - NoFunctionCode						

Selection Grouped by Account Type, Filtered by User Permissions, (Org = 120, Online/Offline = N, Period = 8, UnPosted JEs? = N, Assets and Liabilities? = N, Restricted Accts? = Y, Objct = 4, Obj Digits = 0, Page Break Lvl =)

Balances through 02/29/2024					Fiscal Year 2023/24	
Funds- Func- Obj ct - Pr gm- Locat n- Jb Cl - Opt nl	Description	Adopted Budget	Revised Budget	Revenue	Account Balance	
Funds 27407 - FII, Func 0000 - NoFunctionCode						
27407- 0000- 43202- 0000- 512001- 0000- 00000	StFlowThruGrant	112,478.00	112,478.00	40,234.89	72,243.11	
27407- 0000- 43204- 0000- 512001- 0000- 00000	PriorYearBalnce			32,596.92	32,596.92-	
Total for Funds 27407, Func 0000 and Revenue accounts		112,478.00	112,478.00	72,831.81	39,646.19	
Funds 27502 - Next Gen CTE, Func 0000 - NoFunctionCode						
27502- 0000- 43202- 0000- 512001- 0000- 00000	StFlowThruGrant	57,285.00	57,285.00	367.00	56,918.00	
27502- 0000- 43204- 0000- 512001- 0000- 00000	PriorYearBalnce			1,587.78	1,587.78-	
Total for Funds 27502, Func 0000 and Revenue accounts		57,285.00	57,285.00	1,954.78	55,330.22	
Funds 27901 - Indian Ed Act, Func 0000 - NoFunctionCode						
27901- 0000- 43202- 0000- 512001- 0000- 00000	StFlowThruGrant	54,526.00	54,526.00	5,944.63	48,581.37	
Total for Funds 27901, Func 0000 and Revenue accounts		54,526.00	54,526.00	5,944.63	48,581.37	
Funds 28211 - Covid-19 Test., Func 0000 - NoFunctionCode						
28211- 0000- 43203- 0000- 512001- 0000- 00000	St.DirectGrants	19,584.00	19,584.00	52,518.62	32,934.62-	
Total for Funds 28211, Func 0000 and Revenue accounts		19,584.00	19,584.00	52,518.62	32,934.62-	
Funds 31200 - PubSchCapOutlay, Func 0000 - NoFunctionCode						
31200- 0000- 43209- 0000- 512001- 0000- 00000	PSCOC Awards		131,719.00	39,250.75	92,468.25	
Total for Funds 31200, Func 0000 and Revenue accounts		.00	131,719.00	39,250.75	92,468.25	
Funds 31400 - SpcCapOutlaySt, Func 0000 - NoFunctionCode						
31400- 0000- 43202- 0000- 512001- 0000- 00000	StFlowThruGrant	95,000.00	95,000.00	116,000.00	21,000.00-	
31400- 0000- 43204- 0000- 512001- 0000- 00000	PriorYearBalnce	182,417.00	195,446.00	107,944.42	87,501.58	
Total for Funds 31400, Func 0000 and Revenue accounts		277,417.00	290,446.00	223,944.42	66,501.58	
Funds 31600 - CapImprvmtsHB33, Func 0000 - NoFunctionCode						
31600- 0000- 41110- 0000- 512001- 0000- 00000	AdValoremTaxDst	116,072.00	116,072.00	75,305.10	40,766.90	
Total for Funds 31600, Func 0000 and Revenue accounts		116,072.00	116,072.00	75,305.10	40,766.90	
Funds 31700 - CapImprvmtsSB-9, Func 0000 - NoFunctionCode						
31700- 0000- 43204- 0000- 512001- 0000- 00000	PriorYearBalnce	6,059.00	6,059.00		6,059.00	
Total for Funds 31700, Func 0000 and Revenue accounts		6,059.00	6,059.00	.00	6,059.00	
Funds 31701 - CapImprvsSB9Loc, Func 0000 - NoFunctionCode						
31701- 0000- 41110- 0000- 512001- 0000- 00000	AdValoremTaxDst	58,871.00	58,871.00	38,177.70	20,693.30	
Total for Funds 31701, Func 0000 and Revenue accounts		58,871.00	58,871.00	38,177.70	20,693.30	
Funds 31703 - SB9StateMAth, Func 0000 - NoFunctionCode						
31703- 0000- 43202- 0000- 512001- 0000- 00000	StFlowThruGrant		15,496.00	23,469.41	7,973.41-	

Selection Grouped by Account Type, Filtered by User Permissions, (Org = 120, Online/Offline = N, Period = 8, UnPosted JEs? = N, Assets and Liabilities? = N, Restricted Accts? = Y, Objct = 4, Obj Digits = 0, Page Break Lvl =)

Balances through 02/29/2024

Fiscal Year 2023/24

Funds- Func- Obj ct - Pr gm- Locat n- JbCl - Opt nl	Description	Adopted Budget	Revised Budget	Revenue	Account Balance
Total for Funds 31703, Func 0000 and Revenue accounts		.00	15,496.00	23,469.41	7,973.41-
Total for Org 120 - Cesar Chavez Community		3,540,773.00	3,716,343.00	2,604,166.84	1,112,176.16

Balances through 02/29/2024						Fiscal Year 2023/24
Funds- Func- Obj ct - Pr gm- Locat n- JbCl - Opt nl	Description	Adopted Budget	Revised Budget	Encumbered	Expenditure	Account Balance
Funds 11000 - Operational, Func 1000 - Instruction						
11000- 1000- 51100- 0000- 512001- 1611- 00000	SalariesExpense,SubsSickL	20,000.00	20,000.00		151.20	19,848.80
11000- 1000- 51100- 1010- 512001- 1411- 00000	SalariesExpense,Teachers	470,271.00	536,593.00	256,634.02	279,998.10	39.12-
11000- 1000- 51100- 1010- 512001- 1612- 00000	SalariesExpense,SubsOther		1,852.00		1,851.87	.13
11000- 1000- 51100- 1010- 512001- 1711- 00000	SalariesExpense,InstAsst1	68,080.00	7,043.00	4,397.91	7,841.88	5,196.79-
11000- 1000- 51100- 2000- 512001- 1412- 00000	SalariesExpense,Teachers	164,638.00	230,151.00	110,567.49	119,582.67	.84
11000- 1000- 51300- 1010- 512001- 1411- 00000	AddtnlCompenstn,Teachers	37,023.00	26,023.00	12,067.98	12,231.54	1,723.48
11000- 1000- 51300- 1010- 512001- 1711- 00000	AddtnlCompenstn,InstAsst1	13,000.00	13,301.00	6,215.33	7,084.75	.92
11000- 1000- 51300- 9000- 512001- 1411- 00000	AddtnlCompenstn,Teachers	825.00	825.00			825.00
11000- 1000- 52111- 0000- 512001- 1611- 00000	EducRetirement	3,630.00	630.00		27.45	602.55
11000- 1000- 52111- 1010- 512001- 1411- 00000	EducRetirement	92,124.00	101,803.00	48,769.50	53,032.56	.94
11000- 1000- 52111- 1010- 512001- 1612- 00000	EducRetirement		337.00		336.12	.88
11000- 1000- 52111- 1010- 512001- 1711- 00000	EducRetirement	14,646.00	4,646.00	1,926.32	2,709.18	10.50
11000- 1000- 52111- 2000- 512001- 1412- 00000	EducRetirement	29,882.00	41,773.00	20,068.07	21,704.33	.60
11000- 1000- 52111- 9000- 512001- 1411- 00000	EducRetirement	150.00	150.00			150.00
11000- 1000- 52112- 0000- 512001- 1611- 00000	ERARetireeHlth	400.00	400.00		3.02	396.98
11000- 1000- 52112- 1010- 512001- 1411- 00000	ERARetireeHlth	10,149.00	11,218.00	5,373.69	5,843.43	.88
11000- 1000- 52112- 1010- 512001- 1612- 00000	ERARetireeHlth		38.00		37.04	.96
11000- 1000- 52112- 1010- 512001- 1711- 00000	ERARetireeHlth	1,622.00	622.00	212.30	298.54	111.16
11000- 1000- 52112- 2000- 512001- 1412- 00000	ERARetireeHlth	3,293.00	4,603.00	2,211.33	2,391.63	.04
11000- 1000- 52112- 9000- 512001- 1411- 00000	ERARetireeHlth	17.00	17.00			17.00
11000- 1000- 52210- 0000- 512001- 1611- 00000	FICA Payments	1,240.00	240.00		9.38	230.62
11000- 1000- 52210- 1010- 512001- 1411- 00000	FICA Payments	31,420.00	33,413.00	15,995.42	17,417.38	.20
11000- 1000- 52210- 1010- 512001- 1612- 00000	FICA Payments		111.00		110.86	.14
11000- 1000- 52210- 1010- 512001- 1711- 00000	FICA Payments	5,028.00	2,028.00	657.91	911.38	458.71
11000- 1000- 52210- 2000- 512001- 1412- 00000	FICA Payments	10,208.00	13,553.00	6,503.09	7,049.49	.42
11000- 1000- 52210- 9000- 512001- 1411- 00000	FICA Payments	53.00	53.00			53.00
11000- 1000- 52220- 0000- 512001- 1611- 00000	MedicarePaymnts	290.00	290.00		2.19	287.81
11000- 1000- 52220- 1010- 512001- 1411- 00000	MedicarePaymnts	7,363.00	7,814.00	3,740.71	4,073.26	.03
11000- 1000- 52220- 1010- 512001- 1612- 00000	MedicarePaymnts		26.00		25.92	.08
11000- 1000- 52220- 1010- 512001- 1711- 00000	MedicarePaymnts	1,180.00	1,180.00	153.78	213.10	813.12
11000- 1000- 52220- 2000- 512001- 1412- 00000	MedicarePaymnts	2,388.00	3,170.00	1,520.97	1,648.77	.26
11000- 1000- 52220- 9000- 512001- 1411- 00000	MedicarePaymnts	12.00	12.00			12.00
11000- 1000- 52311- 0000- 512001- 1611- 00000	Hth&MedPremiums	11,090.00	1,090.00			1,090.00
11000- 1000- 52311- 1010- 512001- 1411- 00000	Hth&MedPremiums	53,973.00	50,973.00	24,694.05	25,695.28	583.67
11000- 1000- 52311- 1010- 512001- 1612- 00000	Hth&MedPremiums		256.00		255.89	.11
11000- 1000- 52311- 1010- 512001- 1711- 00000	Hth&MedPremiums	8,301.00	3,301.00		2,295.39	1,005.61

Selection Grouped by Account Type, Filtered by User Permissions, (Org = 120, Online/Offline = N, Period = 8, UnPosted JEs? = N, Assets and Liabilities? = N, Restricted Accts? = Y, Objct = 5, Obj Digits = 0, Page Break Lvl =)

Balances through 02/29/2024						Fiscal Year 2023/24
Funds- Func- Obj ct - Pr gm- Locat n- JbCl - Opt nl	Description	Adopted Budget	Revised Budget	Encumbered	Expenditure	Account Balance
Funds 11000 - Operational, Func 1000 - Instruction (continued)						
11000- 1000- 52311- 2000- 512001- 1412- 00000	Hth&MedPremiums	22,866.00	24,667.00	12,788.16	11,518.13	360.71
11000- 1000- 52312- 0000- 512001- 1611- 00000	Life	32.00	32.00			32.00
11000- 1000- 52312- 1010- 512001- 1411- 00000	Life	199.00	260.00	117.98	144.05	2.03-
11000- 1000- 52312- 1010- 512001- 1612- 00000	Life		2.00		1.44	.56
11000- 1000- 52312- 1010- 512001- 1711- 00000	Life	57.00	57.00	5.50	14.62	36.88
11000- 1000- 52312- 2000- 512001- 1412- 00000	Life	64.00	98.00	47.52	47.16	3.32
11000- 1000- 52313- 0000- 512001- 1611- 00000	Dental	411.00	411.00			411.00
11000- 1000- 52313- 1010- 512001- 1411- 00000	Dental	2,914.00	2,914.00	1,254.76	1,360.88	298.36
11000- 1000- 52313- 1010- 512001- 1711- 00000	Dental	484.00	484.00		57.20	426.80
11000- 1000- 52313- 2000- 512001- 1412- 00000	Dental	818.00	818.00	419.10	376.40	22.50
11000- 1000- 52314- 0000- 512001- 1611- 00000	Vision	136.00	136.00			136.00
11000- 1000- 52314- 1010- 512001- 1411- 00000	Vision	533.00	533.00	218.22	243.96	70.82
11000- 1000- 52314- 1010- 512001- 1711- 00000	Vision	46.00	46.00	9.68	6.77	29.55
11000- 1000- 52314- 2000- 512001- 1412- 00000	Vision	208.00	208.00	40.37	44.46	123.17
11000- 1000- 52315- 0000- 512001- 1611- 00000	Disability	384.00	384.00			384.00
11000- 1000- 52315- 1010- 512001- 1411- 00000	Disability	809.00	809.00	348.38	460.66	.04-
11000- 1000- 52315- 1010- 512001- 1711- 00000	Disability	128.00	128.00		27.65	100.35
11000- 1000- 52315- 2000- 512001- 1412- 00000	Disability	336.00	336.00	132.06	124.97	78.97
11000- 1000- 52500- 0000- 512001- 1611- 00000	UnemploymntComp	100.00	100.00		.50	99.50
11000- 1000- 52500- 1010- 512001- 1411- 00000	UnemploymntComp	618.00	956.00	464.76	490.66	.58
11000- 1000- 52500- 1010- 512001- 1612- 00000	UnemploymntComp		7.00		6.11	.89
11000- 1000- 52500- 1010- 512001- 1711- 00000	UnemploymntComp	176.00	176.00	33.90	41.26	100.84
11000- 1000- 52500- 2000- 512001- 1412- 00000	UnemploymntComp	200.00	466.00	179.03	286.83	.14
11000- 1000- 52710- 0000- 512001- 1611- 00000	WorkersCompPrem	235.00	235.00		235.00	
11000- 1000- 52710- 1010- 512001- 1411- 00000	WorkersCompPrem	5,343.00	5,343.00		5,068.00	275.00
11000- 1000- 52710- 1010- 512001- 1711- 00000	WorkersCompPrem	629.00	981.00		981.00	
11000- 1000- 52710- 2000- 512001- 1412- 00000	WorkersCompPrem	1,933.00	1,933.00		939.00	994.00
11000- 1000- 52710- 4025- 512001- 1412- 00000	WorkersCompPrem		994.00		994.00	
11000- 1000- 52720- 0000- 512001- 1611- 00000	WorkrsCompERFee	10.00	10.00			10.00
11000- 1000- 52720- 1010- 512001- 1411- 00000	WorkrsCompERFee	62.00	64.00	34.30	29.01	.69
11000- 1000- 52720- 1010- 512001- 1711- 00000	WorkrsCompERFee	18.00	18.00	1.62	3.11	13.27
11000- 1000- 52720- 2000- 512001- 1412- 00000	WorkrsCompERFee	20.00	26.00	13.80	11.50	.70
11000- 1000- 53330- 1010- 512001- 0000- 00000	ProfessDevelop			1,160.00		1,160.00-
11000- 1000- 53330- 2000- 512001- 0000- 00000	ProfessDevelop			870.00		870.00-
11000- 1000- 53414- 1010- 512001- 0000- 00000	OthProfTechSvcs		4,451.00	4,820.00	2,150.35	2,519.35-
11000- 1000- 53711- 1010- 512001- 0000- 00000	Other Charges	1,300.00	1,300.00	1,164.71	24.00	111.29

Selection Grouped by Account Type, Filtered by User Permissions, (Org = 120, Online/Offline = N, Period = 8, UnPosted JEs? = N, Assets and Liabilities? = N, Restricted Accts? = Y, Objct = 5, Obj Digits = 0, Page Break Lvl =)

Balances through 02/29/2024						Fiscal Year 2023/24
Funds- Func- Obj ct - Pr gm- Locat n- JbCl - Opt nl	Description	Adopted Budget	Revised Budget	Encumbered	Expenditure	Account Balance
Funds 11000 - Operational, Func 1000 - Instruction (continued)						
11000- 1000- 54320- 1010- 512001- 0000- 00000	Tech-R&M	2,300.00	2,300.00			2,300.00
11000- 1000- 54610- 1010- 512001- 0000- 00000	RentLandBldngs	5,000.00	5,000.00	5,000.00		
11000- 1000- 55817- 1010- 512001- 0000- 00000	Student Travel	500.00	1,268.00	1,092.00	415.46	239.46-
11000- 1000- 55819- 1010- 512001- 0000- 00000	EmpTravTeachers	400.00	400.00			400.00
11000- 1000- 55915- 1010- 512001- 0000- 00000	OthContractSvcs	3,750.00	8,875.00	3,500.00	5,375.00	
11000- 1000- 55915- 9000- 512001- 0000- 00000	OthContractSvcs				452.00	452.00-
11000- 1000- 56105- 1010- 512001- 0000- 00000	InstMats-Opr	1,500.00	1,500.00		664.89	835.11
11000- 1000- 56105- 3000- 512001- 0000- 00000	InstMats-Opr	1,450.00	1,450.00			1,450.00
11000- 1000- 56106- 1010- 512001- 0000- 00000	OthClassMats-Op	25,849.00	25,849.00	49.02	989.22	24,810.76
11000- 1000- 56109- 1010- 512001- 0000- 00000	InsMatOnlDgtSub		3,050.00		3,050.00	
11000- 1000- 56110- 1010- 512001- 0000- 00000	InsMatCsh50%Oth			31.00	1,393.08	1,424.08-
11000- 1000- 56112- 1010- 512001- 0000- 00000	Other Textbooks		2,509.00	1,555.36	769.57	184.07
11000- 1000- 56113- 1010- 512001- 0000- 00000	Software	12,000.00	21,506.00	18,790.00	2,715.92	.08
11000- 1000- 56118- 1010- 512001- 0000- 00000	GenSuppliesMats	41,579.00	41,579.00	1,230.08	2,880.58	37,468.34
11000- 1000- 56118- 9000- 512001- 0000- 00000	GenSuppliesMats			200.00		200.00-
11000- 1000- 56119- 1010- 512001- 0000- 00000	SupplAssets<\$5k	400,500.00	249,398.00	6,523.20	18,154.70	224,720.10
11000- 1000- 57331- 1010- 512001- 0000- 00000	FixedAssets>\$5k	340,363.00	300,363.00			300,363.00
Total for Func 1000 and Expense accounts		1,938,556.00	1,833,965.00	583,804.38	637,382.70	612,777.92
Funds 11000 - Operational, Func 2100 - SuppSvcsStudnts						
11000- 2100- 51100- 0000- 512001- 1217- 00000	SalariesExpense,SecClerTe	51,000.00	51,000.00	19,125.00	31,875.00	
11000- 2100- 51100- 0000- 512001- 1218- 00000	SalariesExpense,SchlStude	129,000.00	129,000.00	31,500.00	61,875.00	35,625.00
11000- 2100- 51100- 4025- 512001- 1214- 00000	SalariesExpense,Couns-Soc	69,600.00	69,600.00	31,900.00	37,105.27	594.73
11000- 2100- 51100- 4025- 512001- 1218- 00000	SalariesExpense,SchlStude	68,900.00	68,900.00	25,837.56	43,062.60	.16-
11000- 2100- 52111- 0000- 512001- 1217- 00000	EducRetirement	9,257.00	9,257.00	3,471.21	5,785.35	.44
11000- 2100- 52111- 0000- 512001- 1218- 00000	EducRetirement	23,414.00	23,414.00	5,717.25	11,230.30	6,466.45
11000- 2100- 52111- 4025- 512001- 1214- 00000	EducRetirement	12,633.00	12,633.00	5,789.85	6,734.61	108.54
11000- 2100- 52111- 4025- 512001- 1218- 00000	EducRetirement	12,506.00	12,506.00	4,689.54	7,815.90	.56
11000- 2100- 52112- 0000- 512001- 1217- 00000	ERARetireeHlth	1,020.00	1,020.00	382.50	637.50	
11000- 2100- 52112- 0000- 512001- 1218- 00000	ERARetireeHlth	2,580.00	2,580.00	630.00	1,237.50	712.50
11000- 2100- 52112- 4025- 512001- 1214- 00000	ERARetireeHlth	1,392.00	1,392.00	638.00	742.11	11.89
11000- 2100- 52112- 4025- 512001- 1218- 00000	ERARetireeHlth	1,378.00	1,378.00	516.78	861.30	.08-
11000- 2100- 52210- 0000- 512001- 1217- 00000	FICA Payments	3,162.00	3,162.00	1,142.19	1,904.31	115.50
11000- 2100- 52210- 0000- 512001- 1218- 00000	FICA Payments	7,998.00	7,998.00	1,748.79	3,483.37	2,765.84
11000- 2100- 52210- 4025- 512001- 1214- 00000	FICA Payments	4,316.00	4,316.00	1,881.33	2,187.09	247.58
11000- 2100- 52210- 4025- 512001- 1218- 00000	FICA Payments	4,272.00	4,272.00	1,497.15	2,576.73	198.12
11000- 2100- 52220- 0000- 512001- 1217- 00000	MedicarePaymnts	740.00	740.00	267.12	445.35	27.53

Selection Grouped by Account Type, Filtered by User Permissions, (Org = 120, Online/Offline = N, Period = 8, UnPosted JE? = N, Assets and Liabilities? = N, Restricted Accts? = Y, Objct = 5, Obj Digits = 0, Page Break Lvl =)

Balances through 02/29/2024						Fiscal Year 2023/24
Funds- Func- Obj ct - Pr gm- Locat n- JbCl - Opt nl	Description	Adopted Budget	Revised Budget	Encumbered	Expenditure	Account Balance
Funds 11000 - Operational, Func 2100 - SuppSvcsStudnts (continued)						
11000- 2100- 52220- 0000- 512001- 1218- 00000	MedicarePaymnts	1,871.00	1,871.00	408.96	814.63	647.41
11000- 2100- 52220- 4025- 512001- 1214- 00000	MedicarePaymnts	1,010.00	1,010.00	440.00	511.50	58.50
11000- 2100- 52220- 4025- 512001- 1218- 00000	MedicarePaymnts	1,000.00	1,000.00	350.19	602.61	47.20
11000- 2100- 52311- 0000- 512001- 1217- 00000	Hth&MedPremiums	6,716.00	6,716.00	2,686.14	4,413.93	384.07-
11000- 2100- 52311- 0000- 512001- 1218- 00000	Hth&MedPremiums	24,404.00	24,404.00	7,382.70	12,468.08	4,553.22
11000- 2100- 52311- 4025- 512001- 1214- 00000	Hth&MedPremiums	7,751.00	7,751.00	3,552.45	3,991.98	206.57
11000- 2100- 52311- 4025- 512001- 1218- 00000	Hth&MedPremiums	5,102.00	5,102.00	3,832.47	3,125.55	1,856.02-
11000- 2100- 52312- 0000- 512001- 1217- 00000	Life	32.00	32.00	12.96	21.24	2.20-
11000- 2100- 52312- 0000- 512001- 1218- 00000	Life	64.00	64.00	12.96	28.08	22.96
11000- 2100- 52312- 4025- 512001- 1214- 00000	Life	32.00	32.00	15.84	18.60	2.44-
11000- 2100- 52312- 4025- 512001- 1218- 00000	Life	32.00	32.00	12.96	21.24	2.20-
11000- 2100- 52313- 0000- 512001- 1217- 00000	Dental	258.00	258.00	102.96	181.61	26.57-
11000- 2100- 52313- 0000- 512001- 1218- 00000	Dental	857.00	857.00	269.46	487.74	99.80
11000- 2100- 52313- 4025- 512001- 1214- 00000	Dental	121.00	121.00	55.11	62.27	3.62
11000- 2100- 52313- 4025- 512001- 1218- 00000	Dental	241.00	241.00	90.09	151.58	.67-
11000- 2100- 52314- 0000- 512001- 1217- 00000	Vision	57.00	57.00	22.59	37.63	3.22-
11000- 2100- 52314- 0000- 512001- 1218- 00000	Vision	150.00	150.00	33.03	64.76	52.21
11000- 2100- 52314- 4025- 512001- 1214- 00000	Vision	53.00	53.00	24.09	27.23	1.68
11000- 2100- 52314- 4025- 512001- 1218- 00000	Vision	53.00	53.00	19.71	30.99	2.30
11000- 2100- 52315- 0000- 512001- 1218- 00000	Disability	195.00	195.00		37.55	157.45
11000- 2100- 52315- 4025- 512001- 1214- 00000	Disability	262.00	262.00	110.99	133.66	17.35
11000- 2100- 52500- 0000- 512001- 1217- 00000	UnemploymntComp	100.00	100.00	63.09	38.80	1.89-
11000- 2100- 52500- 0000- 512001- 1218- 00000	UnemploymntComp	200.00	200.00	49.84	67.69	82.47
11000- 2100- 52500- 4025- 512001- 1214- 00000	UnemploymntComp	100.00	100.00	66.33	36.32	2.65-
11000- 2100- 52500- 4025- 512001- 1218- 00000	UnemploymntComp	100.00	100.00	66.69	37.88	4.57-
11000- 2100- 52710- 0000- 512001- 1217- 00000	WorkersCompPrem	599.00	599.00		599.00	
11000- 2100- 52710- 0000- 512001- 1218- 00000	WorkersCompPrem	1,515.00	1,515.00		1,515.00	
11000- 2100- 52710- 4025- 512001- 1214- 00000	WorkersCompPrem	817.00	817.00		817.00	
11000- 2100- 52710- 4025- 512001- 1218- 00000	WorkersCompPrem	809.00	809.00		809.00	
11000- 2100- 52720- 0000- 512001- 1217- 00000	WorkrsCompERFee	10.00	10.00	4.60	4.60	.80
11000- 2100- 52720- 0000- 512001- 1218- 00000	WorkrsCompERFee	20.00	20.00	4.60	6.90	8.50
11000- 2100- 52720- 4025- 512001- 1214- 00000	WorkrsCompERFee	10.00	10.00	4.60	4.60	.80
11000- 2100- 52720- 4025- 512001- 1218- 00000	WorkrsCompERFee	10.00	10.00	4.60	4.60	.80
11000- 2100- 53211- 2000- 512001- 0000- 00000	DiagsContracted	22,000.00	40,164.00	29,337.23	10,728.67	98.10
11000- 2100- 53212- 2000- 512001- 0000- 00000	SpeechThrpsCont	9,000.00	9,000.00		9,225.00	225.00-
11000- 2100- 53213- 2000- 512001- 0000- 00000	OccThrpstCont	4,000.00	4,000.00	2,088.75	7,705.55	5,794.30-

Selection Grouped by Account Type, Filtered by User Permissions, (Org = 120, Online/Offline = N, Period = 8, UnPosted JEs? = N, Assets and Liabilities? = N, Restricted Accts? = Y, Objct = 5, Obj Digits = 0, Page Break Lvl =)

Balances through 02/29/2024					Fiscal Year 2023/24	
Funds- Func- Obj ct - Pr gm- Locat n- JbCl - Opt nl	Description	Adopted Budget	Revised Budget	Encumbered	Expenditure	Account Balance
Funds 11000 - Operational, Func 2100 - SuppSvcsStudnts (continued)						
11000- 2100- 53215- 2000- 512001- 0000- 00000	PsychologsCnt	20,000.00	20,000.00	20,000.00		
11000- 2100- 53216- 2000- 512001- 0000- 00000	AudiologistsCnt		200.00		242.90	42.90-
11000- 2100- 53217- 2000- 512001- 0000- 00000	IntrpretersCnt		711.00	73.53	637.27	.20
11000- 2100- 53330- 0000- 512001- 0000- 00000	ProfessDevelop			290.00		290.00-
11000- 2100- 53414- 0000- 512001- 0000- 00000	OthProfTechSvcs		30,000.00	2,757.56	19,449.24	7,793.20
11000- 2100- 53711- 0000- 512001- 0000- 00000	Other Charges			300.00		300.00-
11000- 2100- 54320- 0000- 512001- 0000- 00000	Tech-R&M	21,000.00	21,000.00			21,000.00
11000- 2100- 55915- 0000- 512001- 0000- 00000	OthContractSvcs	3,776.00	3,776.00	5,994.02	4,781.98	7,000.00-
11000- 2100- 56113- 0000- 512001- 0000- 00000	Software	25,000.00	25,000.00	4,100.73	21,859.27	960.00-
11000- 2100- 56118- 0000- 512001- 0000- 00000	GenSuppliesMats	1,000.00	1,000.00	495.01	2,134.42	1,629.43-
11000- 2100- 56118- 2000- 512001- 0000- 00000	GenSuppliesMats	200.00	200.00			200.00
Total for Func 2100 and Expense accounts		563,695.00	612,770.00	221,871.11	327,497.44	63,401.45
Funds 11000 - Operational, Func 2200 - Suppt Svcs Inst						
11000- 2200- 53330- 0000- 512001- 0000- 00000	ProfessDevelop	1,000.00	1,000.00	1,130.05	2,536.95	2,667.00-
11000- 2200- 55915- 0000- 512001- 0000- 00000	OthContractSvcs	10,000.00	15,100.00	911.08	9,088.92	5,100.00
11000- 2200- 56113- 0000- 512001- 0000- 00000	Software	4,000.00	5,385.00	4,000.00	1,384.90	.10
11000- 2200- 56118- 0000- 512001- 0000- 00000	GenSuppliesMats	1,852.00	1,852.00	2,484.00	379.52	1,011.52-
11000- 2200- 56119- 0000- 512001- 0000- 00000	SupplAssets<\$5k		5,000.00		488.75	4,511.25
Total for Func 2200 and Expense accounts		16,852.00	28,337.00	8,525.13	13,879.04	5,932.83
Funds 11000 - Operational, Func 2300 - SupptSvcs-Admin						
11000- 2300- 51100- 0000- 512001- 1111- 00000	SalariesExpense,Superinte	112,174.00	112,174.00	42,065.28	70,108.80	.08-
11000- 2300- 52111- 0000- 512001- 1111- 00000	EducRetirement	20,360.00	20,360.00	7,634.88	12,724.80	.32
11000- 2300- 52112- 0000- 512001- 1111- 00000	ERARetireeHlth	2,244.00	2,244.00	841.32	1,402.20	.48
11000- 2300- 52210- 0000- 512001- 1111- 00000	FICA Payments	6,955.00	6,955.00	2,547.45	4,246.95	160.60
11000- 2300- 52220- 0000- 512001- 1111- 00000	MedicarePaymnts	1,627.00	1,627.00	595.80	993.28	37.92
11000- 2300- 52311- 0000- 512001- 1111- 00000	Hth&MedPremiums	5,767.00	5,767.00	2,219.85	3,500.56	46.59
11000- 2300- 52312- 0000- 512001- 1111- 00000	Life	30.00	30.00	12.24	20.07	2.31-
11000- 2300- 52313- 0000- 512001- 1111- 00000	Dental	111.00	111.00	42.57	68.09	.34
11000- 2300- 52314- 0000- 512001- 1111- 00000	Vision	49.00	49.00	18.63	29.81	.56
11000- 2300- 52500- 0000- 512001- 1111- 00000	UnemploymntComp	92.00	92.00	37.10	61.68	6.78-
11000- 2300- 52710- 0000- 512001- 1111- 00000	WorkersCompPrem	1,317.00	1,317.00		1,317.00	
11000- 2300- 52720- 0000- 512001- 1111- 00000	WorkrsCompERFee	9.00	9.00	4.34	4.34	.32
11000- 2300- 53330- 0000- 512001- 0000- 00000	ProfessDevelop			500.00	225.00	725.00-
11000- 2300- 53411- 0000- 512001- 0000- 00000	Auditing	23,000.00	23,000.00	5,134.24	17,865.76	
11000- 2300- 53413- 0000- 512001- 0000- 00000	Legal	31,000.00	31,000.00	12,165.59	18,834.41	
11000- 2300- 53711- 0000- 512001- 0000- 00000	Other Charges	200.00	200.00			200.00
Selection Grouped by Account Type, Filtered by User Permissions, (Org = 120, Online/Offline = N, Period = 8, UnPosted JEs? = N, Assets and Liabilities? = N, Restricted Accts? = Y, Objct = 5, Obj Digits = 0, Page Break Lvl =)						

Balances through 02/29/2024						Fiscal Year 2023/24
Funds- Func- Obj ct - Pr gm- Locat n- JbCl - Opt nl	Description	Adopted Budget	Revised Budget	Encumbered	Expenditure	Account Balance
Funds 11000 - Operational, Func 2300 - SupptSvcs-Admin (continued)						
11000- 2300- 55400- 0000- 512001- 0000- 00000	Advertising	10,000.00	10,000.00	584.67	2,799.67	6,615.66
11000- 2300- 55812- 0000- 512001- 0000- 00000	Board Training	1,000.00	1,000.00			1,000.00
11000- 2300- 55915- 0000- 512001- 0000- 00000	OthContractSvcs	8,650.00	15,916.00	16,456.09	7,531.61	8,071.70-
Total for Func 2300 and Expense accounts		224,585.00	231,851.00	90,860.05	141,734.03	743.08-
Funds 11000 - Operational, Func 2400 - SupSvcsSchAdmin						
11000- 2400- 51100- 0000- 512001- 1217- 00000	SalariesExpense,SecClerTe	42,000.00	42,000.00	15,750.00	26,250.00	
11000- 2400- 51300- 0000- 512001- 1217- 00000	AddtnlCompenstn,SecClerTe	5,125.00	5,125.00	1,125.00	1,875.00	2,125.00
11000- 2400- 52111- 0000- 512001- 1217- 00000	EducRetirement	8,554.00	8,554.00	3,062.79	5,104.65	386.56
11000- 2400- 52112- 0000- 512001- 1217- 00000	ERARetireeHlth	943.00	943.00	337.50	562.50	43.00
11000- 2400- 52210- 0000- 512001- 1217- 00000	FICA Payments	2,924.00	2,924.00	1,040.67	1,733.66	149.67
11000- 2400- 52220- 0000- 512001- 1217- 00000	MedicarePaymnts	685.00	685.00	243.36	405.42	36.22
11000- 2400- 52312- 0000- 512001- 1217- 00000	Life	32.00	32.00	12.96	21.24	2.20-
11000- 2400- 52313- 0000- 512001- 1217- 00000	Dental	822.00	822.00	307.98	547.50	33.48-
11000- 2400- 52314- 0000- 512001- 1217- 00000	Vision	136.00	136.00	50.94	85.59	.53-
11000- 2400- 52315- 0000- 512001- 1217- 00000	Disability				.47	.47-
11000- 2400- 52500- 0000- 512001- 1217- 00000	UnemploymntComp	100.00	100.00	55.71	35.24	9.05
11000- 2400- 52710- 0000- 512001- 1217- 00000	WorkersCompPrem	493.00	493.00		493.00	
11000- 2400- 52720- 0000- 512001- 1217- 00000	WorkrsCompERFee	10.00	10.00	4.60	4.60	.80
11000- 2400- 53330- 0000- 512001- 0000- 00000	ProfessDevelop			901.00	580.00	1,481.00-
11000- 2400- 53414- 0000- 512001- 0000- 00000	OthProfTechSvcs				6,098.74	6,098.74-
11000- 2400- 53711- 0000- 512001- 0000- 00000	Other Charges	100.00	100.00		247.39	147.39-
11000- 2400- 55813- 0000- 512001- 0000- 00000	EmpTravNonTeach	1,000.00	1,000.00		125.00	875.00
11000- 2400- 55915- 0000- 512001- 0000- 00000	OthContractSvcs	800.00	800.00	600.00		200.00
11000- 2400- 56113- 0000- 512001- 0000- 00000	Software				2,324.70	2,324.70-
11000- 2400- 56118- 0000- 512001- 0000- 00000	GenSuppliesMats	13,512.00	13,512.00	386.36	4,393.55	8,732.09
11000- 2400- 56119- 0000- 512001- 0000- 00000	SupplAssets<\$5k			86.98	201.96	288.94-
Total for Func 2400 and Expense accounts		77,236.00	77,236.00	23,965.85	51,090.21	2,179.94
Funds 11000 - Operational, Func 2500 - Central Svcs						
11000- 2500- 53414- 0000- 512001- 0000- 00000	OthProfTechSvcs		44,498.00	66,419.13	77,534.87	99,456.00-
11000- 2500- 53711- 0000- 512001- 0000- 00000	Other Charges	350.00	350.00	434.00	118.00	202.00-
11000- 2500- 53711- 1010- 512001- 0000- 00000	Other Charges			59.00		59.00-
11000- 2500- 54320- 0000- 512001- 0000- 00000	Tech-R&M	188,954.00	188,954.00	22,449.86	25,334.94	141,169.20
11000- 2500- 54620- 0000- 512001- 0000- 00000	RentlEquipVehcl	19,659.00	19,659.00	7,947.84	13,335.57	1,624.41-
11000- 2500- 55400- 0000- 512001- 0000- 00000	Advertising	10,000.00	10,000.00	7,673.35	14,326.65	12,000.00-
11000- 2500- 55915- 0000- 512001- 0000- 00000	OthContractSvcs	600.00	600.00	200.00	850.00	450.00-
11000- 2500- 56113- 0000- 512001- 0000- 00000	Software	18,102.00	18,102.00	30,092.61	20,005.34	31,995.95-

Selection Grouped by Account Type, Filtered by User Permissions, (Org = 120, Online/Offline = N, Period = 8, UnPosted JEs? = N, Assets and Liabilities? = N, Restricted Accts? = Y, Objct = 5, Obj Digits = 0, Page Break Lvl =)

Balances through 02/29/2024						Fiscal Year 2023/24
Funds- Func- Obj ct - Pr gm- Locat n- Jb Cl - Opt nl	Description	Adopted Budget	Revised Budget	Encumbered	Expenditure	Account Balance
Funds 11000 - Operational, Func 2500 - Central Svcs (continued)						
11000-2500-56118-0000-512001-0000-00000	GenSuppliesMats	5,100.00	5,100.00	1,641.39	1,965.31	1,493.30
Total for Func 2500 and Expense accounts		242,765.00	287,263.00	136,917.18	153,470.68	3,124.86-
Funds 11000 - Operational, Func 2600 - Op&MaintofPlant						
11000-2600-54311-0000-512001-0000-00000	MntRepFrnFixEqp				104.58	104.58-
11000-2600-54312-0000-512001-0000-00000	MntRepBlgsGrnds	19,000.00	19,000.00	17,592.59	9,403.69	7,996.28-
11000-2600-54411-0000-512001-0000-00000	Electricity	31,200.00	31,200.00	13,343.38	17,856.62	
11000-2600-54412-0000-512001-0000-00000	NatGasBuildings	4,000.00	4,000.00	2,866.74	1,165.07	31.81-
11000-2600-54415-0000-512001-0000-00000	Water/Sewage	10,200.00	10,200.00	7,305.47	2,905.66	11.13-
11000-2600-54416-0000-512001-0000-00000	CommunicatnSvcs	21,000.00	21,000.00	11,778.32	18,592.47	9,370.79-
11000-2600-54610-0000-512001-0000-00000	RentLandBldngs		25,000.00			25,000.00
11000-2600-55200-0000-512001-0000-00000	PropertyLiablns	12,768.00	12,768.00		12,768.00	
11000-2600-55915-0000-512001-0000-00000	OthContractSvcs	73,887.00	73,887.00	59,651.07	41,980.45	27,744.52-
11000-2600-56118-0000-512001-0000-00000	GenSuppliesMats	10,000.00	10,000.00	2,565.27	454.86	6,979.87
11000-2600-56119-0000-512001-0000-00000	SupplAssets<\$5k	1,500.00	1,500.00			1,500.00
Total for Func 2600 and Expense accounts		183,555.00	208,555.00	115,102.84	105,231.40	11,779.24-
Funds 11000 - Operational, Func 2900 - Oth Suppt Svcs						
11000-2900-58215-0000-512001-0000-00000	RestrictExpend	291,239.00	291,239.00			291,239.00
Total for Func 2900 and Expense accounts		291,239.00	291,239.00	.00	.00	291,239.00
Funds 11000 - Operational, Func 3100 - FoodSvcsOpertns						
11000-3100-56116-0000-512001-0000-00000	Food		1,000.00		300.37	699.63
11000-3100-56118-0000-512001-0000-00000	GenSuppliesMats	250.00	1,250.00	13.99	482.68	753.33
Total for Func 3100 and Expense accounts		250.00	2,250.00	13.99	783.05	1,452.96
Funds 11000 - Operational, Func 4000 - Capital Outlay						
11000-4000-54640-0000-512001-0000-00000	RentalLease2Pur		40,000.00	36,752.64	48,100.75	44,853.39-
Total for Func 4000 and Expense accounts		.00	40,000.00	36,752.64	48,100.75	44,853.39-
Total for Funds 11000		3,538,733.00	3,613,466.00	1,217,813.17	1,479,169.30	916,483.53
Funds 21000 - Food Svcs, Func 2200 - Suppt Svcs Inst						
21000-2200-53330-0000-512001-0000-00000	ProfessDevelop			65.00		65.00-
Total for Func 2200 and Expense accounts		.00	.00	65.00	.00	65.00-
Funds 21000 - Food Svcs, Func 3100 - FoodSvcsOpertns						
21000-3100-56116-0000-512001-0000-00000	Food	53,371.00	53,073.00	17,023.75	19,831.25	16,218.00
Total for Func 3100 and Expense accounts		53,371.00	53,073.00	17,023.75	19,831.25	16,218.00
Total for Funds 21000		53,371.00	53,073.00	17,088.75	19,831.25	16,153.00
Funds 21100 - Unvrsl FreeMeal, Func 3100 - FoodSvcsOpertns						
21100-3100-56116-0000-512001-0000-00000	Food		37.00			37.00

Selection Grouped by Account Type, Filtered by User Permissions, (Org = 120, Online/Offline = N, Period = 8, UnPosted JEs? = N, Assets and Liabilities? = N, Restricted Accts? = Y, Objct = 5, Obj Digits = 0, Page Break Lvl =)



Balances through 02/29/2024

Fiscal Year 2023/24

Funds- Func- Obj ct - Pr gm- Locat n- Jb Cl - Opt nl	Description	Adopted Budget	Revised Budget	Encumbered	Expenditure	Account Balance
Total for Funds 21100, Func 3100 and Expense accounts		.00	37.00	.00	.00	37.00
Funds 23000 - Non-InstrctSupp, Func 1000 - Instruction						
23000- 1000- 53711- 9000- 512001- 0000- 00000	Other Charges		100.00		33.62	66.38
23000- 1000- 55817- 9000- 512001- 0000- 00000	Student Travel			108.00		108.00-
23000- 1000- 56118- 0000- 512001- 0000- 00000	GenSuppliesMats		1,416.00	1,050.20	789.97	424.17-
23000- 1000- 56118- 1010- 512001- 0000- 00000	GenSuppliesMats		1,832.00	447.10	1,640.02	255.12-
23000- 1000- 56118- 9000- 512001- 0000- 00000	GenSuppliesMats	2,158.00	3,662.00		2,501.05	1,160.95
Total for Funds 23000, Func 1000 and Expense accounts		2,158.00	7,010.00	1,605.30	4,964.66	440.04
Funds 24101 - Title I - IASA, Func 1000 - Instruction						
24101- 1000- 51100- 1010- 512001- 1711- 00000	SalariesExpense,InstAsst1	53,703.00	53,703.00	22,358.35	23,973.81	7,370.84
24101- 1000- 51300- 1010- 512001- 1711- 00000	AddtnlCompenstn,InstAsst1			1,145.87	1,354.21	2,500.08-
24101- 1000- 52111- 1010- 512001- 1711- 00000	EducRetirement	9,605.00	9,605.00	4,266.02	4,597.07	741.91
24101- 1000- 52112- 1010- 512001- 1711- 00000	ERARetireeHlth	1,075.00	1,075.00	470.14	506.62	98.24
24101- 1000- 52210- 1010- 512001- 1711- 00000	FICA Payments	3,331.00	3,331.00	1,452.33	1,557.49	321.18
24101- 1000- 52220- 1010- 512001- 1711- 00000	MedicarePaymnts	781.00	781.00	339.68	364.27	77.05
24101- 1000- 52311- 1010- 512001- 1711- 00000	Hth&MedPremiums	2,069.00	2,069.00	304.48	922.95	841.57
24101- 1000- 52312- 1010- 512001- 1711- 00000	Life	44.00	44.00	22.66	19.10	2.24
24101- 1000- 52313- 1010- 512001- 1711- 00000	Dental	42.00	42.00			42.00
24101- 1000- 52314- 1010- 512001- 1711- 00000	Vision	10.00	10.00	17.93	3.26	11.19-
24101- 1000- 52315- 1010- 512001- 1711- 00000	Disability	58.00	58.00	5.56	19.55	32.89
24101- 1000- 52500- 1010- 512001- 1711- 00000	UnemploymntComp	134.00	134.00	77.55	47.13	9.32
24101- 1000- 52710- 1010- 512001- 1711- 00000	WorkersCompPrem	852.00	852.00		852.00	
24101- 1000- 52720- 1010- 512001- 1711- 00000	WorkrsCompERFee	14.00	14.00	6.54	5.74	1.72
24101- 1000- 56118- 1010- 512001- 0000- 00000	GenSuppliesMats	750.00	750.00			750.00
Total for Func 1000 and Expense accounts		72,468.00	72,468.00	30,467.11	34,223.20	7,777.69
Funds 24101 - Title I - IASA, Func 2400 - SupSvcsSchAdmin						
24101- 2400- 51300- 0000- 512001- 1217- 00000	AddtnlCompenstn,SecClerTe	2,500.00	2,500.00	937.53	1,562.55	.08-
24101- 2400- 52111- 0000- 512001- 1217- 00000	EducRetirement	454.00	454.00	170.19	283.65	.16
24101- 2400- 52112- 0000- 512001- 1217- 00000	ERARetireeHlth	50.00	50.00	18.72	31.20	.08
24101- 2400- 52210- 0000- 512001- 1217- 00000	FICA Payments	155.00	155.00	58.14	96.90	.04-
24101- 2400- 52220- 0000- 512001- 1217- 00000	MedicarePaymnts	37.00	37.00	13.59	22.65	.76
24101- 2400- 52500- 0000- 512001- 1217- 00000	UnemploymntComp			3.06	1.94	5.00-
Total for Func 2400 and Expense accounts		3,196.00	3,196.00	1,201.23	1,998.89	4.12-
Total for Funds 24101		75,664.00	75,664.00	31,668.34	36,222.09	7,773.57

Funds 24106 - IDEABEntitlemnt, Func 1000 - Instruction						
24106- 1000- 51100- 2000- 512001- 1412- 00000	SalariesExpense,Teachers	24,921.00	24,921.00	4,458.63	14,834.97	5,627.40

Selection Grouped by Account Type, Filtered by User Permissions, (Org = 120, Online/Offline = N, Period = 8, UnPosted JEs? = N, Assets and Liabilities? = N, Restricted Accts? = Y, Objct = 5, Obj Digits = 0, Page Break Lvl =)

Balances through 02/29/2024						Fiscal Year 2023/24
Funds- Func- Obj ct - Pr gm- Locat n- Jb Cl - Opt nl	Description	Adopted Budget	Revised Budget	Encumbered	Expenditure	Account Balance
Funds 24106 - IDEABEntitlemnt, Func 1000 - Instruction (continued)						
24106- 1000- 52111- 2000- 512001- 1412- 00000	EducRetirement	5,475.00	5,475.00	809.27	2,692.60	1,973.13
24106- 1000- 52112- 2000- 512001- 1412- 00000	ERARetireeHlth	499.00	499.00	89.21	296.74	113.05
24106- 1000- 52210- 2000- 512001- 1412- 00000	FICA Payments	1,546.00	1,546.00	266.42	876.06	403.52
24106- 1000- 52220- 2000- 512001- 1412- 00000	MedicarePaymnts	362.00	362.00	62.26	204.85	94.89
24106- 1000- 52311- 2000- 512001- 1412- 00000	Hth&MedPremiums	3,076.00	3,076.00	364.10	1,593.82	1,118.08
24106- 1000- 52312- 2000- 512001- 1412- 00000	Life	12.00	12.00	2.31	6.53	3.16
24106- 1000- 52313- 2000- 512001- 1412- 00000	Dental	163.00	163.00	8.14	46.28	108.58
24106- 1000- 52314- 2000- 512001- 1412- 00000	Vision	19.00	19.00	3.63	3.63	11.74
24106- 1000- 52315- 2000- 512001- 1412- 00000	Disability				24.01	24.01-
24106- 1000- 52500- 2000- 512001- 1412- 00000	UnemploymntComp	36.00	36.00	9.38	39.53	12.91-
24106- 1000- 52710- 2000- 512001- 1412- 00000	WorkersCompPrem	414.00	414.00		414.00	
24106- 1000- 52720- 2000- 512001- 1412- 00000	WorkrsCompERFee	4.00	4.00	.68	2.76	.56
Total for Funds 24106, Func 1000 and Expense accounts		36,527.00	36,527.00	6,074.03	21,035.78	9,417.19
Funds 24154 - TchPrinTrainRec, Func 2200 - Suppt Svcs Inst						
24154- 2200- 53330- 0000- 512001- 0000- 00000	ProfessDevelop	6,225.00	6,225.00	2,610.00		3,615.00
Total for Funds 24154, Func 2200 and Expense accounts		6,225.00	6,225.00	2,610.00	.00	3,615.00
Funds 24174 - CP-Second-Curr, Func 1000 - Instruction						
24174- 1000- 51100- 1010- 512001- 1411- 00000	SalariesExpense,Teachers	5,837.00	5,837.00			5,837.00
24174- 1000- 52111- 1010- 512001- 1411- 00000	EducRetirement	452.00	452.00			452.00
24174- 1000- 52112- 1010- 512001- 1411- 00000	ERARetireeHlth	117.00	117.00			117.00
24174- 1000- 52210- 1010- 512001- 1411- 00000	FICA Payments	362.00	362.00			362.00
24174- 1000- 52220- 1010- 512001- 1411- 00000	MedicarePaymnts	85.00	85.00			85.00
24174- 1000- 52311- 1010- 512001- 1411- 00000	Hth&MedPremiums	562.00	562.00			562.00
24174- 1000- 52312- 1010- 512001- 1411- 00000	Life	4.00	4.00			4.00
24174- 1000- 52313- 1010- 512001- 1411- 00000	Dental	14.00	14.00			14.00
24174- 1000- 52314- 1010- 512001- 1411- 00000	Vision	6.00	6.00			6.00
24174- 1000- 52500- 1010- 512001- 1411- 00000	UnemploymntComp	11.00	11.00			11.00
24174- 1000- 52710- 1010- 512001- 1411- 00000	WorkersCompPrem	77.00	77.00		77.00	
24174- 1000- 52720- 1010- 512001- 1411- 00000	WorkrsCompERFee	2.00	2.00			2.00
Total for Funds 24174, Func 1000 and Expense accounts		7,529.00	7,529.00	.00	77.00	7,452.00
Funds 24189 - SSAE Title IV, Func 2100 - SuppSvcsStudnts						
24189- 2100- 51100- 0000- 512001- 1214- 00000	SalariesExpense,Couns-Soc	7,200.00	7,200.00	3,341.47	3,808.79	49.74
24189- 2100- 52111- 0000- 512001- 1214- 00000	EducRetirement	1,307.00	1,307.00	606.43	691.25	9.32
24189- 2100- 52112- 0000- 512001- 1214- 00000	ERARetireeHlth	144.00	144.00	66.88	76.22	.90
24189- 2100- 52210- 0000- 512001- 1214- 00000	FICA Payments	447.00	447.00	199.65	227.62	19.73
Selection Grouped by Account Type, Filtered by User Permissions, (Org = 120, Online/Offline = N, Period = 8, UnPosted JEs? = N, Assets and Liabilities? = N, Restricted Accts? = Y, Objct = 5, Obj Digits = 0, Page Break Lvl =)						

Balances through 02/29/2024						Fiscal Year 2023/24
Funds- Func- Obj ct - Pr gm- Locat n- JbCl - Opt nl	Description	Adopted Budget	Revised Budget	Encumbered	Expenditure	Account Balance
Funds 24189 - SSAE Title IV, Func 2100 - SuppSvcsStudnts (continued)						
24189- 2100- 52220- 0000- 512001- 1214- 00000	MedicarePaymnts	105.00	105.00	46.75	53.28	4.97
24189- 2100- 52311- 0000- 512001- 1214- 00000	Hth&MedPremiums	613.00	613.00	272.80	309.56	30.64
24189- 2100- 52312- 0000- 512001- 1214- 00000	Life	4.00	4.00	1.76	1.98	.26
24189- 2100- 52313- 0000- 512001- 1214- 00000	Dental	15.00	15.00	6.16	7.02	1.82
24189- 2100- 52314- 0000- 512001- 1214- 00000	Vision	7.00	7.00	2.64	3.04	1.32
24189- 2100- 52500- 0000- 512001- 1214- 00000	UnemploymntComp	12.00	12.00	7.00	4.00	1.00
24189- 2100- 52710- 0000- 512001- 1214- 00000	WorkersCompPrem	144.00	144.00		144.00	
24189- 2100- 52720- 0000- 512001- 1214- 00000	WorkrsCompERFee	2.00	2.00	.50	.47	1.03
Total for Funds 24189, Func 2100 and Expense accounts		10,000.00	10,000.00	4,552.04	5,327.23	120.73
Funds 24190 - Title I CSI, Func 1000 - Instruction						
24190- 1000- 51300- 1010- 512001- 1411- 00000	AddtnlCompenstrn, Teachers		6,727.00		6,000.00	727.00
24190- 1000- 52111- 1010- 512001- 1411- 00000	EducRetirement				1,089.00	1,089.00-
24190- 1000- 52112- 1010- 512001- 1411- 00000	ERARetireeHlth				120.01	120.01-
24190- 1000- 52210- 1010- 512001- 1411- 00000	FICA Payments				372.01	372.01-
24190- 1000- 52220- 1010- 512001- 1411- 00000	MedicarePaymnts				86.97	86.97-
24190- 1000- 53330- 0000- 512001- 0000- 00000	ProfessDevelop	91,564.00				
24190- 1000- 56119- 1010- 512001- 0000- 00000	SupplAssets<\$5k		84,837.00		83,896.01	940.99
Total for Funds 24190, Func 1000 and Expense accounts		91,564.00	91,564.00	.00	91,564.00	.00
Funds 24330 - ESSER III, Func 1000 - Instruction						
24330- 1000- 51100- 0000- 512001- 1611- 00000	SalariesExpense,SubsSickL		15,976.00	6,939.94	7,961.45	1,074.61
24330- 1000- 51100- 1010- 512001- 1411- 00000	SalariesExpense,Teachers	74,680.00	19,751.00		19,750.02	.98
24330- 1000- 51100- 1010- 512001- 1711- 00000	SalariesExpense,InstAsst1		42,570.00	17,531.25	15,937.50	9,101.25
24330- 1000- 51100- 2000- 512001- 1412- 00000	SalariesExpense,Teachers	45,279.00	785.00		784.32	.68
24330- 1000- 52111- 0000- 512001- 1611- 00000	EducRetirement		2,900.00	1,259.60	1,445.00	195.40
24330- 1000- 52111- 1010- 512001- 1411- 00000	EducRetirement	13,555.00	3,585.00		3,584.63	.37
24330- 1000- 52111- 1010- 512001- 1711- 00000	EducRetirement		6,075.00	3,181.97	2,892.70	.33
24330- 1000- 52111- 2000- 512001- 1412- 00000	EducRetirement	8,219.00	143.00		142.35	.65
24330- 1000- 52112- 0000- 512001- 1611- 00000	ERARetireeHlth		320.00	138.79	159.25	21.96
24330- 1000- 52112- 1010- 512001- 1411- 00000	ERARetireeHlth	1,494.00	395.00		395.00	
24330- 1000- 52112- 1010- 512001- 1711- 00000	ERARetireeHlth		670.00	350.68	318.80	.52
24330- 1000- 52112- 2000- 512001- 1412- 00000	ERARetireeHlth	906.00	16.00		15.69	.31
24330- 1000- 52210- 0000- 512001- 1611- 00000	FICA Payments		991.00	430.28	493.61	67.11
24330- 1000- 52210- 1010- 512001- 1411- 00000	FICA Payments	4,631.00	1,143.00		1,142.15	.85
24330- 1000- 52210- 1010- 512001- 1711- 00000	FICA Payments		2,005.00	1,049.73	954.30	.97
24330- 1000- 52210- 2000- 512001- 1412- 00000	FICA Payments	2,808.00	47.00		46.90	.10

Selection Grouped by Account Type, Filtered by User Permissions, (Org = 120, Online/Offline = N, Period = 8, UnPosted JEs? = N, Assets and Liabilities? = N, Restricted Accts? = Y, Objct = 5, Obj Digits = 0, Page Break Lvl =)

Balances through 02/29/2024						Fiscal Year 2023/24
Funds- Func- Obj ct - Pr gm- Locat n- JbCl - Opt nl	Description	Adopted Budget	Revised Budget	Encumbered	Expenditure	Account Balance
Funds 24330 - ESSER III, Func 1000 - Instruction (continued)						
24330- 1000- 52220- 0000- 512001- 1611- 00000	MedicarePaymnts		232.00	100.63	115.45	15.92
24330- 1000- 52220- 1010- 512001- 1411- 00000	MedicarePaymnts	1,084.00	268.00		267.10	.90
24330- 1000- 52220- 1010- 512001- 1711- 00000	MedicarePaymnts		469.00	245.52	223.20	.28
24330- 1000- 52220- 2000- 512001- 1412- 00000	MedicarePaymnts	657.00	11.00		10.96	.04
24330- 1000- 52311- 1010- 512001- 1411- 00000	Hth&MedPremiums	7,802.00	3,164.00		3,163.74	.26
24330- 1000- 52311- 1010- 512001- 1711- 00000	Hth&MedPremiums		4,347.00	2,276.56	2,069.60	.84
24330- 1000- 52311- 2000- 512001- 1412- 00000	Hth&MedPremiums	5,589.00	63.00		62.60	.40
24330- 1000- 52312- 1010- 512001- 1411- 00000	Life	39.00	10.00		9.24	.76
24330- 1000- 52312- 1010- 512001- 1711- 00000	Life		31.00	15.84	14.40	.76
24330- 1000- 52312- 2000- 512001- 1412- 00000	Life	21.00	1.00		.41	.59
24330- 1000- 52313- 1010- 512001- 1411- 00000	Dental	290.00	128.00		127.98	.02
24330- 1000- 52313- 1010- 512001- 1711- 00000	Dental		241.00	125.84	114.40	.76
24330- 1000- 52313- 2000- 512001- 1412- 00000	Dental	295.00	2.00		1.44	.56
24330- 1000- 52314- 1010- 512001- 1411- 00000	Vision	64.00	20.00		19.38	.62
24330- 1000- 52314- 2000- 512001- 1412- 00000	Vision	34.00	1.00		.63	.37
24330- 1000- 52315- 1010- 512001- 1411- 00000	Disability	53.00	40.00		39.52	.48
24330- 1000- 52500- 0000- 512001- 1611- 00000	UnemploymntComp		53.00	22.90	26.27	3.83
24330- 1000- 52500- 1010- 512001- 1411- 00000	UnemploymntComp	120.00				
24330- 1000- 52500- 1010- 512001- 1711- 00000	UnemploymntComp		79.00	57.86	21.04	.10
24330- 1000- 52500- 2000- 512001- 1412- 00000	UnemploymntComp	65.00				
24330- 1000- 52710- 1010- 512001- 1411- 00000	WorkersCompPrem	1,047.00	1,047.00		1,597.00	550.00-
24330- 1000- 52710- 1010- 512001- 1711- 00000	WorkersCompPrem		550.00			550.00
24330- 1000- 52710- 2000- 512001- 1412- 00000	WorkersCompPrem	490.00	411.00		411.00	
24330- 1000- 52720- 0000- 512001- 1610- 00000	WorkrsCompERFee		7.00			7.00
24330- 1000- 52720- 0000- 512001- 1611- 00000	WorkrsCompERFee			4.60	2.30	6.90-
24330- 1000- 52720- 1010- 512001- 1411- 00000	WorkrsCompERFee	12.00	6.00		5.06	.94
24330- 1000- 52720- 1010- 512001- 1711- 00000	WorkrsCompERFee		7.00	4.60	2.30	.10
24330- 1000- 52720- 2000- 512001- 1412- 00000	WorkrsCompERFee	7.00	1.00		.22	.78
24330- 1000- 56113- 1010- 512001- 0000- 00000	Software		11,610.00		11,610.00	
24330- 1000- 56118- 1010- 512001- 0000- 00000	GenSuppliesMats		4,766.00		19.49	4,746.51
Total for Func 1000 and Expense accounts		169,241.00	124,937.00	33,736.59	75,958.40	15,242.01
Funds 24330 - ESSER III, Func 2100 - SuppSvcsStudnts						
24330- 2100- 51100- 0000- 512001- 1214- 00000	SalariesExpense,Couns-Soc	50,080.00	48,962.00	22,361.90	26,567.92	32.18
24330- 2100- 51100- 0000- 512001- 1218- 00000	SalariesExpense,SchlStude		35,625.00	16,875.00	18,750.00	
24330- 2100- 52111- 0000- 512001- 1214- 00000	EducRetirement	9,090.00	8,881.00	4,058.67	4,822.05	.28
24330- 2100- 52111- 0000- 512001- 1218- 00000	EducRetirement		6,466.00	3,062.79	3,403.10	.11

Selection Grouped by Account Type, Filtered by User Permissions, (Org = 120, Online/Offline = N, Period = 8, UnPosted JEs? = N, Assets and Liabilities? = N, Restricted Accts? = Y, Objct = 5, Obj Digits = 0, Page Break Lvl =)

Balances through 02/29/2024						Fiscal Year 2023/24
Funds- Func- Obj ct - Pr gm- Locat n- JbCl - Opt nl	Description	Adopted Budget	Revised Budget	Encumbered	Expenditure	Account Balance
Funds 24330 - ESSER III, Func 2100 - SuppSvcsStudnts (continued)						
24330-2100-52112-0000-512001-1214-00000	ERARetireeHlth	1,002.00	979.00	447.26	531.37	.37
24330-2100-52112-0000-512001-1218-00000	ERARetireeHlth		713.00	337.50	375.00	.50
24330-2100-52210-0000-512001-1214-00000	FICA Payments	3,105.00	2,925.00	1,336.39	1,588.04	.57
24330-2100-52210-0000-512001-1218-00000	FICA Payments		2,146.00	1,016.28	1,129.20	.52
24330-2100-52220-0000-512001-1214-00000	MedicarePaymnts	727.00	684.00	312.51	371.38	.11
24330-2100-52220-0000-512001-1218-00000	MedicarePaymnts		502.00	237.69	264.10	.21
24330-2100-52311-0000-512001-1214-00000	Hth&MedPremiums	3,572.00	3,984.00	1,826.00	2,157.97	.03
24330-2100-52311-0000-512001-1218-00000	Hth&MedPremiums		3,933.00	1,862.64	2,069.60	.76
24330-2100-52312-0000-512001-1214-00000	Life	23.00	26.00	11.77	13.88	.35
24330-2100-52312-0000-512001-1218-00000	Life		28.00	12.96	14.40	.64
24330-2100-52313-0000-512001-1214-00000	Dental	85.00	90.00	40.81	48.50	.69
24330-2100-52313-0000-512001-1218-00000	Dental		109.00	51.57	57.30	.13
24330-2100-52314-0000-512001-1214-00000	Vision	37.00	39.00	17.82	21.18	
24330-2100-52314-0000-512001-1218-00000	Vision		48.00	22.59	25.10	.31
24330-2100-52315-0000-512001-1218-00000	Disability		162.00	78.35	82.68	.97
24330-2100-52500-0000-512001-1214-00000	UnemploymntComp	70.00	74.00	46.97	26.84	.19
24330-2100-52500-0000-512001-1218-00000	UnemploymntComp		7.00		24.76	17.76-
24330-2100-52710-0000-512001-1214-00000	WorkersCompPrem	583.00	508.00		508.00	
24330-2100-52720-0000-512001-1214-00000	WorkrsCompERFee	7.00	7.00	3.42	3.45	.13
24330-2100-52720-0000-512001-1218-00000	WorkrsCompERFee		7.00	4.60	2.30	.10
Total for Func 2100 and Expense accounts		68,381.00	116,905.00	54,025.49	62,858.12	21.39
Funds 24330 - ESSER III, Func 2600 - Op&MaintofPlant						
24330-2600-54416-0000-512001-0000-00000	CommunicatnSvcs		526.00	347.06	177.95	.99
Total for Func 2600 and Expense accounts		.00	526.00	347.06	177.95	.99
Total for Funds 24330		237,622.00	242,368.00	88,109.14	138,994.47	15,264.39
Funds 24349 - ARP Preschool, Func 1000 - Instruction						
24349-1000-51100-2000-512001-1412-00000	SalariesExpense,Teachers	1,034.00	1,034.00			1,034.00
Total for Funds 24349, Func 1000 and Expense accounts		1,034.00	1,034.00	.00	.00	1,034.00
Funds 26207 - CNM Foundation, Func 1000 - Instruction						
26207-1000-56118-1010-512001-0000-00000	GenSuppliesMats	574.00	574.00			574.00
Total for Funds 26207, Func 1000 and Expense accounts		574.00	574.00	.00	.00	574.00
Funds 27107 - 2012GOBondSB66, Func 2200 - Suppt Svcs Inst						
27107-2200-56114-0000-512001-0000-00000	LibraryAudioVis	2,873.00	7,164.00			7,164.00
Total for Funds 27107, Func 2200 and Expense accounts		2,873.00	7,164.00	.00	.00	7,164.00

Selection Grouped by Account Type, Filtered by User Permissions, (Org = 120, Online/Offline = N, Period = 8, UnPosted JEs? = N, Assets and Liabilities? = N, Restricted Accts? = Y, Objct = 5, Obj Digits = 0, Page Break Lvl =)

Balances through 02/29/2024						Fiscal Year 2023/24	
Funds- Func- Obj ct - Pr gm- Locat n- JbCl - Opt nl	Description	Adopted Budget	Revised Budget	Encumbered	Expenditure	Account Balance	
Funds 27109 - IM-GAA of 2019, Func 1000 - Instruction							
27109- 1000- 56107- 1010- 512001- 0000- 00000	InsMatCR50%Txbk	3,538.00	3,538.00			3,538.00	
Total for Funds 27109, Func 1000 and Expense accounts		3,538.00	3,538.00	.00	.00	3,538.00	
Funds 27407 - FII, Func 1000 - Instruction							
27407- 1000- 51100- 1010- 512001- 1411- 00000	SalariesExpense,Teachers		46,332.00	19,415.00	24,121.69	2,795.31	
27407- 1000- 51100- 1010- 512001- 1711- 00000	SalariesExpense,InstAsst1	9,818.00	32,213.00	14,764.20	17,448.60	.20	
27407- 1000- 52111- 1010- 512001- 1411- 00000	EducRetirement		8,800.00	3,523.85	4,378.10	898.05	
27407- 1000- 52111- 1010- 512001- 1711- 00000	EducRetirement	1,782.00	6,047.00	2,679.71	3,166.93	200.36	
27407- 1000- 52112- 1010- 512001- 1411- 00000	ERARetireeHlth		927.00	388.30	482.42	56.28	
27407- 1000- 52112- 1010- 512001- 1711- 00000	ERARetireeHlth	197.00	645.00	295.24	348.92	.84	
27407- 1000- 52210- 1010- 512001- 1411- 00000	FICA Payments		2,792.00	1,169.85	1,453.66	168.49	
27407- 1000- 52210- 1010- 512001- 1711- 00000	FICA Payments	371.00	1,877.00	857.12	1,018.26	1.62	
27407- 1000- 52220- 1010- 512001- 1411- 00000	MedicarePaymnts		653.00	273.57	339.95	39.48	
27407- 1000- 52220- 1010- 512001- 1711- 00000	MedicarePaymnts	143.00	439.00	200.42	238.10	.48	
27407- 1000- 52311- 1010- 512001- 1411- 00000	Hth&MedPremiums		2,844.00	1,195.15	1,476.34	172.51	
27407- 1000- 52311- 1010- 512001- 1711- 00000	Hth&MedPremiums	1,827.00	7,921.00	3,755.40	3,236.40	929.20	
27407- 1000- 52312- 1010- 512001- 1411- 00000	Life		23.00	9.46	11.70	1.84	
27407- 1000- 52312- 1010- 512001- 1711- 00000	Life	9.00	32.00	14.63	14.54	2.83	
27407- 1000- 52313- 1010- 512001- 1411- 00000	Dental		158.00	66.11	82.13	9.76	
27407- 1000- 52314- 1010- 512001- 1411- 00000	Vision		38.00	14.41	17.91	5.68	
27407- 1000- 52315- 1010- 512001- 1711- 00000	Disability	42.00	147.00	68.53	57.92	20.55	
27407- 1000- 52500- 1010- 512001- 1411- 00000	UnemploymntComp		65.00	35.44	23.28	6.28	
27407- 1000- 52500- 1010- 512001- 1711- 00000	UnemploymntComp	26.00	111.00	48.73	57.59	4.68	
27407- 1000- 52710- 1010- 512001- 1711- 00000	WorkersCompPrem	163.00	211.00			211.00	
27407- 1000- 52720- 1010- 512001- 1411- 00000	WorkrsCompERFee		100.00	2.76	2.99	94.25	
27407- 1000- 52720- 1010- 512001- 1711- 00000	WorkrsCompERFee	3.00	103.00	4.26	4.26	94.48	
Total for Func 1000 and Expense accounts		14,381.00	112,478.00	48,782.14	57,981.69	5,714.17	
Funds 27407 - FII, Func 2100 - SuppSvcsStudnts							
27407- 2100- 51100- 0000- 512001- 1214- 00000	SalariesExpense,Couns-Soc	69,600.00					
27407- 2100- 52111- 0000- 512001- 1214- 00000	EducRetirement	12,633.00					
27407- 2100- 52112- 0000- 512001- 1214- 00000	ERARetireeHlth	1,392.00					
27407- 2100- 52210- 0000- 512001- 1214- 00000	FICA Payments	4,316.00					
27407- 2100- 52220- 0000- 512001- 1214- 00000	MedicarePaymnts	1,010.00					
27407- 2100- 52311- 0000- 512001- 1214- 00000	Hth&MedPremiums	7,751.00					
27407- 2100- 52312- 0000- 512001- 1214- 00000	Life	32.00					
27407- 2100- 52313- 0000- 512001- 1214- 00000	Dental	121.00					

Selection Grouped by Account Type, Filtered by User Permissions, (Org = 120, Online/Offline = N, Period = 8, UnPosted JE? = N, Assets and Liabilities? = N, Restricted Accts? = Y, Objct = 5, Obj Digits = 0, Page Break Lvl =)

Balances through 02/29/2024						Fiscal Year 2023/24	
Funds- Func- Obj ct - Pr gm- Locat n- JbCl - Opt nl	Description	Adopted Budget	Revised Budget	Encumbered	Expenditure	Account Balance	
Funds 27407 - FII, Func 2100 - SuppSvcsStudnts (continued)							
27407- 2100- 52314- 0000- 512001- 1214- 00000	Vision	53.00					
27407- 2100- 52315- 0000- 512001- 1214- 00000	Disability	262.00					
27407- 2100- 52500- 0000- 512001- 1214- 00000	UnemploymntComp	100.00					
27407- 2100- 52710- 0000- 512001- 1214- 00000	WorkersCompPrem	817.00					
27407- 2100- 52720- 0000- 512001- 1214- 00000	WorkrsCompERFee	10.00					
Total for Func 2100 and Expense accounts		98,097.00	.00	.00	.00	.00	
Total for Funds 27407		112,478.00	112,478.00	48,782.14	57,981.69	5,714.17	
Funds 27502 - Next Gen CTE, Func 1000 - Instruction							
27502- 1000- 51100- 1010- 512001- 1411- 00000	SalariesExpense,Teachers	38,715.00	38,715.00			38,715.00	
27502- 1000- 51300- 1010- 512001- 1411- 00000	AddtnlCompenstn,Teachers	1,000.00	1,000.00			1,000.00	
27502- 1000- 52111- 1010- 512001- 1411- 00000	EducRetirement	7,806.00	7,806.00			7,806.00	
27502- 1000- 52112- 1010- 512001- 1411- 00000	ERARetireeHlth	795.00	795.00			795.00	
27502- 1000- 52210- 1010- 512001- 1411- 00000	FICA Payments	2,470.00	2,470.00			2,470.00	
27502- 1000- 52220- 1010- 512001- 1411- 00000	MedicarePaymnts	577.00	577.00			577.00	
27502- 1000- 52311- 1010- 512001- 1411- 00000	Hth&MedPremiums	5,065.00	5,065.00			5,065.00	
27502- 1000- 52312- 1010- 512001- 1411- 00000	Life	19.00	19.00			19.00	
27502- 1000- 52313- 1010- 512001- 1411- 00000	Dental	184.00	184.00			184.00	
27502- 1000- 52314- 1010- 512001- 1411- 00000	Vision	62.00	62.00			62.00	
27502- 1000- 52315- 1010- 512001- 1411- 00000	Disability	163.00	163.00			163.00	
27502- 1000- 52500- 1010- 512001- 1411- 00000	UnemploymntComp	56.00	56.00			56.00	
27502- 1000- 52710- 1010- 512001- 1411- 00000	WorkersCompPrem	367.00	367.00		367.00		
27502- 1000- 52720- 1010- 512001- 1411- 00000	WorkrsCompERFee	6.00	6.00			6.00	
Total for Funds 27502, Func 1000 and Expense accounts		57,285.00	57,285.00	.00	367.00	56,918.00	
Funds 27901 - Indian Ed Act, Func 1000 - Instruction							
27901- 1000- 51100- 1010- 512001- 1411- 00000	SalariesExpense,Teachers	39,536.00	30,181.00			30,181.00	
27901- 1000- 51100- 1010- 512001- 1711- 00000	SalariesExpense,InstAsst1		10,632.00	5,568.75	5,062.50	.75	
27901- 1000- 51300- 1010- 512001- 1411- 00000	AddtnlCompenstn,Teachers		6,875.00	2,812.50	4,062.50		
27901- 1000- 51300- 1010- 512001- 1711- 00000	AddtnlCompenstn,InstAsst1		1,500.00	687.50	812.50		
27901- 1000- 52111- 1010- 512001- 1411- 00000	EducRetirement	7,176.00	1,248.00	510.48	737.36	.16	
27901- 1000- 52111- 1010- 512001- 1711- 00000	EducRetirement		2,202.00	1,135.42	1,066.22	.36	
27901- 1000- 52112- 1010- 512001- 1411- 00000	ERARetireeHlth	791.00	138.00	56.25	81.25	.50	
27901- 1000- 52112- 1010- 512001- 1711- 00000	ERARetireeHlth		243.00	125.07	117.45	.48	
27901- 1000- 52210- 1010- 512001- 1411- 00000	FICA Payments	2,452.00	427.00	174.42	251.94	.64	
27901- 1000- 52210- 1010- 512001- 1711- 00000	FICA Payments		753.00	387.86	364.21	.93	
27901- 1000- 52220- 1010- 512001- 1411- 00000	MedicarePaymnts	574.00	100.00	40.77	58.89	.34	

Selection Grouped by Account Type, Filtered by User Permissions, (Org = 120, Online/Offline = N, Period = 8, UnPosted JEs? = N, Assets and Liabilities? = N, Restricted Accts? = Y, Objct = 5, Obj Digits = 0, Page Break Lvl =)

Balances through 02/29/2024						Fiscal Year 2023/24
Funds- Func- Obj ct - Pr gm- Locat n- Jb Cl - Opt nl	Description	Adopted Budget	Revised Budget	Encumbered	Expenditure	Account Balance
Funds 27901 - Indian Ed Act, Func 1000 - Instruction (continued)						
27901- 1000- 52220- 1010- 512001- 1711- 00000	MedicarePaymnts		176.00	90.75	85.23	.02
27901- 1000- 52311- 1010- 512001- 1411- 00000	Hth&MedPremiums	2,889.00				
27901- 1000- 52312- 1010- 512001- 1411- 00000	Life	23.00				
27901- 1000- 52312- 1010- 512001- 1711- 00000	Life		10.00	4.73	4.30	.97
27901- 1000- 52313- 1010- 512001- 1411- 00000	Dental	169.00				
27901- 1000- 52314- 1010- 512001- 1411- 00000	Vision	37.00				
27901- 1000- 52500- 1010- 512001- 1411- 00000	UnemploymntComp	70.00	9.00	4.44	4.12	.44
27901- 1000- 52500- 1010- 512001- 1711- 00000	UnemploymntComp		29.00	20.68	7.76	.56
27901- 1000- 52710- 1010- 512001- 1411- 00000	WorkersCompPrem	802.00				
27901- 1000- 52720- 1010- 512001- 1411- 00000	WorkrsCompERFee	7.00				
27901- 1000- 52720- 1010- 512001- 1711- 00000	WorkrsCompERFee		3.00	1.38	.69	.93
Total for Funds 27901, Func 1000 and Expense accounts		54,526.00	54,526.00	11,621.00	12,716.92	30,188.08
Funds 28211 - Covid-19 Test., Func 2100 - SuppSvcsStudnts						
28211- 2100- 56118- 0000- 512001- 0000- 00000	GenSuppliesMats	19,584.00	19,584.00			19,584.00
Total for Funds 28211, Func 2100 and Expense accounts		19,584.00	19,584.00	.00	.00	19,584.00
Funds 29102 - PrivDirGrntsCat, Func 1000 - Instruction						
29102- 1000- 56118- 1010- 512001- 0000- 00000	GenSuppliesMats	168.00	168.00			168.00
Total for Funds 29102, Func 1000 and Expense accounts		168.00	168.00	.00	.00	168.00
Funds 31200 - PubSchCapOutlay, Func 4000 - Capital Outlay						
31200- 4000- 54640- 0000- 512001- 0000- 00000	RentalLease2Pur		131,719.00		95,913.41	35,805.59
Total for Funds 31200, Func 4000 and Expense accounts		.00	131,719.00	.00	95,913.41	35,805.59
Funds 31400 - SpcCapOutlaySt, Func 4000 - Capital Outlay						
31400- 4000- 53414- 0000- 512001- 0000- 00000	OthProfTechSvcs	95,000.00	95,000.00			95,000.00
31400- 4000- 56119- 0000- 512001- 0000- 00000	SupplAssets<\$5k	182,417.00	195,446.00			195,446.00
31400- 4000- 57331- 0000- 512001- 0000- 00000	FixedAssets>\$5k			111,178.26	119,279.99	230,458.25-
Total for Funds 31400, Func 4000 and Expense accounts		277,417.00	290,446.00	111,178.26	119,279.99	59,987.75
Funds 31600 - CapImprvmtsHB33, Func 2300 - SupptSvcs-Admin						
31600- 2300- 53712- 0000- 512001- 0000- 00000	CityTaxCollCost	4,600.00	4,600.00		753.03	3,846.97
Total for Func 2300 and Expense accounts		4,600.00	4,600.00	.00	753.03	3,846.97
Funds 31600 - CapImprvmtsHB33, Func 4000 - Capital Outlay						
31600- 4000- 54312- 0000- 512001- 0000- 00000	MntRepBlgsGrnds	284,360.00	284,360.00			284,360.00
31600- 4000- 54640- 0000- 512001- 0000- 00000	RentalLease2Pur	17,209.00	17,209.00		8,604.48	8,604.52
31600- 4000- 57331- 0000- 512001- 0000- 00000	FixedAssets>\$5k			291,276.37		291,276.37-
31600- 4000- 57340- 0000- 512001- 0000- 00000	TechHrdwre		12,176.00		5,399.00	6,777.00

Selection Grouped by Account Type, Filtered by User Permissions, (Org = 120, Online/Offline = N, Period = 8, UnPosted JEs? = N, Assets and Liabilities? = N, Restricted Accts? = Y, Objc Digits = 0, Page Break Lvl =)

Balances through 02/29/2024					Fiscal Year 2023/24	
Funds- Func- Obj ct - Pr gm- Locat n- JbCl - Opt nl	Description	Adopted Budget	Revised Budget	Encumbered	Expenditure	Account Balance
Total for Func 4000 and Expense accounts		301,569.00	313,745.00	291,276.37	14,003.48	8,465.15
Total for Funds 31600		306,169.00	318,345.00	291,276.37	14,756.51	12,312.12
Funds 31700 - CapImprvmtsSB-9, Func 4000 - Capital Outlay						
31700- 4000- 54315- 0000- 512001- 0000- 00000	MntRepBlgsGrdEq	6,059.00	6,059.00	2,401.79		3,657.21
Total for Funds 31700, Func 4000 and Expense accounts		6,059.00	6,059.00	2,401.79	.00	3,657.21
Funds 31701 - CapImprvsSB9Loc, Func 2300 - SupptSvcs-Admin						
31701- 2300- 53712- 0000- 512001- 0000- 00000	CityTaxCollCost	9,422.00	9,422.00		381.76	9,040.24
Total for Func 2300 and Expense accounts		9,422.00	9,422.00	.00	381.76	9,040.24
Funds 31701 - CapImprvsSB9Loc, Func 4000 - Capital Outlay						
31701- 4000- 54315- 0000- 512001- 0000- 00000	MntRepBlgsGrdEq	538,686.00	538,686.00		7,499.40	531,186.60
31701- 4000- 54640- 0000- 512001- 0000- 00000	RentalLease2Pur	80,000.00	80,000.00			80,000.00
31701- 4000- 57331- 0000- 512001- 0000- 00000	FixedAssets>\$5k		15,332.00			15,332.00
31701- 4000- 57340- 0000- 512001- 0000- 00000	TechHrdwre		7,000.00	51,478.08	5,695.50	50,173.58-
31701- 4000- 57350- 0000- 512001- 0000- 00000	TechSoftwre				66.26	66.26-
Total for Func 4000 and Expense accounts		618,686.00	641,018.00	51,478.08	13,261.16	576,278.76
Total for Funds 31701		628,108.00	650,440.00	51,478.08	13,642.92	585,319.00
Funds 31703 - SB9StateMAtch, Func 4000 - Capital Outlay						
31703- 4000- 56119- 0000- 512001- 0000- 00000	SupplAssets<\$5k		15,496.00			15,496.00
Total for Funds 31703, Func 4000 and Expense accounts		.00	15,496.00	.00	.00	15,496.00
Total for Org 120 - Cesar Chavez Community		5,529,206.00	5,812,319.00	1,886,258.41	2,111,844.22	1,814,216.37

Statement Date 02/29/2024

Cash Object 11011

Status Posted

Journal Entry #

Bank Statement Ending Balance	2,292,836.00	Service Charge	0.00
Less: Uncleared Payments	28,389.84	Interest Earned	0.00
Add: Uncleared Deposits	0.00		
Add: Uncleared Other	0.00	Cleared Payments	248,122.67
Adjusted Bank Balance	2,264,446.16	Cleared Deposits	446,798.74
System Cash Balance	2,264,446.16	Cleared Other	0.00
Add: Unposted Charges and Interest	0.00		
Revised System Cash Balance	2,264,446.16	Submitted By	JYAMAT, 03/13/2024
Difference	0.00	Posted By	KLOFTIS, 03/21/2024

Uncleared Payments

Issued	Check #	Check Amount	Pay To Name	Vendor ID	Emp ID	Bank Acct
06/29/22	13311	188.25	NM PED - Finance & Operations	001520		120MAIN
10/14/22	13460	10.00	Brown, Robin	010120		120MAIN
05/19/23	13861	15.00	Montoya, Monique	001596		120MAIN
09/29/23	14062	144.58	Norma C. Lira-Perez		000180	120MAIN
10/05/23	14074(*)		Crystal Springs Bottled Water	000334		120MAIN
11/27/23	14171	35.97	Amazon Capital Services, Inc	001361		120MAIN
02/08/24	14298	11.13	ABCWUA	001289		120MAIN
02/08/24	14306	19,077.33	CCCS Education Foundation	001285		120MAIN
02/08/24	14308	102.10	Century Link	001355		120MAIN
02/08/24	14315	59.00	Estrella Guajardo	010211		120MAIN
02/08/24	14323	170.00	Sam's Club & Wal-mart	000935		120MAIN
02/28/24	14352	633.94	Century Link	001355		120MAIN
02/28/24	14353	69.50	Crystal Springs Bottled Water	000334		120MAIN
02/28/24	14354	2,586.00	JD and K Construction LLC	010206		120MAIN
02/28/24	14355	139.91	LaBarge Landscape	010003		120MAIN
02/28/24	14356	2,536.95	Lang, David	001534		120MAIN
02/28/24	14357	1,225.28	Panoptic Clean LLC	010195		120MAIN
02/28/24	14359	1,384.90	Scenario Learning, LLC	010161		120MAIN
		28,389.84				
			(*) Cancelled Payments			69.50

Cleared Payments

Issued	Check #	Check Amount	Cleared Amount	Difference	Cleared	Pay To Name	Vendor ID	Emp ID	Bank Acct
11/27/23	14178	139.91	139.91		02/29/24	LaBarge Landscape	010003		120MAIN
01/05/24	14233	650.55	650.55		02/29/24	Century Link	001355		120MAIN
01/16/24	14266	1,514.82	1,514.82		02/29/24	Charter School Testing Svcs.	000307		120MAIN
01/31/24	14287	355.99	355.99		02/29/24	ADT Commercial LLC	000534		120MAIN

Selection Grouped by Org, Cash Object, Statement Date - Sorted by Item date, Item #, (Org = 120, Cash Object IN ('11011'), Bank Statement Date = 2/29/2024, Uncleared Only? = No)



Statement Date 02/29/2024

Cash Object 11011

Status Posted

Journal Entry #

Cleared Payments (continued)

Issued	Check #	Check Amount	Cleared Amount	Difference	Cleared	Pay To Name	Vendor ID	Emp ID	Bank Acct
01/31/24	14288	458.63	458.63		02/29/24	Amazon Capital Services, Inc	001361		120MAIN
01/31/24	14289	80.00	80.00		02/29/24	Bowers, Amy	010106		120MAIN
01/31/24	14290	649.94	649.94		02/29/24	Century Link	001355		120MAIN
01/31/24	14291	1,937.25	1,937.25		02/29/24	Charter School Nursing	000847		120MAIN
01/31/24	14292	139.91	139.91		02/29/24	LaBarge Landscape	010003		120MAIN
01/31/24	14293	1,225.28	1,225.28		02/29/24	Panoptic Clean LLC	010195		120MAIN
01/31/24	14294	1,753.94	1,753.94		02/29/24	PNM	000528		120MAIN
01/31/24	14295	243.99	243.99		02/29/24	Sam's Club & Wal-mart	000935		120MAIN
02/08/24	14299	11,076.41	11,076.41		02/29/24	ACES	001522		120MAIN
02/08/24	14300	26.00	26.00		02/29/24	ACT, Inc.	000807		120MAIN
02/08/24	14301	625.57	625.57		02/29/24	ADT Commercial LLC	000534		120MAIN
02/08/24	14302	1,592.22	1,592.22		02/29/24	AJF Enterprise Inc	010154		120MAIN
02/08/24	14303	661.25	661.25		02/29/24	Amazon Capital Services, Inc	001361		120MAIN
02/08/24	14304	265.87	265.87		02/29/24	Arness, Tani	000696		120MAIN
02/08/24	14305	79.60	79.60		02/29/24	Avant Assessment, LLC	010209		120MAIN
02/08/24	14307	444.00	444.00		02/29/24	Central NM Community College	010014		120MAIN
02/08/24	14309	968.63	968.63		02/29/24	CliftonLarsonAllen LLP	901009		120MAIN
02/08/24	14310	1,720.54	1,720.54		02/29/24	Cooperative Educational Services	000327		120MAIN
02/08/24	14311	105.50	105.50		02/29/24	Crystal Springs Bottled Water	000334		120MAIN
02/08/24	14312	5,381.26	5,381.26		02/29/24	DMH Law LLC	010169		120MAIN
02/08/24	14313	66.26	66.26		02/29/24	Dry Fly Enterprises, Inc	010170		120MAIN
02/08/24	14314	200.00	200.00		02/29/24	EPARS TSA Consulting Group Inc	901000		120MAIN
02/08/24	14316	455.00	455.00		02/29/24	Follett Higher Edu. CNM Bookstore # 402 M/	000376		120MAIN
02/08/24	14317	3,279.99	3,279.99		02/29/24	Johnson Controls Inc	010111		120MAIN
02/08/24	14318	484.31	484.31		02/29/24	LaBarge Landscape	010003		120MAIN
02/08/24	14319	37,356.19	37,356.19		02/29/24	NM Educational RetirementBoard	900005		120MAIN
02/08/24	14320	3,884.54	3,884.54		02/29/24	NM RHC	900006		120MAIN
02/08/24	14321	3,777.08	3,777.08		02/29/24	NM Taxation/Revenue Department	900003		120MAIN
02/08/24	14324	50.00	50.00		02/29/24	TSA Consulting Group, Inc.	001363		120MAIN
02/08/24	14325	41.00	41.00		02/29/24	Tyrone Arkie	010212		120MAIN
02/08/24	14326	256.35	256.35		02/29/24	Verizon Wireless	000658		120MAIN
02/08/24	14327	1,589.28	1,589.28		02/29/24	Wells Fargo Financial Leasing	000647		120MAIN
02/08/24	14330	19,253.00	19,253.00		02/29/24	NMPSIA	900001		120MAIN
02/10/24	14296	856.20	856.20		02/29/24	Estrella Guajardo		000200	120MAIN
02/10/24	14297	14,023.56	14,023.56		02/29/24	EFTPS	900004		120MAIN

Selection Grouped by Org, Cash Object, Statement Date - Sorted by Item date, Item #, (Org = 120, Cash Object IN ('11011'), Bank Statement Date = 2/29/2024, Uncleared Only? = No)



Statement Date 02/29/2024

Cash Object 11011

Status Posted

Journal Entry #

Cleared Payments (continued)

Issued	Check #	Check Amount	Cleared Amount	Difference	Cleared	Pay To Name	Vendor ID	Emp ID	Bank Acct
02/10/24	Batch 02/10/2024	43,776.61	43,776.61		02/29/24				120MAIN
02/12/24	14328	1,235.21	1,235.21		02/29/24	Cooperative Educational Services	000327		120MAIN
02/14/24	14332	354.89	354.89		02/29/24	ABCWUA	001289		120MAIN
02/14/24	14333	2,733.75	2,733.75		02/29/24	ACES	001522		120MAIN
02/14/24	14334	582.23	582.23		02/29/24	Amazon Capital Services, Inc	001361		120MAIN
02/14/24	14335	72.65	72.65		02/29/24	Catholic Community Services.	010180		120MAIN
02/14/24	14336	1,514.82	1,514.82		02/29/24	Charter School Testing Svcs.	000307		120MAIN
02/14/24	14337	500.00	500.00		02/29/24	Cooperative Educational Services	000327		120MAIN
02/14/24	14338	321.32	321.32		02/29/24	Dry Fly Enterprises, Inc	010170		120MAIN
02/14/24	14339	1,314.71	1,314.71		02/29/24	Lock Box EM3 Networks LLC	010028		120MAIN
02/14/24	14340	1,225.28	1,225.28		02/29/24	Panoptic Clean LLC	010195		120MAIN
02/14/24	14341	207.09	207.09		02/29/24	Pitney Bowes Global Financial Services	000762		120MAIN
02/21/24	14342	1,592.22	1,592.22		02/29/24	AJF Enterprise Inc	010154		120MAIN
02/21/24	14343	1,168.94	1,168.94		02/29/24	Amazon Capital Services, Inc	001361		120MAIN
02/21/24	14344	225.00	225.00		02/29/24	Arness, Tani	000696		120MAIN
02/21/24	14345	273.66	273.66		02/29/24	Bowers, Amy	010106		120MAIN
02/21/24	14346	120.75	120.75		02/29/24	Century Link	001355		120MAIN
02/21/24	14347	1,182.63	1,182.63		02/29/24	Cooperative Educational Services	000327		120MAIN
02/21/24	14348	2,884.24	2,884.24		02/29/24	Dry Fly Enterprises, Inc	010170		120MAIN
02/21/24	14349	1,366.28	1,366.28		02/29/24	JMP Academy	010198		120MAIN
02/21/24	14350	8,231.80	8,231.80		02/29/24	LSG and Associates Inc	010013		120MAIN
02/24/24	14351	13,935.02	13,935.02		02/29/24	EFTPS	900004		120MAIN
02/24/24	Batch 02/24/2024	44,129.16	44,129.16		02/29/24				120MAIN
02/28/24	14358	1,504.59	1,504.59		02/29/24	PNM	000528		120MAIN
		248,122.67	248,122.67			(*) Cancelled Payments	69.50		

Cleared Deposits

Deposited	Deposit #	Deposit Amount	Cleared Amount	Difference	Cleared	Bank Acct
02/07/24	Batch 02/07/2024	1,134.52	1,134.52		02/29/24	120MAIN
02/08/24	Batch 02/08/2024	1,995.46	1,995.46		02/29/24	120MAIN
02/09/24	Batch 02/09/2024	305,820.45	305,820.45		02/29/24	120MAIN
02/12/24	Batch 02/12/2024	116,000.00	116,000.00		02/29/24	120MAIN
02/13/24	Batch 02/13/2024	3,890.05	3,890.05		02/29/24	120MAIN
02/15/24	Batch 02/15/2024	45.92	45.92		02/29/24	120MAIN
02/16/24	Batch 02/16/2024	23.08	23.08		02/29/24	120MAIN
02/20/24	Batch 02/20/2024	2,392.85	2,392.85		02/29/24	120MAIN

Selection Grouped by Org, Cash Object, Statement Date - Sorted by Item date, Item #, (Org = 120, Cash Object IN ('11011'), Bank Statement Date = 2/29/2024, Uncleared Only? = No)



Statement Date 02/29/2024

Cash Object 11011

Status Posted

Journal Entry #

Cleared Deposits (continued)

Deposited	Deposit #	Deposit Amount	Cleared Amount	Difference	Cleared	Bank Acct
02/28/24	Batch 02/28/2024	15,496.41	15,496.41		02/29/24	120MAIN
		446,798.74	446,798.74			

Analyzed Business Checking - PF



Account number: [REDACTED] 4978 ■ February 1, 2024 - February 29, 2024 ■ Page 1 of 3

CEASAR CHAVEZ COMMUNITY SCHOOL
 OPERATING ACCOUNT
 1325 PALOMAS DR SE
 ALBUQUERQUE NM 87108-4718

Questions?

Call your Customer Service Officer or Client Services
 1-800-AT WELLS (1-800-289-3557)
 5:00 AM TO 6:00 PM Pacific Time Monday - Friday

Online: wellsfargo.com

Write: Wells Fargo Bank, N.A. (585)
 P.O. Box 6995
 Portland, OR 97228-6995

Account summary

Analyzed Business Checking - PF

Account number	Beginning balance	Total credits	Total debits	Ending balance
[REDACTED] 4978	\$2,094,159.93	\$449,409.07	-\$250,733.00	\$2,292,836.00

Credits

Deposits

Effective date	Posted date	Amount	Transaction detail
02/06	02/07	1,235.21	Reversal of Check Posted 2-06-24 Refer to Maker Our Ref: 2-06-24 00000000
02/12	02/13	139.91	Reversal of Check Posted 2-12-24 Reposted 2-13-24 as Serial 0000014178 Our Ref: 2-12-24 00000000
02/15	02/16	1,235.21	Reversal of Check Posted 2-15-24 Reposted 2-16-24 as Serial 0000014328 Our Ref: 2-15-24 00000000
		\$2,610.33	Total deposits

Electronic deposits/bank credits

Effective date	Posted date	Amount	Transaction detail
	02/07	1,134.52	State of NEW Mex Vndr Pymt Nmap0001897039 USDA December 2023 USDA December 2023
	02/08	892.58	State of NEW Mex Vndr Pymt Nmap0001898193 512-000-2324-24189-0004 24189 Student Supp Academ
	02/08	1,102.88	State of NEW Mex Vndr Pymt Nmap0001898031 512-000-2324-24106-0003 24106 Entitlement Idea-B
	02/09	14.75	State of NEW Mex Vndr Pymt Nmap0001899638 USDA Dec 2023-State USDA Dec 2023-State
	02/09	8,654.27	State of NEW Mex Vndr Pymt Nmap0001899654 512-000-2324-27407-0002 27407 Family Income Index
	02/09	18,072.70	State of NEW Mex Vndr Pymt Nmap0001899104 512-000-2324-24330-0002 24330 ARP Esser III 12/01
	02/09	279,078.73	State of NEW Mex Vndr Pymt Nmap0001899559 11000 Seg February 2024 11000 Seg February 2024
	02/12	116,000.00	State of NEW Mex Vndr Pymt Nmap0001900425 512-000-2324-31400-0001 31400 Speical Capital Out

Electronic deposits/bank credits (continued)

<i>Effective date</i>	<i>Posted date</i>	<i>Amount</i>	<i>Transaction detail</i>
	02/13	3,890.05	State of NEW Mex Vndr Pymt Nmap0001901433 512-000-2324-24101-0003 24101 Title I Part A - Es
	02/15	45.92	Sandoval County ACH Paymen 1257996 Jan 2024 Dist APS Hb-33
	02/16	23.08	Sandoval County ACH Paymen 1259162 Jan 2024 Dist APS Sb-9
	02/20	2,392.85	Bernalillo Count Distr_Pymt Cesar Chavez Community
	02/28	15,496.41	State of NEW Mex Vndr Pymt Nmap0001913114 31703 Fy24 State Match 31703 Fy24 State Match
		\$446,798.74	Total electronic deposits/bank credits
		\$449,409.07	Total credits

Debits

Electronic debits/bank debits

<i>Effective date</i>	<i>Posted date</i>	<i>Amount</i>	<i>Transaction detail</i>
	02/01	649.94 <	Business to Business ACH Debit - Level 3 Communic Auto Pay 240131 14670827031 x
	02/01	1,753.94	PNM Web_Pay Jan 24 13063817013124 Cesar Chavez Community
	02/02	243.99 <	Business to Business ACH Debit - Sams Syf Paymnt Feb 02 604600204947332 Cesar Chavez Community
	02/05	256.35	Achma Visb Bill Pymnt 240203 6162288 Ceasar Chavez Communit
	02/06	9,667.21	ACH Prep Origintn - Cesar Chavez Com - File 1200948759 Coid 1200948759
	02/06	34,109.40	ACH Prep Origintn - Cesar Chavez Com - File 1200948759 Coid 1200948759
	02/08	3,884.54	WT Seq454076 State of NEW Mexico, NE /Bnf=State of NEW Mexico, NEW Mexico Retiree Hea Srf# Gw00000065095344 Trn#240208454076 Rfb# 590
	02/08	19,253.00	WT Seq452580 State of NEW Mexico, Pu /Bnf=State of NEW Mexico, Public Schools Insuran Srf# Gw00000065088194 Trn#240208452580 Rfb# 589
	02/09	200.00	WT Seq457446 U.S Omni - Tsacg Compli /Bnf=U.S Omni - Tsacg Compliance Services Inc, A Srf# Gw00000065107374 Trn#240208457446 Rfb# 591
	02/09	3,777.08 <	Business to Business ACH Debit - Tax_Rev_Wwt_Ecks Trd Pmnt 240208 xxxxx6880 Cesar Chavez Community
	02/09	14,023.56 <	Business to Business ACH Debit - IRS Usatxpymt 020924 270444072076032 Cesar Chavez Community
	02/09	37,356.19 <	Business to Business ACH Debit - Nmerb Web Pay 240208 02336 Cesar Chavez Community
	02/15	354.89 <	Business to Business ACH Debit - Abcwua Water Aut Web Pay 240214 5054939560 Cesar Chavez Community
	02/22	9,115.25	ACH Prep Origintn - Cesar Chavez Com - File 1200948759 Coid 1200948759
	02/22	35,013.91	ACH Prep Origintn - Cesar Chavez Com - File 1200948759 Coid 1200948759
	02/23	13,935.02 <	Business to Business ACH Debit - IRS Usatxpymt 022324 270445403539419 Cesar Chavez Community
	02/29	1,504.59	PNM Web_Pay Feb 24 13227944022824 Cesar Chavez Community
		\$185,098.86	Total electronic debits/bank debits

< Business to Business ACH: If this is a business account, this transaction has a return time frame of one business day from post date. This time frame does not apply to consumer accounts.



Checks paid

<i>Number</i>	<i>Amount</i>	<i>Date</i>	<i>Number</i>	<i>Amount</i>	<i>Date</i>	<i>Number</i>	<i>Amount</i>	<i>Date</i>
1438	1,235.21	02/15	14303	661.25	02/12	14334	582.23	02/20
14148*	139.91	02/12	14304	265.87	02/16	14335	72.65	02/27
14178*	139.91	02/13	14305	79.60	02/16	14336	1,514.82	02/26
14194*	1,235.21	02/06	14307*	444.00	02/14	14337	500.00	02/21
14233*	650.55	02/12	14309*	968.63	02/15	14338	321.32	02/16
14266*	1,514.82	02/05	14310	1,720.54	02/12	14339	1,314.71	02/20
14287*	355.99	02/14	14311	105.50	02/12	14340	1,225.28	02/16
14288	458.63	02/05	14312	5,381.26	02/16	14341	207.09	02/23
14289	80.00	02/07	14313	66.26	02/12	14342	1,592.22	02/26
14291*	1,937.25	02/02	14316*	455.00	02/15	14343	1,168.94	02/26
14292	139.91	02/12	14317	3,279.99	02/16	14344	225.00	02/26
14293	1,225.28	02/02	14318	484.31	02/29	14345	273.66	02/29
14296*	856.20	02/09	14324*	50.00	02/13	14346	120.75	02/26
14299*	11,076.41	02/13	14325	41.00	02/27	14347	1,182.63	02/26
14300	26.00	02/15	14327*	1,589.28	02/13	14348	2,884.24	02/28
14301	625.57	02/21	14328	1,235.21	02/16	14349	1,366.28	02/27
14302	1,592.22	02/13	14333*	2,733.75	02/20	14350	8,231.80	02/27
			\$65,634.14	Total checks paid				

* Gap in check sequence.

\$250,733.00 Total debits

Daily ledger balance summary

<i>Date</i>	<i>Balance</i>	<i>Date</i>	<i>Balance</i>	<i>Date</i>	<i>Balance</i>
01/31	2,094,159.93	02/09	2,271,862.98	02/21	2,356,273.75
02/01	2,091,756.05	02/12	2,384,379.06	02/22	2,312,144.59
02/02	2,088,349.53	02/13	2,373,961.20	02/23	2,298,002.48
02/05	2,086,119.73	02/14	2,373,161.21	02/26	2,292,198.12
02/06	2,041,107.91	02/15	2,370,167.40	02/27	2,282,486.39
02/07	2,043,397.64	02/16	2,359,637.16	02/28	2,295,098.56
02/08	2,022,255.56	02/20	2,357,399.32	02/29	2,292,836.00
Average daily ledger balance		\$2,254,799.01			