

**Cesar Chavez Community School
Financial Update
November 01, 2023**

A. BARs

<u>BAR #</u>	<u>Fund Description</u>	<u>Reason/Type</u>	<u>Amount</u>
<u>1</u> 512-000-2324-0002-I	31400 - State Capital Outlay	Increase FY23 carryover	\$ 13,029.00
<u>2</u> 512-000-2324-0008-I	27107 - Library GO Bond	Increase FY24 award	\$ 4,291.00
<u>3</u> 512-000-2324-0009-T	11000 - Operationl	Transfer to budget at function	\$ -
<u>4</u> 512-000-2324-0010-T	24330 - ESSER III	Transfer to budget at function	\$ -
<u>5</u> 512-000-2324-0011-T	27407 - Family Income Index	Transfer to budget at function	\$ -

B. Payroll & Accounts Payable Payment Vouchers

1 September 2023

C. Financial Statement Reports - as of June 30, 2023

1 Financial Analysis

2 Bank Reconciliations

D. Other

Must submit backup for all BARs, except transfers of funds for SEG or direct grants

STATE OF NEW MEXICO
PUBLIC EDUCATION DEPARTMENT
 300 Don Gaspar Santa Fe, NM 87501-2786
Budget Adjustment Request

Page 2 of 52
 Doc. ID: 512-000-2324-0002-1
 Fund Type: Capital Outlay
 Adjustment Type: Increase

Fiscal Year: 2023-2024

Entity Name: Cesar Chavez Community School

Adjustment Changes Intent/Scope of Program Yes or No?: No

Contact: Katie Shelton

Total Approved Budget (Flowthrough):

Phone: 505-524-3440

Email: katie@k12accounting.com

FLOWTHROUGH ONLY	
Budget Period: 2023-07-01	To: 2024-06-30
A. Approved Carryover:	
B. Total Current Year Allocation:	
D. Total Funding Available:	

Revenue 31400.0000.43204 \$13,029

Fund	Function	Object	Program	Location	Job Class	Present Budget	Adj Amt Exp	Adj Budget	ADD'L FTE
31400 Special Capital Outlay- State	4000 Capital Outlay	56119 Supply Assets (\$5,000 or less).	0000 No Program	512001 Cesar Chavez Community School-Admin Office	0000 No Job Class	\$182,417	\$13,029	\$195,446	
Sub Total							\$13,029		
Indirect Cost									
DOC. TOTAL							\$13,029		

Justification:

Increase for FY24 carry-over.

Compliance with Sections 10-15-1 and 22-8-12, NMSA, 1978 Compilation:

A. The requested budget/changes were authorized at a scheduled Board of Education or Governance Council meeting open to the public on:

B. Justification for the transfer: Explanation such as "underbudgeted", "insufficient budget", or "needed to close out Project" ARE NOT ACCEPTABLE. Attach additional sheets if necessary.

ALL TRANSFER BARS MUST NET OUT TO ZERO ON THE DOC. TOTAL LINE.

Approvals by Digital Signature		
<u>Name</u>	<u>Role</u>	<u>Date</u>
Katie Shelton	Business Manager	10/27/2023 1:28:55 PM

Must submit backup for all BARs, except transfers of funds for SEG or direct grants

STATE OF NEW MEXICO
PUBLIC EDUCATION DEPARTMENT
 300 Don Gaspar Santa Fe, NM 87501-2786
Budget Adjustment Request

Page 3 of 52
 Doc. ID: 512-000-2324-0008-I
 Fund Type: Capital Outlay
 Adjustment Type: Increase

Fiscal Year: 2023-2024

Entity Name: Cesar Chavez Community School

Adjustment Changes Intent/Scope of Program Yes or No?: No

Contact: Katie Shelton

Total Approved Budget (Flowthrough):

Phone: 505-524-3440

Email: katie@k12accounting.com

FLOWTHROUGH ONLY	
Budget Period: 2023-07-01	To: 2024-06-30
A. Approved Carryover:	
B. Total Current Year Allocation:	
D. Total Funding Available:	

Revenue 27107.0000.43202 \$4,291

Fund	Function	Object	Program	Location	Job Class	Present Budget	Adj Amt Exp	Adj Budget	ADD'L FTE
27107 27107 GOB Library	2200 Support Services- Instruction	56114 Library And Audio-Visual	0000 No Program	512001 Cesar Chavez Community School-Admin Office	0000 No Job Class	\$2,873	\$4,291	\$7,164	
Sub Total							\$4,291		
Indirect Cost									
DOC. TOTAL							\$4,291		

Justification:

Increase for FY24 award.

Compliance with Sections 10-15-1 and 22-8-12, NMSA, 1978 Compilation:

A. The requested budget/changes were authorized at a scheduled Board of Education or Governance Council meeting open to the public on:

B. Justification for the transfer: Explanation such as "underbudgeted", "insufficient budget", or "needed to close out Project" ARE NOT ACCEPTABLE. Attach additional sheets if necessary.

ALL TRANSFER BARS MUST NET OUT TO ZERO ON THE DOC. TOTAL LINE.

Approvals by Digital Signature		
<u>Name</u>	<u>Role</u>	<u>Date</u>
Katie Shelton	Business Manager	10/27/2023 1:40:57 PM

Must submit backup for all BARs, except transfers of funds for SEG or direct grants

STATE OF NEW MEXICO
PUBLIC EDUCATION DEPARTMENT
 300 Don Gaspar Santa Fe, NM 87501-2786
Budget Adjustment Request

Doc. ID: 512-000-2324-0009-T

Fund Type: General Fund / Capital Outlay / Debt Service

Adjustment Type: Transfer

Fiscal Year: 2023-2024

Entity Name: Cesar Chavez Community School

Adjustment Changes Intent/Scope of Program Yes or No?: No

Contact: Katie Shelton

Total Approved Budget (Flowthrough):

Phone: 505-524-3440

Email: katie@k12accounting.com

FLOWTHROUGH ONLY	
Budget Period: 2023-07-01	To: 2024-06-30
A. Approved Carryover:	
B. Total Current Year Allocation:	
D. Total Funding Available:	

Fund	Function	Object	Program	Location	Job Class	Present Budget	Adj Amt Exp	Adj Budget	ADD'L FTE
11000 Operational	1000 Instruction	56119 Supply Assets (\$5,000 or less).	1010 Regular Education (PreK-12) Programs	512001 Cesar Chavez Community School-Admin Office	0000 No Job Class	\$360,500	(\$50,000)	\$310,500	
11000 Operational	2200 Support Services-Instruction	55915 Other Contract Services	0000 No Program	512001 Cesar Chavez Community School-Admin Office	0000 No Job Class	\$10,100	\$5,000	\$15,100	
11000 Operational	2200 Support Services-Instruction	56119 Supply Assets (\$5,000 or less).	0000 No Program	512001 Cesar Chavez Community School-Admin Office	0000 No Job Class		\$5,000	\$5,000	
11000 Operational	4000 Capital Outlay	54640 Rental - Lease To Purchase	0000 No Program	512001 Cesar Chavez Community School-Admin Office	0000 No Job Class		\$40,000	\$40,000	
Sub Total							\$0		
Indirect Cost									
DOC. TOTAL							\$0		

Justification:

Transfer BAR to correct at function level.

Compliance with Sections 10-15-1 and 22-8-12, NMSA, 1978 Compilation:

A. The requested budget/changes were authorized at a scheduled Board of Education or Governance Council meeting open to the public on:

B. Justification for the transfer: Explanation such as "underbudgeted", "insufficient budget", or "needed to close out Project" ARE NOT ACCEPTABLE. Attach additional sheets if necessary.

ALL TRANSFER BARS MUST NET OUT TO ZERO ON THE DOC. TOTAL LINE.

Approvals by Digital Signature		
<u>Name</u>	<u>Role</u>	<u>Date</u>
Katie Shelton	Business Manager	10/27/2023 3:33:46 PM

Must submit backup for all BARs, except transfers of funds for SEG or direct grants

STATE OF NEW MEXICO
PUBLIC EDUCATION DEPARTMENT
 300 Don Gaspar Santa Fe, NM 87501-2786
Budget Adjustment Request

Doc. ID: 512-000-2324-0010-T

Fund Type: Flowthrough

Adjustment Type: Transfer

Fiscal Year: 2023-2024

Entity Name: Cesar Chavez Community School

Adjustment Changes Intent/Scope of Program Yes or No?: No

Contact: Katie Shelton

Total Approved Budget (Flowthrough):

Phone: 505-524-3440

Email: katie@k12accounting.com

FLOWTHROUGH ONLY	
Budget Period: 07/01/2023	To: 06/30/2024
A. Approved Carryover:	
B. Total Current Year Allocation:	
D. Total Funding Available:	

Fund	Function	Object	Program	Location	Job Class	Present Budget	Adj Amt Exp	Adj Budget	ADD'L FTE
24330 ARP ESSER III	1000 Instruction	51100 Salaries Expense	1010 Regular Education (PreK-12) Programs	512001 Cesar Chavez Community School-Admin Office	1411 Teachers-Grades 1-12	\$74,680	(\$49,050)	\$25,630	
24330 ARP ESSER III	2100 Support Services-Students	51100 Salaries Expense	0000 No Program	512001 Cesar Chavez Community School-Admin Office	1218 School/Student Support		\$49,000	\$49,000	
24330 ARP ESSER III	2600 Operation & Maintenance of Plant	54416 Communication Services	0000 No Program	512001 Cesar Chavez Community School-Admin Office	0000 No Job Class		\$50	\$50	
Sub Total							\$0		
Indirect Cost									
DOC. TOTAL							\$0		

Justification:

Transfer between functions to align with FY24 budget objectives.

Compliance with Sections 10-15-1 and 22-8-12, NMSA, 1978 Compilation:

A. The requested budget/changes were authorized at a scheduled Board of Education or Governance Council meeting open to the public on:

B. Justification for the transfer: Explanation such as "underbudgeted", "insufficient budget", or "needed to close out Project" ARE NOT ACCEPTABLE. Attach additional sheets if necessary.

ALL TRANSFER BARS MUST NET OUT TO ZERO ON THE DOC. TOTAL LINE.

Approvals by Digital Signature		
<u>Name</u>	<u>Role</u>	<u>Date</u>
Katie Shelton	Business Manager	10/27/2023 3:56:47 PM

Must submit backup for all BARs,
except transfers of funds for SEG or
direct grants

STATE OF NEW MEXICO
PUBLIC EDUCATION DEPARTMENT
300 Don Gaspar Santa Fe, NM 87501-2786
Budget Adjustment Request

Fiscal Year: 2023-2024

Entity Name: Cesar Chavez Community School

Adjustment Changes Intent/Scope of Program Yes or No?: No

Contact: Katie Shelton

Total Approved Budget (Flowthrough):

Phone: 505-524-3440

Email: katie@k12accounting.com

FLOWTHROUGH ONLY	Budget Period: 07/01/2023	To: 06/30/2024
A. Approved Carryover:		
B. Total Current Year Allocation:		
D. Total Funding Available:		

Fund	Function	Object	Program	Location	Job Class	Present Budget	Adj Amt Exp	Adj Budget	ADD'L FTE
27407 Family Income Index	2100 Support Services-Students	51100 Salaries Expense	0000 No Program	512001 Cesar Chavez Community School-Admin Office	1214 Guidance Counselors/Social Workers	\$69,600	(\$69,600)		
27407 Family Income Index	2100 Support Services-Students	52111 Educational Retirement	0000 No Program	512001 Cesar Chavez Community School-Admin Office	1214 Guidance Counselors/Social Workers	\$12,633	(\$12,633)		
27407 Family Income Index	2100 Support Services-Students	52112 ERA - Retiree Health	0000 No Program	512001 Cesar Chavez Community School-Admin Office	1214 Guidance Counselors/Social Workers	\$1,392	(\$1,392)		
27407 Family Income Index	2100 Support Services-Students	52210 FICA Payments	0000 No Program	512001 Cesar Chavez Community School-Admin Office	1214 Guidance Counselors/Social Workers	\$4,316	(\$4,316)		
27407 Family Income Index	2100 Support Services-Students	52220 Medicare Payments	0000 No Program	512001 Cesar Chavez Community School-Admin Office	1214 Guidance Counselors/Social Workers	\$1,010	(\$1,010)		
27407 Family Income Index	2100 Support Services-Students	52311 Health and Medical Premiums	0000 No Program	512001 Cesar Chavez Community School-Admin Office	1214 Guidance Counselors/Social Workers	\$7,751	(\$7,751)		
27407 Family Income Index	2100 Support Services-Students	52312 Life	0000 No Program	512001 Cesar Chavez Community School-Admin Office	1214 Guidance Counselors/Social Workers	\$32	(\$32)		
27407 Family Income Index	2100 Support Services-Students	52313 Dental	0000 No Program	512001 Cesar Chavez Community School-Admin Office	1214 Guidance Counselors/Social Workers	\$121	(\$121)		
27407 Family Income Index	2100 Support Services-Students	52314 Vision	0000 No Program	512001 Cesar Chavez Community School-Admin Office	1214 Guidance Counselors/Social Workers	\$53	(\$53)		
27407 Family Income Index	2100 Support Services-Students	52315 Disability	0000 No Program	512001 Cesar Chavez Community School-Admin Office	1214 Guidance Counselors/Social Workers	\$262	(\$262)		
27407 Family Income Index	2100 Support Services-Students	52500 Unemployment Compensation	0000 No Program	512001 Cesar Chavez Community School-Admin Office	1214 Guidance Counselors/Social Workers	\$100	(\$100)		

27407 Family Income Index	2100 Support Services-Students	52710 Workers Compensation Premium	0000 No Program	512001 Cesar Chavez Community School-Admin Office	1214 Guidance Counselors/Social Workers	\$817	(\$817)		
27407 Family Income Index	2100 Support Services-Students	52720 Workers Compensation Employer's Fee	0000 No Program	512001 Cesar Chavez Community School-Admin Office	1214 Guidance Counselors/Social Workers	\$10	(\$10)		
27407 Family Income Index	1000 Instruction	51100 Salaries Expense	1010 Regular Education (PreK-12) Programs	512001 Cesar Chavez Community School-Admin Office	1411 Teachers-Grades 1-12		\$46,332	\$46,332	0.60
27407 Family Income Index	1000 Instruction	51100 Salaries Expense	1010 Regular Education (PreK-12) Programs	512001 Cesar Chavez Community School-Admin Office	1711 Instructional Assistants - Grades 1-12	\$9,818	\$22,395	\$32,213	0.93
27407 Family Income Index	1000 Instruction	52111 Educational Retirement	1010 Regular Education (PreK-12) Programs	512001 Cesar Chavez Community School-Admin Office	1411 Teachers-Grades 1-12		\$8,800	\$8,800	
27407 Family Income Index	1000 Instruction	52111 Educational Retirement	1010 Regular Education (PreK-12) Programs	512001 Cesar Chavez Community School-Admin Office	1711 Instructional Assistants - Grades 1-12	\$1,782	\$4,265	\$6,047	
27407 Family Income Index	1000 Instruction	52112 ERA - Retiree Health	1010 Regular Education (PreK-12) Programs	512001 Cesar Chavez Community School-Admin Office	1411 Teachers-Grades 1-12		\$927	\$927	
27407 Family Income Index	1000 Instruction	52112 ERA - Retiree Health	1010 Regular Education (PreK-12) Programs	512001 Cesar Chavez Community School-Admin Office	1711 Instructional Assistants - Grades 1-12	\$197	\$448	\$645	
27407 Family Income Index	1000 Instruction	52210 FICA Payments	1010 Regular Education (PreK-12) Programs	512001 Cesar Chavez Community School-Admin Office	1411 Teachers-Grades 1-12		\$2,792	\$2,792	
27407 Family Income Index	1000 Instruction	52210 FICA Payments	1010 Regular Education (PreK-12) Programs	512001 Cesar Chavez Community School-Admin Office	1711 Instructional Assistants - Grades 1-12	\$371	\$1,506	\$1,877	
27407 Family Income Index	1000 Instruction	52220 Medicare Payments	1010 Regular Education (PreK-12) Programs	512001 Cesar Chavez Community School-Admin Office	1411 Teachers-Grades 1-12		\$653	\$653	
27407 Family Income Index	1000 Instruction	52220 Medicare Payments	1010 Regular Education (PreK-12) Programs	512001 Cesar Chavez Community School-Admin Office	1711 Instructional Assistants - Grades 1-12	\$143	\$296	\$439	
27407 Family Income Index	1000 Instruction	52311 Health and Medical Premiums	1010 Regular Education (PreK-12) Programs	512001 Cesar Chavez Community School-Admin Office	1411 Teachers-Grades 1-12		\$2,844	\$2,844	
27407 Family Income Index	1000 Instruction	52311 Health and Medical Premiums	1010 Regular Education (PreK-12) Programs	512001 Cesar Chavez Community School-Admin Office	1711 Instructional Assistants - Grades 1-12	\$1,827	\$6,094	\$7,921	
27407 Family Income Index	1000 Instruction	52312 Life	1010 Regular Education (PreK-12) Programs	512001 Cesar Chavez Community School-Admin Office	1411 Teachers-Grades 1-12		\$23	\$23	
27407 Family Income Index	1000 Instruction	52312 Life	1010 Regular Education (PreK-12) Programs	512001 Cesar Chavez Community School-Admin Office	1711 Instructional Assistants - Grades 1-12	\$9	\$23	\$32	

27407 Family Income Index	1000 Instruction	52313 Dental	1010 Regular Education (PreK-12) Programs	512001 Cesar Chavez Community School-Admin Office	1411 Teachers-Grades 1-12		\$158	\$158	Page 8 of 52	
27407 Family Income Index	1000 Instruction	52314 Vision	1010 Regular Education (PreK-12) Programs	512001 Cesar Chavez Community School-Admin Office	1411 Teachers-Grades 1-12		\$38	\$38		
27407 Family Income Index	1000 Instruction	52315 Disability	1010 Regular Education (PreK-12) Programs	512001 Cesar Chavez Community School-Admin Office	1711 Instructional Assistants - Grades 1-12	\$42	\$105	\$147		
27407 Family Income Index	1000 Instruction	52500 Unemployment Compensation	1010 Regular Education (PreK-12) Programs	512001 Cesar Chavez Community School-Admin Office	1411 Teachers-Grades 1-12		\$65	\$65		
27407 Family Income Index	1000 Instruction	52500 Unemployment Compensation	1010 Regular Education (PreK-12) Programs	512001 Cesar Chavez Community School-Admin Office	1711 Instructional Assistants - Grades 1-12	\$26	\$85	\$111		
27407 Family Income Index	1000 Instruction	52710 Workers Compensation Premium	1010 Regular Education (PreK-12) Programs	512001 Cesar Chavez Community School-Admin Office	1711 Instructional Assistants - Grades 1-12	\$163	\$48	\$211		
27407 Family Income Index	1000 Instruction	52720 Workers Compensation Employer's Fee	1010 Regular Education (PreK-12) Programs	512001 Cesar Chavez Community School-Admin Office	1411 Teachers-Grades 1-12		\$100	\$100		
27407 Family Income Index	1000 Instruction	52720 Workers Compensation Employer's Fee	1010 Regular Education (PreK-12) Programs	512001 Cesar Chavez Community School-Admin Office	1711 Instructional Assistants - Grades 1-12	\$3	\$100	\$103		
Sub Total								\$0		1.53
Indirect Cost										
DOC. TOTAL								\$0		

Justification:

Transfer between functions to align with FY24 budget objectives.

Compliance with Sections 10-15-1 and 22-8-12, NMSA, 1978 Compilation:

A. The requested budget/changes were authorized at a scheduled Board of Education or Governance Council meeting open to the public on:

B. Justification for the transfer: Explanation such as "underbudgeted", "insufficient budget", or "needed to close out Project" ARE NOT ACCEPTABLE. Attach additional sheets if necessary.

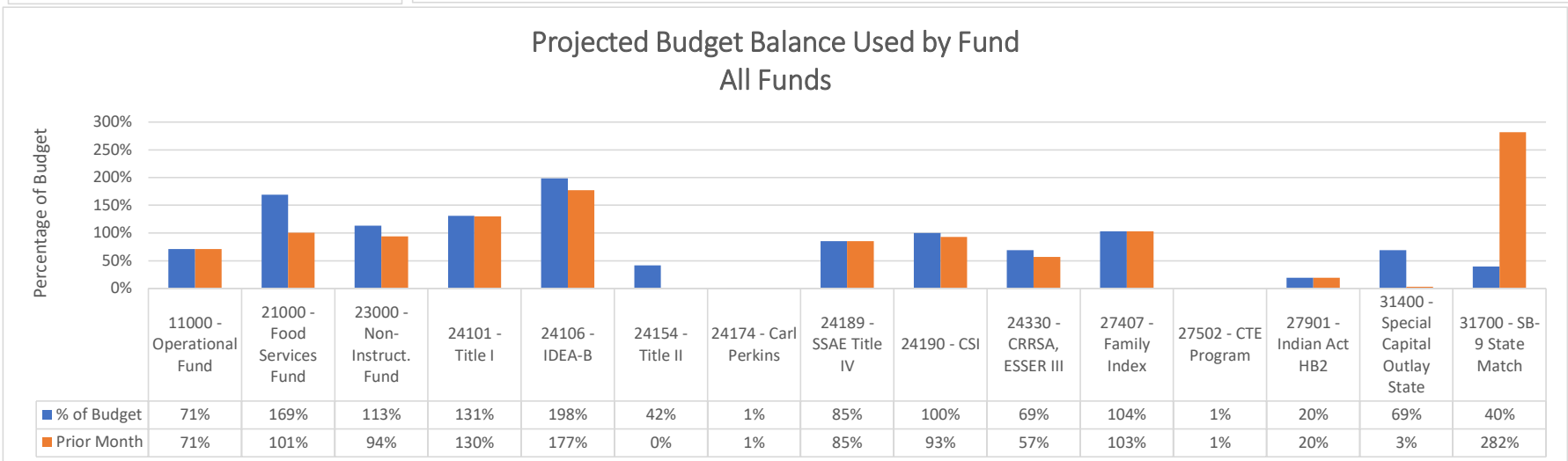
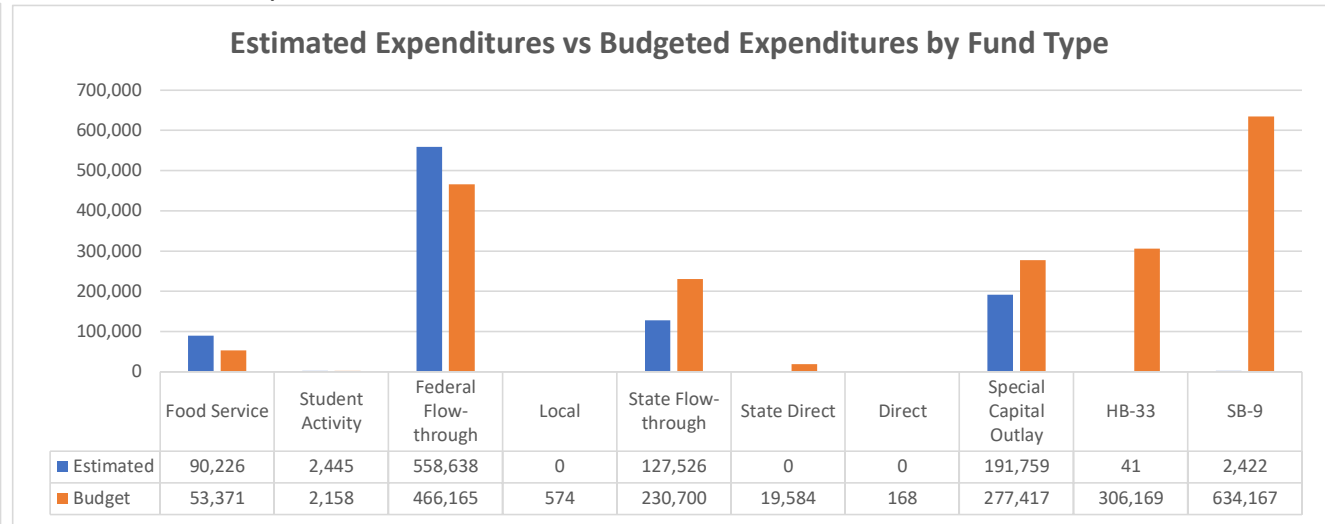
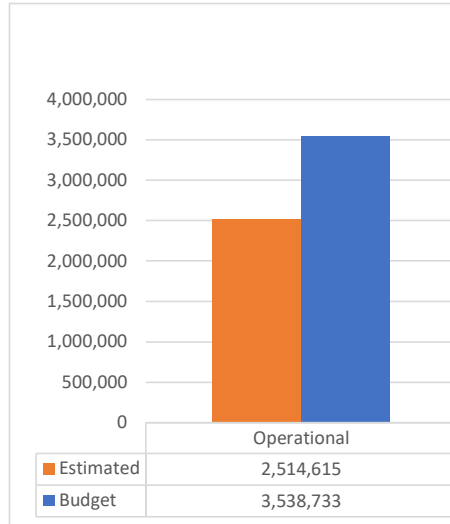
ALL TRANSFER BARS MUST NET OUT TO ZERO ON THE DOC. TOTAL LINE.

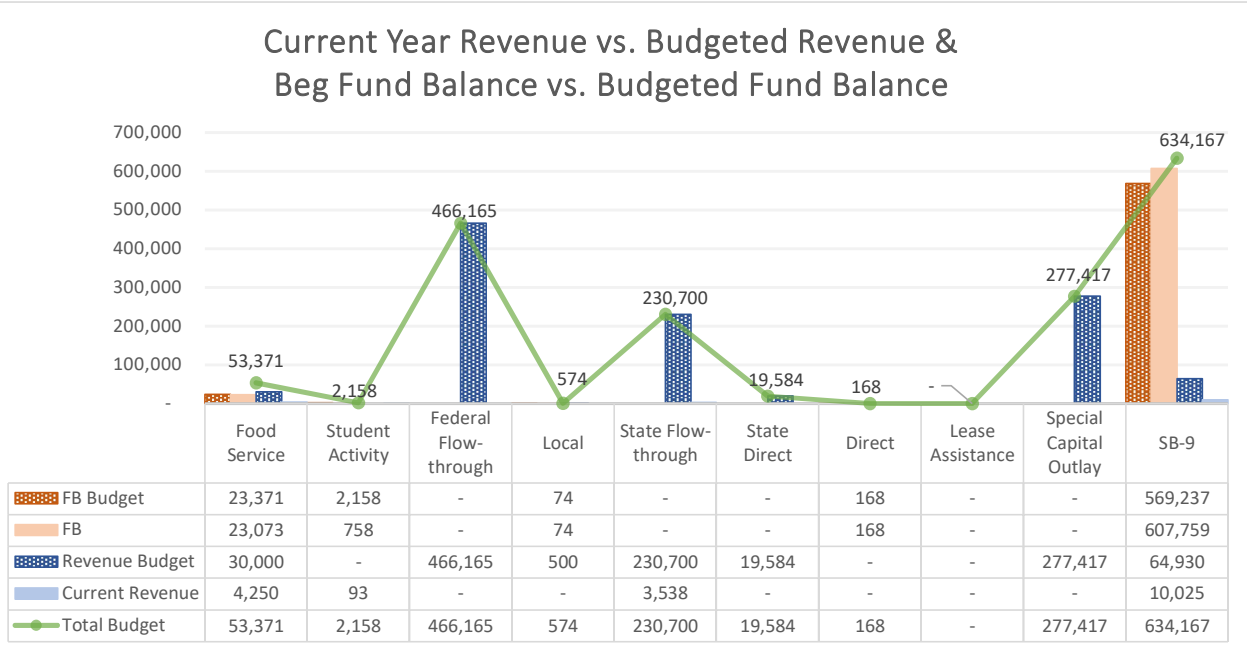
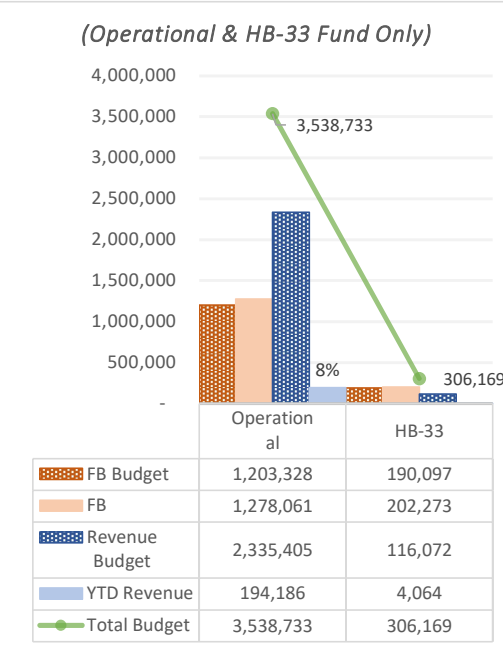
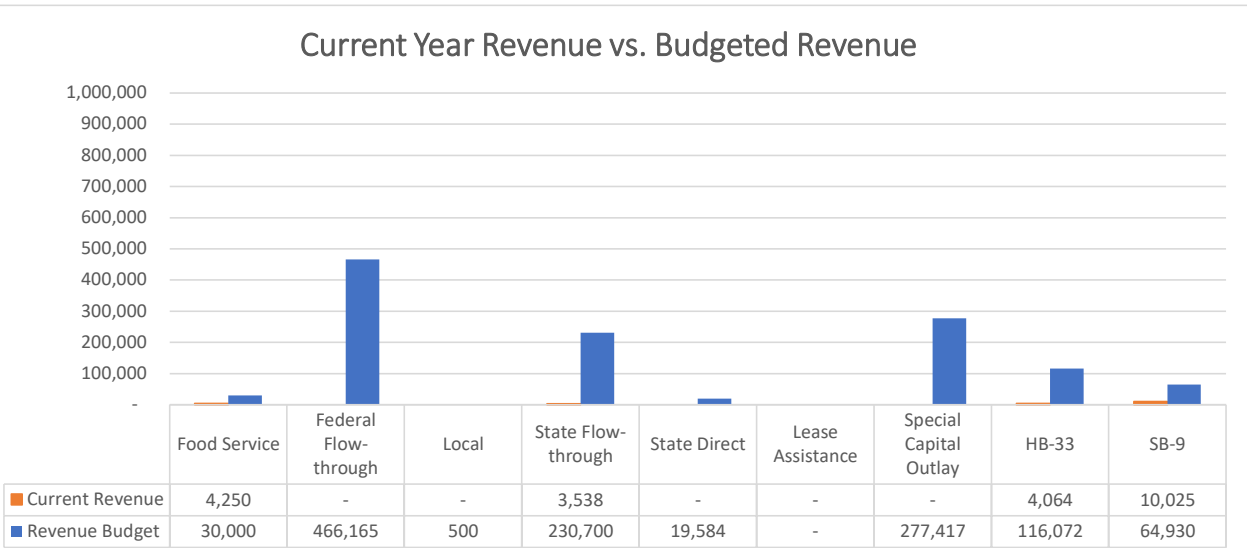
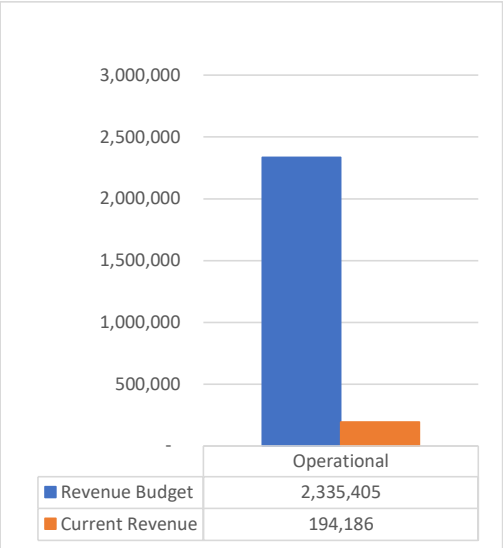
Approvals by Digital Signature		
Name	Role	Date
Katie Shelton	Business Manager	10/27/2023 4:25:39 PM

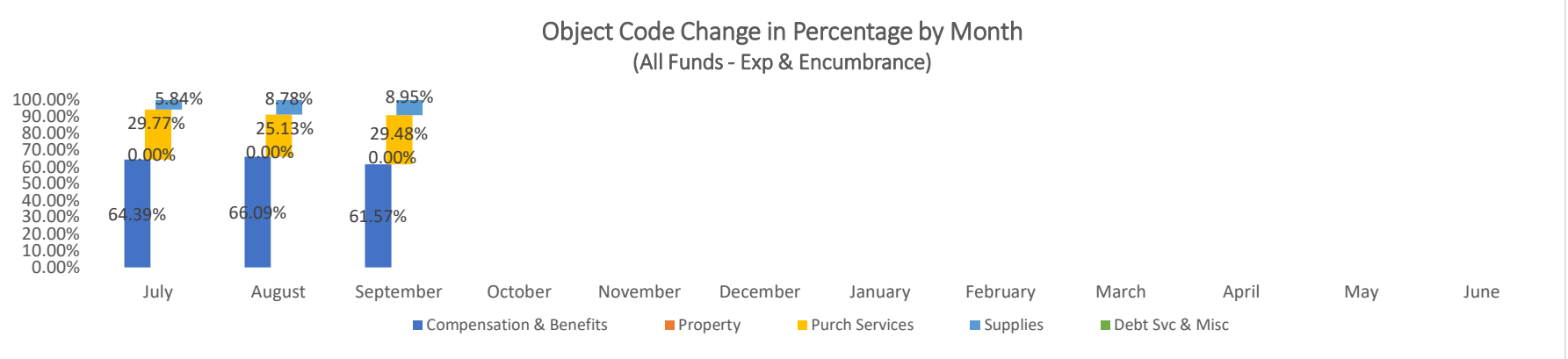
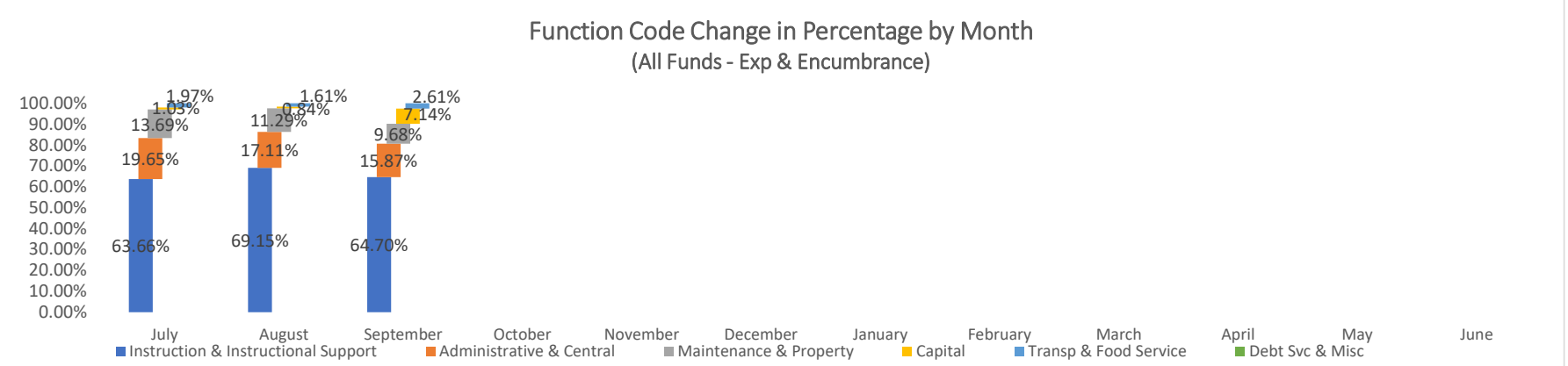
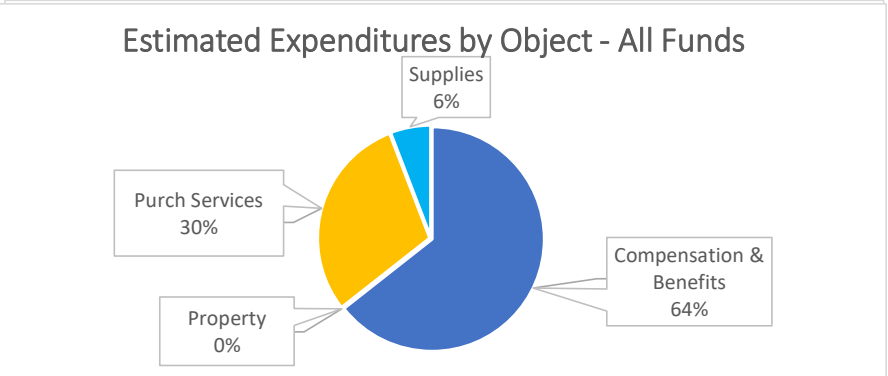
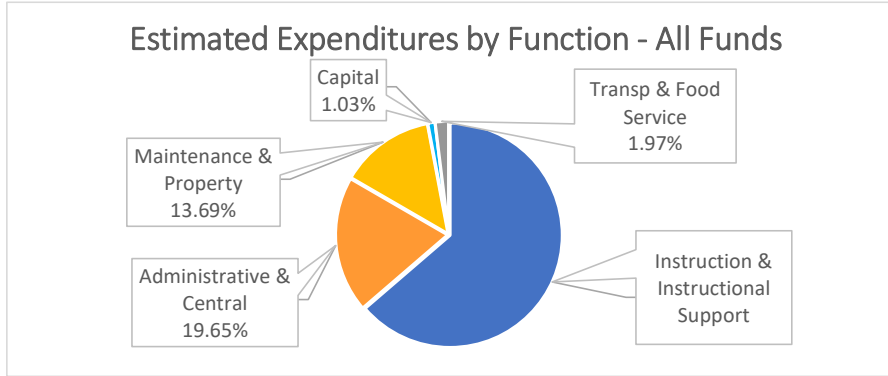
Cesar Chavez Community School

Expenditure Analytical Review

September 30, 2023







Checks Dated 09/01/2023 through 09/30/2023

Check Number	Check Date	Pay to the Order of	Check Amount
14018	09/01/2023	ACES	11,076.41
14019	09/01/2023	Amazon Capital Services, Inc	1,372.39
14020	09/01/2023	CCCS Education Foundation	19,077.33
14021	09/01/2023	CliftonLarsonAllen LLP	11,659.02
14022	09/01/2023	Panoptic Clean LLC	1,225.28
14023	09/01/2023	schoolAbility, LLC	20,005.34
14025	09/08/2023	ACES	14,147.66
14026	09/08/2023	CamNet, Inc	14,666.40
14027	09/08/2023	Charter School Nursing	5,811.75
14028	09/08/2023	Crystal Springs Bottled Water	165.15
14029	09/08/2023	Dry Fly Enterprises, Inc	2,887.59
14030	09/08/2023	EM3 Networks, LLC	1,314.71
14031	09/08/2023	Pitney Bowes	207.09
14032	09/08/2023	Rosetta Stone LLC	1,200.00
14033	09/08/2023	TSA Consulting Group, Inc.	50.00
14034	09/13/2023	ABCWUA	370.91
14035	09/13/2023	Everett, Nathan	329.20
14036	09/13/2023	LSG and Associates Inc	975.00
14037	09/13/2023	Richard M. Romero Consulting	627.45
14038	09/13/2023	Sam's Club & Wal-mart	320.38
14039	09/13/2023	Panoptic Clean LLC	1,225.28
14040	09/13/2023	Sam's Club & Wal-mart	300.37
14041	09/13/2023	Sam's Club & Wal-mart	271.10
14042	09/13/2023	Sam's Club & Wal-mart	154.27
14043	09/13/2023	Wells Fargo Financial Leasing	1,427.67
14044	09/13/2023	Dry Fly Enterprises, Inc	591.93
14045	09/08/2023	NM RHC	2,485.11
14046	09/13/2023	Wilkinson, Adam	104.58
14047	09/20/2023	AAA Organic Pest Control, Inc.	199.34
14048	09/20/2023	Amazon Capital Services, Inc	976.96
14050	09/20/2023	Johnson Controls Inc	1,773.27
14052	09/21/2023	NM Taxation/Revenue Department	3,451.10
14054	09/27/2023	ACES	862.50
14055	09/27/2023	Amazon Capital Services, Inc	503.27
14056	09/27/2023	Bowers, Amy	22.33
14057	09/27/2023	CamNet, Inc	84,837.30
14058	09/27/2023	CCCS Education Foundation	19,077.33
14059	09/27/2023	Crystal Springs Bottled Water	95.29
14060	09/27/2023	Panoptic Clean LLC	1,225.28
14086	09/07/2023	NMPSIA	18,829.56
Total Number of Checks			40
			245,902.90

Fund Recap

Fund	Description	Check Count	Expensed Amount
11000	Operational Fund	37	149,825.31
21000	Food Services Fund	1	3,071.25
23000	Non-Instruct. Fund	2	474.65
24101	Title I - IASA	3	1,069.83
24106	IDEA-B Entitlement	3	444.67

The preceding Checks have been issued in accordance with the District's Policy and authorization of the Board of Trustees. It is recommended that the preceding Checks be approved.



Checks Dated 09/01/2023 through 09/30/2023

Check Number	Check Date	Pay to the Order of	Check Amount
--------------	------------	---------------------	--------------

Fund Recap

<u>Fund</u>	<u>Description</u>	<u>Check Count</u>	<u>Expensed Amount</u>
24174	Carl Perkins Second. - Current	2	34.82
24189	SSAE Title IV	3	91.63
24190	Title I CSI	1	84,837.30
24308	CRRSA, ESSER II	4	3,128.42
24330	CRRSA, ESSER III	3	1,794.20
24346	IDEA-ARP	3	419.38
27407	Family Income Index	3	662.92
27502	Next Gen CTE	2	23.24
27901	Indian Education Act HB2	2	25.28
Total Number of Checks		40	245,902.90
Less Unpaid Tax Liability			.00
Net (Check Amount)			245,902.90

The preceding Checks have been issued in accordance with the District's Policy and authorization of the Board of Trustees. It is recommended that the preceding Checks be approved.



Bank Account 120MAIN - Wells Fargo Operating Account

Payment Id	Comment						
Check # 14018	11000	09/01/2023	Check Amt	11,076.41	Status Cleared	ACES (001522/2)	
11466		FY24 Business Manager Services				11000- 2500- 53414- 0000- 512001- 0000- 00000	11,076.41
Check # 14019	11000	09/01/2023	Check Amt	1,372.39	Status Cleared	Amazon Capital Services, Inc (001361/2)	
13NF-6Q4G-6K9P		Classroom Supplies				11000- 1000- 56119- 1010- 512001- 0000- 00000	399.88
19G7-9X97-3TBG		Building Supplies				11000- 2600- 56118- 0000- 512001- 0000- 00000	20.13
1C6Q-31GK-QXCM		HDMI Cables for Laptops				11000- 2200- 56118- 0000- 512001- 0000- 00000	.12
						24308- 1000- 56118- 1010- 512001- 0000- 00000	19.49
1NN4-VVLD-F6RQ		AC Charger Cord for Chromebook				11000- 2200- 56119- 0000- 512001- 0000- 00000	488.75
1RNN-CT4C-3W3M		Classroom Table				11000- 1000- 56119- 1010- 512001- 0000- 00000	349.03
1V4R-4RT4-RJPC		Classroom Supplies				11000- 1000- 56119- 1010- 512001- 0000- 00000	94.99
Check # 14020	11000	09/01/2023	Check Amt	19,077.33	Status Cleared	CCCS Education Foundation (001285/1)	
1159		FY24 Lease Payment(s)				11000- 4000- 54640- 0000- 512001- 0000- 00000	19,077.33
Check # 14021	11000	09/01/2023	Check Amt	11,659.02	Status Cleared	CliftonLarsonAllen LLP (901009/2)	
3828140		FY24 Audit Services				11000- 2300- 53411- 0000- 512001- 0000- 00000	11,659.02
Check # 14022	11000	09/01/2023	Check Amt	1,225.28	Status Cleared	Panoptic Clean LLC (010195/1)	
2253		FY 24 Cleaning Services Panoptic				11000- 2600- 55915- 0000- 512001- 0000- 00000	1,225.28
Check # 14023	11000	09/01/2023	Check Amt	20,005.34	Status Cleared	schoolAbility, LLC (010171/1)	
2314-NMCCCS		Accounting Software - FY23				11000- 2500- 56113- 0000- 512001- 0000- 00000	20,005.34
* Break in sequence							
Check # 14025	11000	09/08/2023	Check Amt	14,147.66	Status Cleared	ACES (001522/2)	
11602		FY24 Business Manager Services				11000- 2500- 53414- 0000- 512001- 0000- 00000	11,076.41
11658		FY24 Food Services				21000- 3100- 56116- 0000- 512001- 0000- 00000	3,071.25
Check # 14026	11000	09/08/2023	Check Amt	14,666.40	Status Cleared	CamNet, Inc (010184/1)	
0024652		40 Chromebooks				11000- 1000- 56119- 1010- 512001- 0000- 00000	14,666.40
Check # 14027	11000	09/08/2023	Check Amt	5,811.75	Status Cleared	Charter School Nursing (000847/1)	
12312018-695		FY24 Nurse Services				11000- 2100- 53414- 0000- 512001- 0000- 00000	5,811.75
Check # 14028	11000	09/08/2023	Check Amt	165.15	Status Cleared	Crystal Springs Bottled Water (000334/3)	
9242251		FY24 Bottled Water				11000- 2400- 56118- 0000- 512001- 0000- 00000	16.90
9248221		FY24 Bottled Water				11000- 2400- 56118- 0000- 512001- 0000- 00000	126.25
9249172		FY24 Bottled Water				11000- 2400- 56118- 0000- 512001- 0000- 00000	22.00
Check # 14029	11000	09/08/2023	Check Amt	2,887.59	Status Cleared	Dry Fly Enterprises, Inc (010170/1)	
IN63251		FY24 IT Services				11000- 2500- 54320- 0000- 512001- 0000- 00000	2,887.59
Check # 14030	11000	09/08/2023	Check Amt	1,314.71	Status Cleared	EM3 Networks, LLC (010028/1)	
16926		FY24 Internet Services				11000- 2600- 54416- 0000- 512001- 0000- 00000	1,314.71
Selection	Sorted by Check Number, Inv #, Include Address=No, (Org = 120, Source = N, Pay To = N, Payment Method = N, Starting Check Date = 9/1/2023, Ending Check Date = 9/30/2023, Summary? = N, Sort/Group 1 = , Sort/Group 2 =)						SCHOOLABILITY

Bank Account 120MAIN - Wells Fargo Operating Account

Payment Id	Comment					
Check # 14031	11000	09/08/2023	Check Amt	207.09	Status Cleared	Pitney Bowes (000762/2)
3317947169		FY24 Postage and Postal Rental				11000- 2500- 54620- 0000- 512001- 0000- 00000 207.09
Check # 14032	11000	09/08/2023	Check Amt	1,200.00	Status Cleared	Rosetta Stone LLC (010175/2)
11951677		Licenses				11000- 1000- 56113- 1010- 512001- 0000- 00000 1,200.00
Check # 14033	11000	09/08/2023	Check Amt	50.00	Status Cleared	TSA Consulting Group, Inc. (001363/1)
98605		FY24 Section 403B Admin. Charges				11000- 2500- 55915- 0000- 512001- 0000- 00000 50.00
Check # 14034	11000	09/13/2023	Check Amt	370.91	Status Cleared	ABCWUA (001289/1)
157464774281		FY24 Water Utilities				11000- 2600- 54415- 0000- 512001- 0000- 00000 11.13
50564748250		FY24 Water Utilities				11000- 2600- 54415- 0000- 512001- 0000- 00000 19.11
515788823952		FY24 Water Utilities				11000- 2600- 54415- 0000- 512001- 0000- 00000 340.67
Check # 14035	11000	09/13/2023	Check Amt	329.20	Status Cleared	Everett, Nathan (001561/1)
20230828		Reimbursement for Facilities - Supplies, Misc.				11000- 2600- 56118- 0000- 512001- 0000- 00000 296.73
20230829		Reimbursement for Facilities - Supplies, Misc.				11000- 2600- 56118- 0000- 512001- 0000- 00000 32.47
Check # 14036	11000	09/13/2023	Check Amt	975.00	Status Cleared	LSG and Associates Inc (010013/1)
7139		FY24 SLP				11000- 2100- 53212- 2000- 512001- 0000- 00000 975.00
Check # 14037	11000	09/13/2023	Check Amt	627.45	Status Cleared	Richard M. Romero Consulting (001407/1)
1960		Lobbyist Services FY24				11000- 2300- 55915- 0000- 512001- 0000- 00000 627.45
Check # 14038	23000	09/13/2023	Check Amt	320.38	Status Cleared	Sam's Club & Wal-mart (000935/1)
P9280007501206ZRR		Food Pantry Account: Supplies				23000- 1000- 56118- 0000- 512001- 0000- 00000 320.38
Check # 14039	11000	09/13/2023	Check Amt	1,225.28	Status Cleared	Panoptic Clean LLC (010195/1)
2266		FY 24 Cleaning Services Panoptic				11000- 2600- 55915- 0000- 512001- 0000- 00000 1,225.28
Check # 14040	11000	09/13/2023	Check Amt	300.37	Status Cleared	Sam's Club & Wal-mart (000935/1)
P92800073011R43R2		Kitchen, Food related items and snacks.				11000- 3100- 56116- 0000- 512001- 0000- 00000 37.54
P92800073011R43R8		Kitchen, Food related items and snacks.				11000- 3100- 56116- 0000- 512001- 0000- 00000 262.83
Check # 14041	11000	09/13/2023	Check Amt	271.10	Status Cleared	Sam's Club & Wal-mart (000935/1)
P9280007J0148HWLE		Classroom Emergency Kit Supplies				11000- 2100- 56118- 0000- 512001- 0000- 00000 271.10
Check # 14042	23000	09/13/2023	Check Amt	154.27	Status Cleared	Sam's Club & Wal-mart (000935/1)
P9280007J014BB409		Club Tuesdays Supplies				23000- 1000- 56118- 9000- 512001- 0000- 00000 43.24
P9280007J014BB40S		Club Tuesdays Supplies				23000- 1000- 56118- 9000- 512001- 0000- 00000 111.03
Check # 14043	11000	09/13/2023	Check Amt	1,427.67	Status Cleared	Wells Fargo Financial Leasing (000647/2)
5026486507		Copy Machine Lease				11000- 2500- 53711- 0000- 512001- 0000- 00000 161.61- 11000- 2500- 54620- 0000- 512001- 0000- 00000 1,589.28
Check # 14044	11000	09/13/2023	Check Amt	591.93	Status Cleared	Dry Fly Enterprises, Inc (010170/1)
IN63480		FY24 IT Services				11000- 2500- 54320- 0000- 512001- 0000- 00000 591.93

Selection Sorted by Check Number, Inv #, Include Address=No, (Org = 120, Source = N, Pay To = N, Payment Method = N, Starting Check Date = 9/1/2023, Ending Check Date = 9/30/2023, Summary? = N, Sort/Group 1 = , Sort/Group 2 =)



Bank Account 120MAIN - Wells Fargo Operating Account

Payment Id	Comment							
Check # 14045	11000	09/08/2023	Check Amt	2,485.11	Status Cleared	NM RHC (900006/1)		
20230810-REG			NM RHC (900006/1) 08/10/2023 (REG)			11000-	- 23123-	- - - 515.84
						24101-	- 23123-	- - - 3.12
20230825-REG			NM RHC (900006/1) 08/25/2023 (REG)			11000-	- 23123-	- - - 1,393.74
						24101-	- 23123-	- - - 91.02
						24106-	- 23123-	- - - 56.07
						24189-	- 23123-	- - - 7.71
						24308-	- 23123-	- - - 137.60
						24330-	- 23123-	- - - 114.98
						24346-	- 23123-	- - - 51.75
						27407-	- 23123-	- - - 102.03
						27901-	- 23123-	- - - 11.25
Check # 14046	11000	09/13/2023	Check Amt	104.58	Status Cleared	Wilkirson, Adam (001287/1)		
080301			FY24 Locksmith Services			11000-	2600- 54311-	0000- 512001- 0000- 00000 104.58
Check # 14047	11000	09/20/2023	Check Amt	199.34	Status Cleared	AAA Organic Pest Control, Inc. (010199/1)		
18013			Pest Control AAA Ref# PO24-00001			11000-	2600- 55915-	0000- 512001- 0000- 00000 199.34
Check # 14048	11000	09/20/2023	Check Amt	976.96	Status Cleared	Amazon Capital Services, Inc (001361/2)		
1C64-9NR3-JYLT			Clasroom Supplies			11000-	1000- 56118-	1010- 512001- 0000- 00000 20.97
1WF6-Q7CH-KLYC			Clasroom Supplies			11000-	1000- 56118-	1010- 512001- 0000- 00000 35.99
1XH9-J4YM-9T7Y			Office Supplies			11000-	2400- 56118-	0000- 512001- 0000- 00000 920.00
Check # 14049	23000	09/20/2023	Check Amt	86.56	Status Voided	Cuara-Martinez, Karina S (000936/1)		
03055			Open House Supplies & Gift Basket Items			23000-	1000- 56118-	9000- 512001- 0000- 00000 86.56
			Reversal of EX24-00147			23000-	1000- 56118-	9000- 512001- 0000- 00000 86.56-
Check # 14050	11000	09/20/2023	Check Amt	1,773.27	Status Cleared	Johnson Controls Inc (010111/1)		
1-130651526304			FY24 HVAC Repairs			11000-	2600- 54312-	0000- 512001- 0000- 00000 1,773.27
* Break in sequence								
Check # 14052	11000	09/21/2023	Check Amt	3,451.10	Status Cleared	NM Taxation/Revenue Department (900003/1)		
20230810-AUG			NM Taxation/Revenue Department (900003/1) 08/10/2023 (AUG)			11000-	- 23142-	- - - 448.84
						24101-	- 23142-	- - - 28.70
						24106-	- 23142-	- - - 41.50
						24174-	- 23142-	- - - 7.11
						24189-	- 23142-	- - - 9.47
						24308-	- 23142-	- - - 217.49
						24330-	- 23142-	- - - 112.98

Bank Account 120MAIN - Wells Fargo Operating Account

Payment Id	Comment								
Check # 14052	11000	09/21/2023	Check Amt	3,451.10	Status	Cleared	NM Taxation/Revenue Department (900003/1) - continued		
20230810-AUG			NM Taxation/Revenue Department (900003/1) 08/10/2023 (AUG)		24346-	- 23142-	-	-	41.51
					27407-	- 23142-	-	-	69.09
					27502-	- 23142-	-	-	4.74
20230810-REG			NM Taxation/Revenue Department (900003/1) 08/10/2023 (REG)		11000-	- 23142-	-	-	508.70
20230825-REG			NM Taxation/Revenue Department (900003/1) 08/25/2023 (REG)		11000-	- 23142-	-	-	1,403.31
					24101-	- 23142-	-	-	65.69
					24106-	- 23142-	-	-	61.11
					24189-	- 23142-	-	-	8.47
					24308-	- 23142-	-	-	128.06
					24330-	- 23142-	-	-	118.13
					24346-	- 23142-	-	-	56.36
					27407-	- 23142-	-	-	105.81
					27901-	- 23142-	-	-	14.03

* Break in sequence

Check # 14054	11000	09/27/2023	Check Amt	862.50	Status	Printed	ACES (001522/2)		
11734			FY24 Christian Baca Sped Services		11000-	2100- 53211-	2000- 512001-	0000- 00000	862.50
Check # 14055	11000	09/27/2023	Check Amt	503.27	Status	Printed	Amazon Capital Services, Inc (001361/2)		
1CND-RK7Y-GXL3			Club Tuesday Supplies		11000-	2400- 56118-	0000- 512001-	0000- 00000	462.83
1GRH-KPP3-CC4N			Clasroom Supplies		11000-	1000- 56118-	1010- 512001-	0000- 00000	4.74
1GRM-31PQ-MHR7			Club Tuesday Supplies		11000-	2400- 56118-	0000- 512001-	0000- 00000	13.99-
1L6F-JRW7-GH14			Clasroom Supplies		11000-	1000- 56118-	1010- 512001-	0000- 00000	49.69
Check # 14056	11000	09/27/2023	Check Amt	22.33	Status	Printed	Bowers, Amy (010106/1)		
5517			Self-Care Items supplies FY24		11000-	2100- 56118-	0000- 512001-	0000- 00000	22.33
Check # 14057	24190	09/27/2023	Check Amt	84,837.30	Status	Printed	CamNet, Inc (010184/1)		
0024774			Camnet Laptops & Tech		24190-	1000- 56119-	0000- 512001-	0000- 00000	84,837.30
Check # 14058	11000	09/27/2023	Check Amt	19,077.33	Status	Printed	CCCS Education Foundation (001285/1)		
1160			FY24 Lease Payment(s)		11000-	4000- 54640-	0000- 512001-	0000- 00000	19,077.33
Check # 14059	11000	09/27/2023	Check Amt	95.29	Status	Cleared	Crystal Springs Bottled Water (000334/3)		
9236831			FY24 Bottled Water		11000-	2400- 56118-	0000- 512001-	0000- 00000	26.89
9239759			FY24 Bottled Water		11000-	2400- 56118-	0000- 512001-	0000- 00000	22.00
9245207			FY24 Bottled Water		11000-	2400- 56118-	0000- 512001-	0000- 00000	46.40

Selection Sorted by Check Number, Inv #, Include Address=No, (Org = 120, Source = N, Pay To = N, Payment Method = N, Starting Check Date = 9/1/2023, Ending Check Date = 9/30/2023, Summary? = N, Sort/Group 1 = , Sort/Group 2 =)



Bank Account 120MAIN - Wells Fargo Operating Account

Payment Id	Comment							
Check # 14060	11000	09/27/2023	Check Amt	1,225.28	Status Printed	Panoptic Clean LLC (010195/1)		
2283	FY 24 Cleaning Services Panoptic					11000- 2600- 55915- 0000- 512001- 0000- 00000		
* Break in sequence								
Check # 14086	11000	09/07/2023	Check Amt	18,829.56	Status Cleared	NMPSIA (900001/1)		
20230810-AUG	NMPSIA (900001/1) 08/10/2023 (AUG)					11000-	- 23125-	- - -
						24101-	- 23125-	- - -
						24106-	- 23125-	- - -
						24174-	- 23125-	- - -
						24189-	- 23125-	- - -
						24308-	- 23125-	- - -
						24330-	- 23125-	- - -
						24346-	- 23125-	- - -
						27407-	- 23125-	- - -
						27502-	- 23125-	- - -
20230810-REG	NMPSIA (900001/1) 08/10/2023 (REG)					11000-	- 23125-	- - -
20230825-REG	NMPSIA (900001/1) 08/25/2023 (REG)					11000-	- 23125-	- - -
						24101-	- 23125-	- - -
						24106-	- 23125-	- - -
						24189-	- 23125-	- - -
						24308-	- 23125-	- - -
						24330-	- 23125-	- - -
						24346-	- 23125-	- - -
						27407-	- 23125-	- - -
DP24-00007	NMPSIA ADJ					11000-	- 23125-	- - -
						11000- 1000- 52311- 1010- 512001- 1411- 00000		20.88-
						11000- 1000- 52311- 1010- 512001- 1711- 00000		477.22
						11000- 1000- 52311- 2000- 512001- 1412- 00000		481.11
						11000- 1000- 52312- 1010- 512001- 1411- 00000		9.50
						11000- 1000- 52312- 1010- 512001- 1711- 00000		2.64
						11000- 1000- 52312- 2000- 512001- 1412- 00000		1.32-
						11000- 1000- 52313- 1010- 512001- 1411- 00000		1.41-
						11000- 1000- 52313- 2000- 512001- 1412- 00000		8.17
						11000- 1000- 52314- 1010- 512001- 1411- 00000		.10-
						11000- 1000- 52314- 2000- 512001- 1412- 00000		3.24-
						11000- 1000- 52315- 1010- 512001- 1411- 00000		29.45
						11000- 1000- 52315- 2000- 512001- 1412- 00000		24.01
						11000- 2400- 52313- 0000- 512001- 1217- 00000		.01-

Selection Sorted by Check Number, Inv #, Include Address=No, (Org = 120, Source = N, Pay To = N, Payment Method = N, Starting Check Date = 9/1/2023, Ending Check Date = 9/30/2023, Summary? = N, Sort/Group 1 = , Sort/Group 2 =)



Bank Account 120MAIN - Wells Fargo Operating Account

Payment Id	Comment						
Check # 14086	11000	09/07/2023	Check Amt	18,829.56	Status Cleared	NMPSIA (900001/1) - continued	
DP24-00007	NMPSIA ADJ					11000- 2400- 52314- 0000- 512001- 1217- 00000	.01-
						24101- - 23125- - - -	175.45
						24101- 1000- 52311- 1010- 512001- 1711- 00000	688.32
						24101- 1000- 52312- 1010- 512001- 1711- 00000	1.32
						24101- 1000- 52315- 1010- 512001- 1711- 00000	13.47
Number of Items	41			245,989.46	Totals for Org 2		

Bank Account 120MAIN - Wells Fargo Operating Account

2024 Org Recap

120 - Cesar Chavez Community

Check #	14018	through	ACH-00003517	Total Count	93	\$369,932.92
---------	-------	---------	--------------	-------------	----	--------------

11000-11011*		149,825.31-
11000-23123	1,909.58	
11000-23125	11,815.31	
11000-23142	2,360.85	
11000-52311	937.45	
11000-52312	10.82	
11000-52313	6.75	
11000-52314		3.35-
11000-52315	53.46	
11000-53211	862.50	
11000-53212	975.00	
11000-53411	11,659.02	
11000-53414	27,964.57	
11000-53711		161.61-
11000-54311	104.58	
11000-54312	1,773.27	
11000-54320	3,479.52	
11000-54415	370.91	
11000-54416	1,314.71	
11000-54620	1,796.37	
11000-54640	38,154.66	
11000-55915	4,552.63	
11000-56113	21,205.34	
11000-56116	300.37	
11000-56118	2,383.55	
11000-56119	15,999.05	
Totals for Fund 11000	149,990.27	149,990.27-
21000-11011*		3,071.25-
21000-56116	3,071.25	
Totals for Fund 21000	3,071.25	3,071.25-
23000-11011*		474.65-
23000-56118	474.65	

Bank Account 120MAIN - Wells Fargo Operating Account

2024 Org Recap (continued)

120 - Cesar Chavez Community

Check # 14018 through ACH-00003517 Total Count 93 \$369,932.92 (continued)

Totals for Fund 23000	474.65	474.65-
24101-11011*		1,069.83-
24101-23123	94.14	
24101-23125	178.19	
24101-23142	94.39	
24101-52311	688.32	
24101-52312	1.32	
24101-52315	13.47	
Totals for Fund 24101	1,069.83	1,069.83-
24106-11011*		444.67-
24106-23123	56.07	
24106-23125	285.99	
24106-23142	102.61	
Totals for Fund 24106	444.67	444.67-
24174-11011*		34.82-
24174-23125	27.71	
24174-23142	7.11	
Totals for Fund 24174	34.82	34.82-
24189-11011*		91.63-
24189-23123	7.71	
24189-23125	65.98	
24189-23142	17.94	
Totals for Fund 24189	91.63	91.63-
24190-11011*		84,837.30-
24190-56119	84,837.30	
Totals for Fund 24190	84,837.30	84,837.30-
24308-11011*		3,128.42-
24308-23123	137.60	
24308-23125	2,625.78	
24308-23142	345.55	
24308-56118	19.49	

Bank Account 120MAIN - Wells Fargo Operating Account

2024 Org Recap (continued)

120 - Cesar Chavez Community

Check # 14018 through ACH-00003517 Total Count 93 \$369,932.92 (continued)

Totals for Fund 24308	3,128.42	3,128.42-
24330-11011*		1,794.20-
24330-23123	114.98	
24330-23125	1,448.11	
24330-23142	231.11	
Totals for Fund 24330	1,794.20	1,794.20-
24346-11011*		419.38-
24346-23123	51.75	
24346-23125	269.76	
24346-23142	97.87	
Totals for Fund 24346	419.38	419.38-
27407-11011*		662.92-
27407-23123	102.03	
27407-23125	385.99	
27407-23142	174.90	
Totals for Fund 27407	662.92	662.92-
27502-11011*		23.24-
27502-23125	18.50	
27502-23142	4.74	
Totals for Fund 27502	23.24	23.24-
27901-11011*		25.28-
27901-23123	11.25	
27901-23142	14.03	
Totals for Fund 27901	25.28	25.28-
Totals for Org 120	246,067.86	246,067.86-
Net change to Cash 11011		245,902.90- Credit

* denotes System Generated entry

2024 Org Recap (continued)

Number of Items	41	245,989.46 Report Totals
-----------------	----	--------------------------

Pay Date 09/09/2023			
Employee Name	Day-EmpId-Org	Amount	Sender Transit # BatchId
AGUILAR, MARGARET A	252-000163-0120	1,924.49	10700219 PR230909A01
ALTON, AMANDA L	252-000194-0120	2,271.46	10700219 PR230909A01
ARNESS, TANI	252-000045-0120	3,075.28	10700219 PR230909A01
BETENBOUGH, KYLE	252-000171-0120	1,268.28	10700219 PR230909A01
BLAIR, HEATHER B	252-000197-0120	2,382.24 *	10700219 PR230909M01
BOWERS, AMY	252-000178-0120	1,876.99	10700219 PR230909A01
BROWN, ROBIN E	252-000182-0120	2,063.11	10700219 PR230909A01
CHAVEZ, SAMANTHA J	252-000164-0120	1,416.89	10700219 PR230909A01
CUARA-MARTINEZ, KARINA	252-000079-0120	1,578.69	10700219 PR230909A01
DOUGHERTY, AUSTIN	252-000187-0120	1,991.07	10700219 PR230909A01
ESPINO, ANGELICA	252-000190-0120	1,257.02	10700219 PR230909A01
EVERETT, NATHAN R	252-000127-0120	2,188.85	10700219 PR230909A01
GUAJARDO, ELISEO	252-000186-0120	2,479.90	10700219 PR230909A01
IHM, LAURIE A	252-000118-0120	2,283.57	10700219 PR230909A01
KRUGER, ASHLEY	252-000195-0120	2,287.65 *	10700219 PR230909M01
LANG, DAVID R	252-000132-0120	2,593.57	10700219 PR230909A01
LIRA-PEREZ, NORMA C	252-000180-0120	1,075.85	10700219 PR230909A01
LITTLE, JOHN G	252-000185-0120	1,677.95	10700219 PR230909A01
MOLINA, STEPHANIE M	252-000193-0120	1,884.10	10700219 PR230909A01
NAGURSKI, BENJAMIN	252-000176-0120	1,373.53	10700219 PR230909A01
OLMOS, EVELYN	252-000196-0120	1,179.46 *	10700219 PR230909M01
REEDER, LAWRENCE	252-000172-0120	1,865.70	10700219 PR230909A01
SMITH, BRIGID	252-000198-0120	2,203.96 *	10700219 PR230909M01
Total		44,199.61	
Number of Employees	23	Number of Prenotes	0

* denotes Emailed

Pay Date 09/23/2023			
Employee Name	Day-EmpId-Org	Amount	Sender Transit # BatchId
AGUILAR, MARGARET A	266-000163-0120	2,602.03	10700219 PR230923A01
ALTON, AMANDA L	266-000194-0120	2,269.47	10700219 PR230923A01
ARNES, TANI	266-000045-0120	3,073.28	10700219 PR230923A01
BETENBOUGH, KYLE	266-000171-0120	1,266.29	10700219 PR230923A01
BLAIR, HEATHER B	266-000197-0120	2,388.17 *	10700219 PR230923M01
BOWERS, AMY	266-000178-0120	1,874.99	10700219 PR230923A01
BROWN, ROBIN E	266-000182-0120	2,740.66	10700219 PR230923A01
CHAVEZ, SAMANTHA J	266-000164-0120	1,414.89	10700219 PR230923A01
CUARA-MARTINEZ, KARINA	266-000079-0120	1,576.69	10700219 PR230923A01
DOUGHERTY, AUSTIN	266-000187-0120	1,989.07	10700219 PR230923A01
ESPINO, ANGELICA	266-000190-0120	1,255.02	10700219 PR230923A01
EVERETT, NATHAN R	266-000127-0120	2,866.39	10700219 PR230923A01
GUAJARDO, ELISEO	266-000186-0120	2,477.90	10700219 PR230923A01
IHM, LAURIE A	266-000118-0120	2,989.69	10700219 PR230923A01
KRUGER, ASHLEY	266-000195-0120	2,285.66 *	10700219 PR230923M01
LANG, DAVID R	266-000132-0120	2,460.45	10700219 PR230923A01
LIRA-PEREZ, NORMA C	266-000180-0120	988.34	10700219 PR230923A01
LITTLE, JOHN G	266-000185-0120	2,563.27	10700219 PR230923A01
MOLINA, STEPHANIE M	266-000193-0120	1,882.10	10700219 PR230923A01
NAGURSKI, BENJAMIN	266-000176-0120	1,371.53	10700219 PR230923A01
OLMOS, EVELYN	266-000196-0120	1,091.95 *	10700219 PR230923M01
REEDER, LAWRENCE	266-000172-0120	1,863.70	10700219 PR230923A01
SMITH, BRIGID	266-000198-0120	2,201.96 *	10700219 PR230923M01
Total		47,493.50	
Number of Employees	23	Number of Prenotes	0

* denotes Emailed

Finance Committee Documents

Balances through 09/30/2023				Fiscal Year 2023/24	
Funds- Func- Obj ct - Pr gm- Locat n- JbCl - Opt nl	Description	Adopted Budget	Revised Budget	Revenue	Account Balance
Funds 11000 - Operational, Func 0000 - NoFunctionCode					
11000- 0000- 41980- 0000- 512001- 0000- 00000	RefPriorYearExp			734.56	734.56-
11000- 0000- 43101- 0000- 512001- 0000- 00000	StEqulzGuarantee	2,321,420.00	2,321,420.00	580,354.75	1,741,065.25
11000- 0000- 46100- 0000- 512001- 0000- 00000	AccessBrdE-Rate	13,985.00	13,985.00		13,985.00
Total for Funds 11000, Func 0000 and Revenue accounts		2,335,405.00	2,335,405.00	581,089.31	1,754,315.69
Funds 21000 - Food Svcs, Func 0000 - NoFunctionCode					
21000- 0000- 44500- 0000- 512001- 0000- 00000	ResGtsFedThruSt	30,000.00	30,000.00	4,250.18	25,749.82
Total for Funds 21000, Func 0000 and Revenue accounts		30,000.00	30,000.00	4,250.18	25,749.82
Funds 23000 - Non-InstrctSupp, Func 0000 - NoFunctionCode					
23000- 0000- 41920- 0000- 512001- 0000- 00000	PrivContrbsDntn			93.03	93.03-
Total for Funds 23000, Func 0000 and Revenue accounts		.00	.00	93.03	93.03-
Funds 24101 - Title I - IASA, Func 0000 - NoFunctionCode					
24101- 0000- 44500- 0000- 512001- 0000- 00000	ResGtsFedThruSt	75,664.00	75,664.00		75,664.00
24101- 0000- 44504- 0000- 512001- 0000- 00000	Revenue			22,865.61	22,865.61-
Total for Funds 24101, Func 0000 and Revenue accounts		75,664.00	75,664.00	22,865.61	52,798.39
Funds 24106 - IDEABEntitlemnt, Func 0000 - NoFunctionCode					
24106- 0000- 44500- 0000- 512001- 0000- 00000	ResGtsFedThruSt	36,527.00	36,527.00		36,527.00
24106- 0000- 44504- 0000- 512001- 0000- 00000	Revenue			5,589.79	5,589.79-
Total for Funds 24106, Func 0000 and Revenue accounts		36,527.00	36,527.00	5,589.79	30,937.21
Funds 24154 - TchPrinTrainRec, Func 0000 - NoFunctionCode					
24154- 0000- 44500- 0000- 512001- 0000- 00000	ResGtsFedThruSt	6,225.00	6,225.00		6,225.00
24154- 0000- 44504- 0000- 512001- 0000- 00000	Revenue			5,138.87	5,138.87-
Total for Funds 24154, Func 0000 and Revenue accounts		6,225.00	6,225.00	5,138.87	1,086.13
Funds 24174 - CP-Second-Curr, Func 0000 - NoFunctionCode					
24174- 0000- 44500- 0000- 512001- 0000- 00000	ResGtsFedThruSt	7,529.00	7,529.00		7,529.00
24174- 0000- 44504- 0000- 512001- 0000- 00000	Revenue			2,111.65	2,111.65-
Total for Funds 24174, Func 0000 and Revenue accounts		7,529.00	7,529.00	2,111.65	5,417.35
Funds 24189 - SSAE Title IV, Func 0000 - NoFunctionCode					
24189- 0000- 44500- 0000- 512001- 0000- 00000	ResGtsFedThruSt	10,000.00	10,000.00		10,000.00
24189- 0000- 44504- 0000- 512001- 0000- 00000	Revenue			2,809.63	2,809.63-
Total for Funds 24189, Func 0000 and Revenue accounts		10,000.00	10,000.00	2,809.63	7,190.37
Funds 24190 - Title I CSI, Func 0000 - NoFunctionCode					

Selection Grouped by Account Type, Filtered by User Permissions, (Org = 120, Online/Offline = N, Period = 3, UnPosted JEs? = N, Assets and Liabilities? = N, Restricted Accts? = Y, Funds = 1.8, Objct = 4, Obj Digits = 0, Page Break Lvl =)

Balances through 09/30/2023				Fiscal Year 2023/24	
Funds- Func- Obj ct - Pr gm- Locat n- JbCl - Opt nl	Description	Adopted Budget	Revised Budget	Revenue	Account Balance
Funds 24190 - Title I CSI, Func 0000 - NoFunctionCode					
24190- 0000- 44504- 0000- 512001- 0000- 00000	Revenue	91,564.00	91,564.00		91,564.00
Total for Funds 24190, Func 0000 and Revenue accounts		91,564.00	91,564.00	.00	91,564.00
Funds 24308 - CRRSA, ESSER II, Func 0000 - NoFunctionCode					
24308- 0000- 44504- 0000- 512001- 0000- 00000	Revenue			73,377.45	73,377.45-
Total for Funds 24308, Func 0000 and Revenue accounts		.00	.00	73,377.45	73,377.45-
Funds 24330 - ESSER III, Func 0000 - NoFunctionCode					
24330- 0000- 44500- 0000- 512001- 0000- 00000	ResGtsFedThruSt	237,622.00	237,622.00		237,622.00
24330- 0000- 44504- 0000- 512001- 0000- 00000	Revenue			41,380.49	41,380.49-
Total for Funds 24330, Func 0000 and Revenue accounts		237,622.00	237,622.00	41,380.49	196,241.51
Funds 24346 - IDEA-ARP, Func 0000 - NoFunctionCode					
24346- 0000- 44504- 0000- 512001- 0000- 00000	Revenue			12,192.95	12,192.95-
Total for Funds 24346, Func 0000 and Revenue accounts		.00	.00	12,192.95	12,192.95-
Funds 24349 - ARP Preschool, Func 0000 - NoFunctionCode					
24349- 0000- 44500- 0000- 512001- 0000- 00000	ResGtsFedThruSt	1,034.00	1,034.00		1,034.00
Total for Funds 24349, Func 0000 and Revenue accounts		1,034.00	1,034.00	.00	1,034.00
Funds 26207 - CNM Foundation, Func 0000 - NoFunctionCode					
26207- 0000- 41921- 0000- 512001- 0000- 00000	InstCategorical	500.00	500.00		500.00
Total for Funds 26207, Func 0000 and Revenue accounts		500.00	500.00	.00	500.00
Funds 27107 - 2012GOBondsB66, Func 0000 - NoFunctionCode					
27107- 0000- 43204- 0000- 512001- 0000- 00000	PriorYearBalnce	2,873.00	2,873.00	3,444.00	571.00-
Total for Funds 27107, Func 0000 and Revenue accounts		2,873.00	2,873.00	3,444.00	571.00-
Funds 27109 - IM-GAA of 2019, Func 0000 - NoFunctionCode					
27109- 0000- 43202- 0000- 512001- 0000- 00000	StFlowThruGrant	3,538.00	3,538.00	3,538.15	.15-
Total for Funds 27109, Func 0000 and Revenue accounts		3,538.00	3,538.00	3,538.15	.15-
Funds 27407 - FII, Func 0000 - NoFunctionCode					
27407- 0000- 43202- 0000- 512001- 0000- 00000	StFlowThruGrant	112,478.00	112,478.00		112,478.00
27407- 0000- 43204- 0000- 512001- 0000- 00000	PriorYearBalnce			32,596.92	32,596.92-
Total for Funds 27407, Func 0000 and Revenue accounts		112,478.00	112,478.00	32,596.92	79,881.08
Funds 27502 - Next Gen CTE, Func 0000 - NoFunctionCode					
27502- 0000- 43202- 0000- 512001- 0000- 00000	StFlowThruGrant	57,285.00	57,285.00		57,285.00
27502- 0000- 43204- 0000- 512001- 0000- 00000	PriorYearBalnce			1,587.78	1,587.78-

Selection Grouped by Account Type, Filtered by User Permissions, (Org = 120, Online/Offline = N, Period = 3, UnPosted JEs? = N, Assets and Liabilities? = N, Restricted Accts? = Y, Funds = 1.8, Objct = 4, Obj Digits = 0, Page Break Lvl =)

Balances through 09/30/2023				Fiscal Year 2023/24	
Funds- Func- Obj ct - Pr gm- Locat n- JbCl - Opt nl	Description	Adopted Budget	Revised Budget	Revenue	Account Balance
Total for Funds 27502, Func 0000 and Revenue accounts		57,285.00	57,285.00	1,587.78	55,697.22
Funds 27901 - Indian Ed Act, Func 0000 - NoFunctionCode					
27901- 0000- 43202- 0000- 512001- 0000- 00000	StFlowThruGrant	54,526.00	54,526.00		54,526.00
Total for Funds 27901, Func 0000 and Revenue accounts		54,526.00	54,526.00	.00	54,526.00
Funds 28211 - Covid-19 Test., Func 0000 - NoFunctionCode					
28211- 0000- 43203- 0000- 512001- 0000- 00000	St.DirectGrants	19,584.00	19,584.00	52,518.62	32,934.62-
Total for Funds 28211, Func 0000 and Revenue accounts		19,584.00	19,584.00	52,518.62	32,934.62-
Funds 31200 - PubSchCapOutlay, Func 0000 - NoFunctionCode					
31200- 0000- 43209- 0000- 512001- 0000- 00000	PSCOC Awards			39,250.75	39,250.75-
Total for Funds 31200, Func 0000 and Revenue accounts		.00	.00	39,250.75	39,250.75-
Funds 31400 - SpcCapOutlaySt, Func 0000 - NoFunctionCode					
31400- 0000- 43202- 0000- 512001- 0000- 00000	StFlowThruGrant	95,000.00	95,000.00		95,000.00
31400- 0000- 43204- 0000- 512001- 0000- 00000	PriorYearBalnce	182,417.00	182,417.00	107,944.42	74,472.58
Total for Funds 31400, Func 0000 and Revenue accounts		277,417.00	277,417.00	107,944.42	169,472.58
Funds 31600 - CapImprvmtsHB33, Func 0000 - NoFunctionCode					
31600- 0000- 41110- 0000- 512001- 0000- 00000	AdValoremTaxDst	116,072.00	116,072.00	4,064.14	112,007.86
Total for Funds 31600, Func 0000 and Revenue accounts		116,072.00	116,072.00	4,064.14	112,007.86
Funds 31700 - CapImprvmtsSB-9, Func 0000 - NoFunctionCode					
31700- 0000- 43204- 0000- 512001- 0000- 00000	PriorYearBalnce	6,059.00	6,059.00		6,059.00
Total for Funds 31700, Func 0000 and Revenue accounts		6,059.00	6,059.00	.00	6,059.00
Funds 31701 - CapImprvsSB9Loc, Func 0000 - NoFunctionCode					
31701- 0000- 41110- 0000- 512001- 0000- 00000	AdValoremTaxDst	58,871.00	58,871.00	2,051.70	56,819.30
Total for Funds 31701, Func 0000 and Revenue accounts		58,871.00	58,871.00	2,051.70	56,819.30
Funds 31703 - SB9StateMArch, Func 0000 - NoFunctionCode					
31703- 0000- 43202- 0000- 512001- 0000- 00000	StFlowThruGrant			7,973.00	7,973.00-
Total for Funds 31703, Func 0000 and Revenue accounts		.00	.00	7,973.00	7,973.00-
Total for Org 120 - Cesar Chavez Community		3,540,773.00	3,540,773.00	1,005,868.44	2,534,904.56

Balances through 09/30/2023						Fiscal Year 2023/24	
Funds- Func- Obj ct - Pr gm- Locat n- Jb Cl - Opt nl	Description	Adopted Budget	Revised Budget	Encumbered	Expenditure	Account Balance	
Funds 11000 - Operational, Func 1000 - Instruction							
11000- 1000- 51100- 0000- 512001- 1611- 00000	SalariesExpense,SubsSickL	20,000.00	20,000.00			20,000.00	
11000- 1000- 51100- 1010- 512001- 1411- 00000	SalariesExpense,Teachers	470,271.00	470,271.00	357,954.47	51,764.17	60,552.36	
11000- 1000- 51100- 1010- 512001- 1612- 00000	SalariesExpense,SubsOther				156.00	156.00-	
11000- 1000- 51100- 1010- 512001- 1711- 00000	SalariesExpense,InstAsst1	68,080.00	68,080.00	45,106.32	6,443.76	16,529.92	
11000- 1000- 51100- 2000- 512001- 1412- 00000	SalariesExpense,Teachers	164,638.00	164,638.00	138,633.39	19,435.77	6,568.84	
11000- 1000- 51300- 1010- 512001- 1411- 00000	AddtnlCompenstn,Teachers	37,023.00	37,023.00	20,317.38	2,845.34	13,860.28	
11000- 1000- 51300- 1010- 512001- 1711- 00000	AddtnlCompenstn,InstAsst1	13,000.00	13,000.00	6,387.57	1,434.45	5,177.98	
11000- 1000- 51300- 9000- 512001- 1411- 00000	AddtnlCompenstn,Teachers	825.00	825.00			825.00	
11000- 1000- 52111- 0000- 512001- 1611- 00000	EducRetirement	3,630.00	3,630.00			3,630.00	
11000- 1000- 52111- 1010- 512001- 1411- 00000	EducRetirement	92,124.00	92,124.00	68,656.55	9,911.65	13,555.80	
11000- 1000- 52111- 1010- 512001- 1612- 00000	EducRetirement				28.32	28.32-	
11000- 1000- 52111- 1010- 512001- 1711- 00000	EducRetirement	14,646.00	14,646.00	9,346.05	1,429.89	3,870.06	
11000- 1000- 52111- 2000- 512001- 1412- 00000	EducRetirement	29,882.00	29,882.00	25,161.99	3,527.60	1,192.41	
11000- 1000- 52111- 9000- 512001- 1411- 00000	EducRetirement	150.00	150.00			150.00	
11000- 1000- 52112- 0000- 512001- 1611- 00000	ERARetireeHlth	400.00	400.00			400.00	
11000- 1000- 52112- 1010- 512001- 1411- 00000	ERARetireeHlth	10,149.00	10,149.00	7,565.06	1,092.13	1,491.81	
11000- 1000- 52112- 1010- 512001- 1612- 00000	ERARetireeHlth				3.12	3.12-	
11000- 1000- 52112- 1010- 512001- 1711- 00000	ERARetireeHlth	1,622.00	1,622.00	1,029.84	157.57	434.59	
11000- 1000- 52112- 2000- 512001- 1412- 00000	ERARetireeHlth	3,293.00	3,293.00	2,772.63	388.71	131.66	
11000- 1000- 52112- 9000- 512001- 1411- 00000	ERARetireeHlth	17.00	17.00			17.00	
11000- 1000- 52210- 0000- 512001- 1611- 00000	FICA Payments	1,240.00	1,240.00			1,240.00	
11000- 1000- 52210- 1010- 512001- 1411- 00000	FICA Payments	31,420.00	31,420.00	22,726.84	3,283.36	5,409.80	
11000- 1000- 52210- 1010- 512001- 1612- 00000	FICA Payments				9.68	9.68-	
11000- 1000- 52210- 1010- 512001- 1711- 00000	FICA Payments	5,028.00	5,028.00	3,092.46	475.73	1,459.81	
11000- 1000- 52210- 2000- 512001- 1412- 00000	FICA Payments	10,208.00	10,208.00	8,276.52	1,160.47	771.01	
11000- 1000- 52210- 9000- 512001- 1411- 00000	FICA Payments	53.00	53.00			53.00	
11000- 1000- 52220- 0000- 512001- 1611- 00000	MedicarePaymnts	290.00	290.00			290.00	
11000- 1000- 52220- 1010- 512001- 1411- 00000	MedicarePaymnts	7,363.00	7,363.00	5,314.94	767.87	1,280.19	
11000- 1000- 52220- 1010- 512001- 1612- 00000	MedicarePaymnts				2.26	2.26-	
11000- 1000- 52220- 1010- 512001- 1711- 00000	MedicarePaymnts	1,180.00	1,180.00	723.24	111.26	345.50	
11000- 1000- 52220- 2000- 512001- 1412- 00000	MedicarePaymnts	2,388.00	2,388.00	1,935.78	271.42	180.80	
11000- 1000- 52220- 9000- 512001- 1411- 00000	MedicarePaymnts	12.00	12.00			12.00	
11000- 1000- 52311- 0000- 512001- 1611- 00000	Hth&MedPremiums	11,090.00	11,090.00			11,090.00	
11000- 1000- 52311- 1010- 512001- 1411- 00000	Hth&MedPremiums	53,973.00	53,973.00	25,298.89	3,568.10	25,106.01	
11000- 1000- 52311- 1010- 512001- 1711- 00000	Hth&MedPremiums	8,301.00	8,301.00	6,226.92	2,205.83	131.75-	
11000- 1000- 52311- 2000- 512001- 1412- 00000	Hth&MedPremiums	22,866.00	22,866.00	11,515.98	2,199.72	9,150.30	

Selection Grouped by Account Type, Filtered by User Permissions, (Org = 120, Online/Offline = N, Period = 3, UnPosted JEs? = N, Assets and Liabilities? = N, Restricted Accts? = Y, Funds = 1.8, Objct = 5, Obj Digits = 0, Page Break Lvl =)

Balances through 09/30/2023						Fiscal Year 2023/24	
Funds- Func- Obj ct - Pr gm- Locat n- JbCl - Opt nl	Description	Adopted Budget	Revised Budget	Encumbered	Expenditure	Account Balance	
Funds 11000 - Operational, Func 1000 - Instruction (continued)							
11000- 1000- 52312- 0000- 512001- 1611- 00000	Life	32.00	32.00			32.00	
11000- 1000- 52312- 1010- 512001- 1411- 00000	Life	199.00	199.00	155.66	33.93	9.41	
11000- 1000- 52312- 1010- 512001- 1711- 00000	Life	57.00	57.00	40.74	13.12	3.14	
11000- 1000- 52312- 2000- 512001- 1412- 00000	Life	64.00	64.00	60.48	9.72	6.20-	
11000- 1000- 52313- 0000- 512001- 1611- 00000	Dental	411.00	411.00			411.00	
11000- 1000- 52313- 1010- 512001- 1411- 00000	Dental	2,914.00	2,914.00	1,704.22	246.30	963.48	
11000- 1000- 52313- 1010- 512001- 1711- 00000	Dental	484.00	484.00	240.24	57.20	186.56	
11000- 1000- 52313- 2000- 512001- 1412- 00000	Dental	818.00	818.00	400.05	71.60	346.35	
11000- 1000- 52314- 0000- 512001- 1611- 00000	Vision	136.00	136.00			136.00	
11000- 1000- 52314- 1010- 512001- 1411- 00000	Vision	533.00	533.00	325.89	48.20	158.91	
11000- 1000- 52314- 1010- 512001- 1711- 00000	Vision	46.00	46.00		5.01	40.99	
11000- 1000- 52314- 2000- 512001- 1412- 00000	Vision	208.00	208.00	77.07	9.86	121.07	
11000- 1000- 52315- 0000- 512001- 1611- 00000	Disability	384.00	384.00			384.00	
11000- 1000- 52315- 1010- 512001- 1411- 00000	Disability	809.00	809.00	182.70	121.13	505.17	
11000- 1000- 52315- 1010- 512001- 1711- 00000	Disability	128.00	128.00		27.65	100.35	
11000- 1000- 52315- 2000- 512001- 1412- 00000	Disability	336.00	336.00		47.58	288.42	
11000- 1000- 52500- 0000- 512001- 1611- 00000	UnemploymntComp	100.00	100.00			100.00	
11000- 1000- 52500- 1010- 512001- 1411- 00000	UnemploymntComp	618.00	618.00	596.48	65.42	43.90-	
11000- 1000- 52500- 1010- 512001- 1612- 00000	UnemploymntComp				.52	.52-	
11000- 1000- 52500- 1010- 512001- 1711- 00000	UnemploymntComp	176.00	176.00	133.98	22.49	19.53	
11000- 1000- 52500- 2000- 512001- 1412- 00000	UnemploymntComp	200.00	200.00	257.53	29.23	86.76-	
11000- 1000- 52710- 0000- 512001- 1611- 00000	WorkersCompPrem	235.00	235.00		235.00		
11000- 1000- 52710- 1010- 512001- 1411- 00000	WorkersCompPrem	5,343.00	5,343.00		5,068.00	275.00	
11000- 1000- 52710- 1010- 512001- 1711- 00000	WorkersCompPrem	629.00	629.00		770.00	141.00-	
11000- 1000- 52710- 2000- 512001- 1412- 00000	WorkersCompPrem	1,933.00	1,933.00		939.00	994.00	
11000- 1000- 52710- 4025- 512001- 1412- 00000	WorkersCompPrem				994.00	994.00-	
11000- 1000- 52720- 0000- 512001- 1611- 00000	WorkrsCompERFee	10.00	10.00			10.00	
11000- 1000- 52720- 1010- 512001- 1411- 00000	WorkrsCompERFee	62.00	62.00	35.58	11.86	14.56	
11000- 1000- 52720- 1010- 512001- 1711- 00000	WorkrsCompERFee	18.00	18.00	9.33	3.11	5.56	
11000- 1000- 52720- 2000- 512001- 1412- 00000	WorkrsCompERFee	20.00	20.00	13.80	4.60	1.60	
11000- 1000- 53330- 1010- 512001- 0000- 00000	ProfessDevelop			1,160.00		1,160.00-	
11000- 1000- 53330- 2000- 512001- 0000- 00000	ProfessDevelop			870.00		870.00-	
11000- 1000- 53414- 1010- 512001- 0000- 00000	OthProfTechSvcs			2,300.00	2,150.35	4,450.35-	
11000- 1000- 53711- 1010- 512001- 0000- 00000	Other Charges	1,300.00	1,300.00	1,847.34		547.34-	
11000- 1000- 54320- 1010- 512001- 0000- 00000	Tech-R&M	2,300.00	2,300.00			2,300.00	
11000- 1000- 54610- 1010- 512001- 0000- 00000	RentLandBldngs	5,000.00	5,000.00	5,000.00			

Selection Grouped by Account Type, Filtered by User Permissions, (Org = 120, Online/Offline = N, Period = 3, UnPosted JEs? = N, Assets and Liabilities? = N, Restricted Accts? = Y, Funds = 1.8, Objct = 5, Obj Digits = 0, Page Break Lvl =)

Balances through 09/30/2023						Fiscal Year 2023/24
Funds- Func- Obj ct - Pr gm- Locat n- JbCl - Opt nl	Description	Adopted Budget	Revised Budget	Encumbered	Expenditure	Account Balance
Funds 11000 - Operational, Func 1000 - Instruction (continued)						
11000- 1000- 55817- 1010- 512001- 0000- 00000	Student Travel	500.00	500.00	125.00		375.00
11000- 1000- 55819- 1010- 512001- 0000- 00000	EmpTravTeachers	400.00	400.00			400.00
11000- 1000- 55915- 1010- 512001- 0000- 00000	OthContractSvcs	3,750.00	3,750.00	7,500.00		3,750.00-
11000- 1000- 55915- 9000- 512001- 0000- 00000	OthContractSvcs				452.00	452.00-
11000- 1000- 56105- 1010- 512001- 0000- 00000	InstMats-Opr	1,500.00	1,500.00		599.00	901.00
11000- 1000- 56105- 3000- 512001- 0000- 00000	InstMats-Opr	1,450.00	1,450.00			1,450.00
11000- 1000- 56106- 1010- 512001- 0000- 00000	OthClassMats-Op	25,849.00	25,849.00			25,849.00
11000- 1000- 56109- 1010- 512001- 0000- 00000	InsMatOnIDgtSub				3,050.00	3,050.00-
11000- 1000- 56112- 1010- 512001- 0000- 00000	Other Textbooks			2,450.00		2,450.00-
11000- 1000- 56113- 1010- 512001- 0000- 00000	Software	12,000.00	12,000.00	12,000.00	1,200.00	1,200.00-
11000- 1000- 56118- 1010- 512001- 0000- 00000	GenSuppliesMats	41,579.00	41,579.00	2,211.95	111.39	39,255.66
11000- 1000- 56119- 1010- 512001- 0000- 00000	SupplAssets<\$5k	400,500.00	400,500.00	7,315.20	16,451.59	376,733.21
11000- 1000- 57331- 1010- 512001- 0000- 00000	FixedAssets>\$5k	340,363.00	340,363.00			340,363.00
Total for Func 1000 and Expense accounts		1,938,556.00	1,938,556.00	815,056.06	145,523.04	977,976.90
Funds 11000 - Operational, Func 2100 - SuppSvcsStudnts						
11000- 2100- 51100- 0000- 512001- 1217- 00000	SalariesExpense,SecClerTe	51,000.00	51,000.00	40,375.00	10,625.00	
11000- 2100- 51100- 0000- 512001- 1218- 00000	SalariesExpense,SchlStude	129,000.00	129,000.00	102,125.00	26,875.00	
11000- 2100- 51100- 4025- 512001- 1214- 00000	SalariesExpense,Couns-Soc	69,600.00	69,600.00	60,900.00	8,700.00	
11000- 2100- 51100- 4025- 512001- 1218- 00000	SalariesExpense,SchlStude	68,900.00	68,900.00	54,545.96	14,354.20	.16-
11000- 2100- 52111- 0000- 512001- 1217- 00000	EducRetirement	9,257.00	9,257.00	7,328.11	1,928.45	.44
11000- 2100- 52111- 0000- 512001- 1218- 00000	EducRetirement	23,414.00	23,414.00	18,535.64	4,877.80	.56
11000- 2100- 52111- 4025- 512001- 1214- 00000	EducRetirement	12,633.00	12,633.00	11,053.35	1,579.05	.60
11000- 2100- 52111- 4025- 512001- 1218- 00000	EducRetirement	12,506.00	12,506.00	9,900.14	2,605.30	.56
11000- 2100- 52112- 0000- 512001- 1217- 00000	ERARetireeHlth	1,020.00	1,020.00	807.50	212.50	
11000- 2100- 52112- 0000- 512001- 1218- 00000	ERARetireeHlth	2,580.00	2,580.00	2,042.50	537.50	
11000- 2100- 52112- 4025- 512001- 1214- 00000	ERARetireeHlth	1,392.00	1,392.00	1,218.00	174.00	
11000- 2100- 52112- 4025- 512001- 1218- 00000	ERARetireeHlth	1,378.00	1,378.00	1,090.98	287.10	.08-
11000- 2100- 52210- 0000- 512001- 1217- 00000	FICA Payments	3,162.00	3,162.00	2,411.29	635.21	115.50
11000- 2100- 52210- 0000- 512001- 1218- 00000	FICA Payments	7,998.00	7,998.00	5,837.37	1,540.27	620.36
11000- 2100- 52210- 4025- 512001- 1214- 00000	FICA Payments	4,316.00	4,316.00	3,591.63	513.67	210.70
11000- 2100- 52210- 4025- 512001- 1218- 00000	FICA Payments	4,272.00	4,272.00	3,262.68	859.53	149.79
11000- 2100- 52220- 0000- 512001- 1217- 00000	MedicarePaymnts	740.00	740.00	563.92	148.55	27.53
11000- 2100- 52220- 0000- 512001- 1218- 00000	MedicarePaymnts	1,871.00	1,871.00	1,365.15	360.23	145.62
11000- 2100- 52220- 4025- 512001- 1214- 00000	MedicarePaymnts	1,010.00	1,010.00	840.00	120.13	49.87
11000- 2100- 52220- 4025- 512001- 1218- 00000	MedicarePaymnts	1,000.00	1,000.00	763.04	201.01	35.95
11000- 2100- 52311- 0000- 512001- 1217- 00000	Hth&MedPremiums	6,716.00	6,716.00	5,670.74	1,466.64	421.38-

Selection Grouped by Account Type, Filtered by User Permissions, (Org = 120, Online/Offline = N, Period = 3, UnPosted JE? = N, Assets and Liabilities? = N, Restricted Accts? = Y, Funds = 1.8, Objct = 5, Obj Digits = 0, Page Break Lvl =)

Balances through 09/30/2023						Fiscal Year 2023/24
Funds- Func- Obj ct - Pr gm- Locat n- JbCl - Opt nl	Description	Adopted Budget	Revised Budget	Encumbered	Expenditure	Account Balance
Funds 11000 - Operational, Func 2100 - Supp Svcs Studnts (continued)						
11000-2100-52311-0000-512001-1218-00000	Hth&MedPremiums	24,404.00	24,404.00	19,517.94	4,733.82	152.24
11000-2100-52311-4025-512001-1214-00000	Hth&MedPremiums	7,751.00	7,751.00	6,781.95	947.04	22.01
11000-2100-52311-4025-512001-1218-00000	Hth&MedPremiums	5,102.00	5,102.00	4,254.10	1,014.49	166.59-
11000-2100-52312-0000-512001-1217-00000	Life	32.00	32.00	27.36	6.84	2.20-
11000-2100-52312-0000-512001-1218-00000	Life	64.00	64.00	54.72	13.68	4.40-
11000-2100-52312-4025-512001-1214-00000	Life	32.00	32.00	30.24	4.20	2.44-
11000-2100-52312-4025-512001-1218-00000	Life	32.00	32.00	27.36	6.84	2.20-
11000-2100-52313-0000-512001-1217-00000	Dental	258.00	258.00	217.36	68.64	28.00-
11000-2100-52313-0000-512001-1218-00000	Dental	857.00	857.00	677.73	205.46	26.19-
11000-2100-52313-4025-512001-1214-00000	Dental	121.00	121.00	105.21	15.03	.76
11000-2100-52313-4025-512001-1218-00000	Dental	241.00	241.00	190.19	57.20	6.39-
11000-2100-52314-0000-512001-1217-00000	Vision	57.00	57.00	47.69	12.86	3.55-
11000-2100-52314-0000-512001-1218-00000	Vision	150.00	150.00	117.42	30.16	2.42
11000-2100-52314-4025-512001-1214-00000	Vision	53.00	53.00	45.99	6.57	.44
11000-2100-52314-4025-512001-1218-00000	Vision	53.00	53.00	41.61	10.33	1.06
11000-2100-52315-0000-512001-1218-00000	Disability	195.00	195.00	135.00	37.55	22.45
11000-2100-52315-4025-512001-1214-00000	Disability	262.00	262.00	228.69	32.67	.64
11000-2100-52500-0000-512001-1217-00000	UnemploymntComp	100.00	100.00	91.13	10.76	1.89-
11000-2100-52500-0000-512001-1218-00000	UnemploymntComp	200.00	200.00	171.66	21.49	6.85
11000-2100-52500-4025-512001-1214-00000	UnemploymntComp	100.00	100.00	99.33		.67
11000-2100-52500-4025-512001-1218-00000	UnemploymntComp	100.00	100.00	99.29		.71
11000-2100-52710-0000-512001-1217-00000	WorkersCompPrem	599.00	599.00		599.00	
11000-2100-52710-0000-512001-1218-00000	WorkersCompPrem	1,515.00	1,515.00		1,515.00	
11000-2100-52710-4025-512001-1214-00000	WorkersCompPrem	817.00	817.00			817.00
11000-2100-52710-4025-512001-1218-00000	WorkersCompPrem	809.00	809.00		809.00	
11000-2100-52720-0000-512001-1217-00000	WorkrsCompERFee	10.00	10.00	6.90	2.30	.80
11000-2100-52720-0000-512001-1218-00000	WorkrsCompERFee	20.00	20.00	13.80	4.60	1.60
11000-2100-52720-4025-512001-1214-00000	WorkrsCompERFee	10.00	10.00	6.90	2.30	.80
11000-2100-52720-4025-512001-1218-00000	WorkrsCompERFee	10.00	10.00	6.90	2.30	.80
11000-2100-53211-2000-512001-0000-00000	DiagsContracted	22,000.00	22,000.00	39,446.30	862.50	18,308.80-
11000-2100-53212-2000-512001-0000-00000	SpeechThrpsCont	9,000.00	9,000.00	8,025.00	975.00	
11000-2100-53213-2000-512001-0000-00000	OccThrpstCont	4,000.00	4,000.00	4,000.00		
11000-2100-53215-2000-512001-0000-00000	PsycholgtsCont	20,000.00	20,000.00	20,000.00		
11000-2100-53330-0000-512001-0000-00000	ProfessDevelop			290.00		290.00-
11000-2100-53414-0000-512001-0000-00000	OthProfTechSvcs			14,381.06	7,825.74	22,206.80-
11000-2100-54320-0000-512001-0000-00000	Tech-R&M	21,000.00	21,000.00			21,000.00

Selection Grouped by Account Type, Filtered by User Permissions, (Org = 120, Online/Offline = N, Period = 3, UnPosted JEs? = N, Assets and Liabilities? = N, Restricted Accts? = Y, Funds = 1.8, Objct = 5, Obj Digits = 0, Page Break Lvl =)

Balances through 09/30/2023						Fiscal Year 2023/24	
Funds- Func- Obj ct - Pr gm- Locat n- JbCl - Opt nl	Description	Adopted Budget	Revised Budget	Encumbered	Expenditure	Account Balance	
Funds 11000 - Operational, Func 2100 - SuppSvcsStudnts (continued)							
11000- 2100- 55915- 0000- 512001- 0000- 00000	OthContractSvcs	3,776.00	3,776.00	10,776.00		7,000.00-	
11000- 2100- 56113- 0000- 512001- 0000- 00000	Software	25,000.00	25,000.00	25,960.00		960.00-	
11000- 2100- 56118- 0000- 512001- 0000- 00000	GenSuppliesMats	1,000.00	1,000.00	2,468.83	293.43	1,762.26-	
11000- 2100- 56118- 2000- 512001- 0000- 00000	GenSuppliesMats	200.00	200.00			200.00	
Total for Func 2100 and Expense accounts		563,695.00	563,695.00	492,571.66	98,727.94	27,604.60-	
Funds 11000 - Operational, Func 2200 - Suppt Svcs Inst							
11000- 2200- 53330- 0000- 512001- 0000- 00000	ProfessDevelop	1,000.00	1,000.00			1,000.00	
11000- 2200- 55915- 0000- 512001- 0000- 00000	OthContractSvcs	10,000.00	10,000.00	11,293.70		1,293.70-	
11000- 2200- 56113- 0000- 512001- 0000- 00000	Software	4,000.00	4,000.00	4,000.00			
11000- 2200- 56118- 0000- 512001- 0000- 00000	GenSuppliesMats	1,852.00	1,852.00	1,152.00	.12	699.88	
11000- 2200- 56119- 0000- 512001- 0000- 00000	SupplAssets<\$5k				488.75	488.75-	
Total for Func 2200 and Expense accounts		16,852.00	16,852.00	16,445.70	488.87	82.57-	
Funds 11000 - Operational, Func 2300 - SupptSvcs-Admin							
11000- 2300- 51100- 0000- 512001- 1111- 00000	SalariesExpense,Superinte	112,174.00	112,174.00	88,804.48	23,369.60	.08-	
11000- 2300- 52111- 0000- 512001- 1111- 00000	EducRetirement	20,360.00	20,360.00	16,118.08	4,241.60	.32	
11000- 2300- 52112- 0000- 512001- 1111- 00000	ERARetireeHlth	2,244.00	2,244.00	1,776.12	467.40	.48	
11000- 2300- 52210- 0000- 512001- 1111- 00000	FICA Payments	6,955.00	6,955.00	5,377.95	1,416.45	160.60	
11000- 2300- 52220- 0000- 512001- 1111- 00000	MedicarePaymnts	1,627.00	1,627.00	1,257.80	331.28	37.92	
11000- 2300- 52311- 0000- 512001- 1111- 00000	Hth&MedPremiums	5,767.00	5,767.00	4,686.35	1,183.30	102.65-	
11000- 2300- 52312- 0000- 512001- 1111- 00000	Life	30.00	30.00	25.84	6.47	2.31-	
11000- 2300- 52313- 0000- 512001- 1111- 00000	Dental	111.00	111.00	89.87	23.65	2.52-	
11000- 2300- 52314- 0000- 512001- 1111- 00000	Vision	49.00	49.00	39.33	10.35	.68-	
11000- 2300- 52500- 0000- 512001- 1111- 00000	UnemploymntComp	92.00	92.00	93.79		1.79-	
11000- 2300- 52710- 0000- 512001- 1111- 00000	WorkersCompPrem	1,317.00	1,317.00		1,317.00		
11000- 2300- 52720- 0000- 512001- 1111- 00000	WorkrsCompERFee	9.00	9.00	6.51	2.17	.32	
11000- 2300- 53411- 0000- 512001- 0000- 00000	Auditing	23,000.00	23,000.00	11,340.98	11,659.02		
11000- 2300- 53413- 0000- 512001- 0000- 00000	Legal	31,000.00	31,000.00	28,309.37	2,690.63		
11000- 2300- 53711- 0000- 512001- 0000- 00000	Other Charges	200.00	200.00			200.00	
11000- 2300- 55400- 0000- 512001- 0000- 00000	Advertising	10,000.00	10,000.00		962.74	9,037.26	
11000- 2300- 55812- 0000- 512001- 0000- 00000	Board Training	1,000.00	1,000.00			1,000.00	
11000- 2300- 55915- 0000- 512001- 0000- 00000	OthContractSvcs	8,650.00	8,650.00	14,130.10	1,254.90	6,735.00-	
Total for Func 2300 and Expense accounts		224,585.00	224,585.00	172,056.57	48,936.56	3,591.87	
Funds 11000 - Operational, Func 2400 - SupSvcsSchAdmin							
11000- 2400- 51100- 0000- 512001- 1217- 00000	SalariesExpense,SecClerTe	42,000.00	42,000.00	33,250.00	8,750.00		
11000- 2400- 51300- 0000- 512001- 1217- 00000	AddtnlCompenstn,SecClerTe	5,125.00	5,125.00	2,375.00	625.00	2,125.00	

Selection Grouped by Account Type, Filtered by User Permissions, (Org = 120, Online/Offline = N, Period = 3, UnPosted JEs? = N, Assets and Liabilities? = N, Restricted Accts? = Y, Funds = 1.8, Objct = 5, Obj Digits = 0, Page Break Lvl =)

Balances through 09/30/2023						Fiscal Year 2023/24
Funds- Func- Obj ct - Pr gm- Locat n- Jb Cl - Opt nl	Description	Adopted Budget	Revised Budget	Encumbered	Expenditure	Account Balance
Funds 11000 - Operational, Func 2400 - SupSvcsSchAdmin (continued)						
11000-2400-52111-0000-512001-1217-00000	EducRetirement	8,554.00	8,554.00	6,465.89	1,701.55	386.56
11000-2400-52112-0000-512001-1217-00000	ERARetireeHlth	943.00	943.00	712.50	187.50	43.00
11000-2400-52210-0000-512001-1217-00000	FICA Payments	2,924.00	2,924.00	2,196.97	577.36	149.67
11000-2400-52220-0000-512001-1217-00000	MedicarePaymnts	685.00	685.00	513.76	135.02	36.22
11000-2400-52312-0000-512001-1217-00000	Life	32.00	32.00	27.36	6.84	2.20-
11000-2400-52313-0000-512001-1217-00000	Dental	822.00	822.00	650.18	205.30	33.48-
11000-2400-52314-0000-512001-1217-00000	Vision	136.00	136.00	107.54	28.99	.53-
11000-2400-52315-0000-512001-1217-00000	Disability				.21	.21-
11000-2400-52500-0000-512001-1217-00000	UnemploymntComp	100.00	100.00	80.47	10.48	9.05
11000-2400-52710-0000-512001-1217-00000	WorkersCompPrem	493.00	493.00		493.00	
11000-2400-52720-0000-512001-1217-00000	WorkrsCompERFee	10.00	10.00	6.90	2.30	.80
11000-2400-53330-0000-512001-0000-00000	ProfessDevelop			901.00		901.00-
11000-2400-53711-0000-512001-0000-00000	Other Charges	100.00	100.00	100.00		
11000-2400-55813-0000-512001-0000-00000	EmpTravNonTeach	1,000.00	1,000.00			1,000.00
11000-2400-55915-0000-512001-0000-00000	OthContractSvcs	800.00	800.00	600.00		200.00
11000-2400-56113-0000-512001-0000-00000	Software				2,324.70	2,324.70-
11000-2400-56118-0000-512001-0000-00000	GenSuppliesMats	13,512.00	13,512.00	1,572.02	1,629.28	10,310.70
Total for Func 2400 and Expense accounts		77,236.00	77,236.00	49,559.59	16,677.53	10,998.88
Funds 11000 - Operational, Func 2500 - Central Svcs						
11000-2500-53414-0000-512001-0000-00000	OthProfTechSvcs			121,801.18	22,152.82	143,954.00-
11000-2500-53711-0000-512001-0000-00000	Other Charges	350.00	350.00	350.00	59.00	59.00-
11000-2500-54320-0000-512001-0000-00000	Tech-R&M	188,954.00	188,954.00	34,724.06	13,476.66	140,753.28
11000-2500-54620-0000-512001-0000-00000	RentlEquipVehcl	19,659.00	19,659.00	16,268.45	4,974.99	1,584.44-
11000-2500-55400-0000-512001-0000-00000	Advertising	10,000.00	10,000.00	7,673.35	14,326.65	12,000.00-
11000-2500-55915-0000-512001-0000-00000	OthContractSvcs	600.00	600.00	450.00	600.00	450.00-
11000-2500-56113-0000-512001-0000-00000	Software	18,102.00	18,102.00	2,512.00	20,005.34	4,415.34-
11000-2500-56118-0000-512001-0000-00000	GenSuppliesMats	5,100.00	5,100.00	2,641.39	965.31	1,493.30
Total for Func 2500 and Expense accounts		242,765.00	242,765.00	186,420.43	76,560.77	20,216.20-
Funds 11000 - Operational, Func 2600 - Op&MaintofPlant						
11000-2600-54311-0000-512001-0000-00000	MntRepFrnFixEqp				104.58	104.58-
11000-2600-54312-0000-512001-0000-00000	MntRepBlgsGrnds	19,000.00	19,000.00	17,063.77	3,723.95	1,787.72-
11000-2600-54411-0000-512001-0000-00000	Electricity	31,200.00	31,200.00	25,386.43	5,813.57	
11000-2600-54412-0000-512001-0000-00000	NatGasBuildings	4,000.00	4,000.00	3,936.59	95.22	31.81-
11000-2600-54415-0000-512001-0000-00000	Water/Sewage	10,200.00	10,200.00	9,126.94	1,084.19	11.13-
11000-2600-54416-0000-512001-0000-00000	CommunicatnSvcs	21,000.00	21,000.00	15,880.45	5,897.02	777.47-
11000-2600-54610-0000-512001-0000-00000	RentlLandBldngs			113,061.96	19,077.33	132,139.29-
Selection Grouped by Account Type, Filtered by User Permissions, (Org = 120, Online/Offline = N, Period = 3, UnPosted JEs? = N, Assets and Liabilities? = N, Restricted Accts? = Y, Funds = 1.8, Objct = 5, Obj Digits = 0, Page Break Lvl =)						

Balances through 09/30/2023						Fiscal Year 2023/24
Funds- Func- Obj ct - Pr gm- Locat n- Jb Cl - Opt nl	Description	Adopted Budget	Revised Budget	Encumbered	Expenditure	Account Balance
Funds 11000 - Operational, Func 2600 - Op&MaintofPlant (continued)						
11000-2600-55200-0000-512001-0000-00000	PropertyLiablns	12,768.00	12,768.00		12,768.00	
11000-2600-55915-0000-512001-0000-00000	OthContractSvcs	73,887.00	73,887.00	91,019.81	10,611.71	27,744.52-
11000-2600-56118-0000-512001-0000-00000	GenSuppliesMats	10,000.00	10,000.00	2,675.39	349.33	6,975.28
11000-2600-56119-0000-512001-0000-00000	SupplAssets<\$5k	1,500.00	1,500.00			1,500.00
Total for Func 2600 and Expense accounts		183,555.00	183,555.00	278,151.34	59,524.90	154,121.24-
Funds 11000 - Operational, Func 2900 - Oth Suppt Svcs						
11000-2900-58215-0000-512001-0000-00000	RestrictExpend	291,239.00	291,239.00			291,239.00
Total for Func 2900 and Expense accounts		291,239.00	291,239.00	.00	.00	291,239.00
Funds 11000 - Operational, Func 3100 - FoodSvcsOpertns						
11000-3100-56116-0000-512001-0000-00000	Food				300.37	300.37-
11000-3100-56118-0000-512001-0000-00000	GenSuppliesMats	250.00	250.00	381.81		131.81-
Total for Func 3100 and Expense accounts		250.00	250.00	381.81	300.37	432.18-
Funds 11000 - Operational, Func 4000 - Capital Outlay						
11000-4000-54640-0000-512001-0000-00000	RentalLease2Pur				57,231.99	57,231.99-
Total for Func 4000 and Expense accounts		.00	.00	.00	57,231.99	57,231.99-
Total for Funds 11000		3,538,733.00	3,538,733.00	2,010,643.16	503,971.97	1,024,117.87
Funds 21000 - Food Svcs, Func 3100 - FoodSvcsOpertns						
21000-3100-56116-0000-512001-0000-00000	Food	53,371.00	53,371.00	87,154.75	3,071.25	36,855.00-
Total for Funds 21000, Func 3100 and Expense accounts		53,371.00	53,371.00	87,154.75	3,071.25	36,855.00-
Funds 23000 - Non-InstrctSupp, Func 1000 - Instruction						
23000-1000-56118-0000-512001-0000-00000	GenSuppliesMats			365.73	320.38	686.11-
23000-1000-56118-1010-512001-0000-00000	GenSuppliesMats			514.37	1,003.84	1,518.21-
23000-1000-56118-9000-512001-0000-00000	GenSuppliesMats	2,158.00	2,158.00		240.83	1,917.17
Total for Funds 23000, Func 1000 and Expense accounts		2,158.00	2,158.00	880.10	1,565.05	287.15-
Funds 24101 - Title I - IASA, Func 1000 - Instruction						
24101-1000-51100-1010-512001-1711-00000	SalariesExpense,InstAsst1	53,703.00	53,703.00	59,335.50	8,476.50	14,109.00-
24101-1000-51300-1010-512001-1711-00000	AddtnlCompenstn,InstAsst1			2,187.57	312.51	2,500.08-
24101-1000-52111-1010-512001-1711-00000	EducRetirement	9,605.00	9,605.00	11,166.54	1,595.21	3,156.75-
24101-1000-52112-1010-512001-1711-00000	ERARetireeHlth	1,075.00	1,075.00	1,230.60	175.79	331.39-
24101-1000-52210-1010-512001-1711-00000	FICA Payments	3,331.00	3,331.00	3,751.44	538.93	959.37-
24101-1000-52220-1010-512001-1711-00000	MedicarePaymnts	781.00	781.00	877.38	126.04	222.42-
24101-1000-52311-1010-512001-1711-00000	Hth&MedPremiums	2,069.00	2,069.00	4,074.21	1,076.34	3,081.55-
24101-1000-52312-1010-512001-1711-00000	Life	44.00	44.00	52.29	7.72	16.01-
24101-1000-52313-1010-512001-1711-00000	Dental	42.00	42.00			42.00

Selection Grouped by Account Type, Filtered by User Permissions, (Org = 120, Online/Offline = N, Period = 3, UnPosted JEs? = N, Assets and Liabilities? = N, Restricted Accts? = Y, Funds = 1.8, Objct = 5, Obj Digits = 0, Page Break Lvl =)

Balances through 09/30/2023						Fiscal Year 2023/24	
Funds- Func- Obj ct - Pr gm- Locat n- JbCl - Opt nl	Description	Adopted Budget	Revised Budget	Encumbered	Expenditure	Account Balance	
Funds 24101 - Title I - IASA, Func 1000 - Instruction (continued)							
24101- 1000- 52314- 1010- 512001- 1711- 00000	Vision	10.00	10.00			10.00	
24101- 1000- 52315- 1010- 512001- 1711- 00000	Disability	58.00	58.00		14.48	43.52	
24101- 1000- 52500- 1010- 512001- 1711- 00000	UnemploymntComp	134.00	134.00	167.61	18.00	51.61-	
24101- 1000- 52710- 1010- 512001- 1711- 00000	WorkersCompPrem	852.00	852.00		852.00		
24101- 1000- 52720- 1010- 512001- 1711- 00000	WorkrsCompERFee	14.00	14.00	11.88	3.96	1.84-	
24101- 1000- 56118- 1010- 512001- 0000- 00000	GenSuppliesMats	750.00	750.00			750.00	
Total for Func 1000 and Expense accounts		72,468.00	72,468.00	82,855.02	13,197.48	23,584.50-	
Funds 24101 - Title I - IASA, Func 2400 - SupSvcsSchAdmin							
24101- 2400- 51300- 0000- 512001- 1217- 00000	AddtnlCompenstn,SecClerTe	2,500.00	2,500.00	1,979.23	520.85	.08-	
24101- 2400- 52111- 0000- 512001- 1217- 00000	EducRetirement	454.00	454.00	359.29	94.55	.16	
24101- 2400- 52112- 0000- 512001- 1217- 00000	ERARetireeHlth	50.00	50.00	39.52	10.40	.08	
24101- 2400- 52210- 0000- 512001- 1217- 00000	FICA Payments	155.00	155.00	122.74	32.30	.04-	
24101- 2400- 52220- 0000- 512001- 1217- 00000	MedicarePaymnts	37.00	37.00	28.69	7.55	.76	
24101- 2400- 52500- 0000- 512001- 1217- 00000	UnemploymntComp			4.42	.58	5.00-	
Total for Func 2400 and Expense accounts		3,196.00	3,196.00	2,533.89	666.23	4.12-	
Total for Funds 24101		75,664.00	75,664.00	85,388.91	13,863.71	23,588.62-	
Funds 24106 - IDEABEntitlemnt, Func 1000 - Instruction							
24106- 1000- 51100- 2000- 512001- 1412- 00000	SalariesExpense,Teachers	24,921.00	24,921.00	39,246.69	10,781.67	25,107.36-	
24106- 1000- 52111- 2000- 512001- 1412- 00000	EducRetirement	5,475.00	5,475.00	7,123.41	1,956.90	3,605.31-	
24106- 1000- 52112- 2000- 512001- 1412- 00000	ERARetireeHlth	499.00	499.00	784.98	215.64	501.62-	
24106- 1000- 52210- 2000- 512001- 1412- 00000	FICA Payments	1,546.00	1,546.00	2,249.94	633.86	1,337.80-	
24106- 1000- 52220- 2000- 512001- 1412- 00000	MedicarePaymnts	362.00	362.00	526.05	148.25	312.30-	
24106- 1000- 52311- 2000- 512001- 1412- 00000	Hth&MedPremiums	3,076.00	3,076.00	6,695.64	1,262.82	4,882.46-	
24106- 1000- 52312- 2000- 512001- 1412- 00000	Life	12.00	12.00	16.80	4.43	9.23-	
24106- 1000- 52313- 2000- 512001- 1412- 00000	Dental	163.00	163.00	205.59	38.88	81.47-	
24106- 1000- 52314- 2000- 512001- 1412- 00000	Vision	19.00	19.00	2.31	.33	16.36	
24106- 1000- 52315- 2000- 512001- 1412- 00000	Disability				24.01	24.01-	
24106- 1000- 52500- 2000- 512001- 1412- 00000	UnemploymntComp	36.00	36.00	87.14	34.17	85.31-	
24106- 1000- 52710- 2000- 512001- 1412- 00000	WorkersCompPrem	414.00	414.00		414.00		
24106- 1000- 52720- 2000- 512001- 1412- 00000	WorkrsCompERFee	4.00	4.00	3.81	2.42	2.23-	
Total for Funds 24106, Func 1000 and Expense accounts		36,527.00	36,527.00	56,942.36	15,517.38	35,932.74-	
Funds 24154 - TchPrinTrainRec, Func 1000 - Instruction							
24154- 1000- 53330- 1010- 512001- 0000- 00000	ProfessDevelop			2,610.00		2,610.00-	
Total for Func 1000 and Expense accounts		.00	.00	2,610.00	.00	2,610.00-	
Funds 24154 - TchPrinTrainRec, Func 2200 - Suppt Svcs Inst							

Selection Grouped by Account Type, Filtered by User Permissions, (Org = 120, Online/Offline = N, Period = 3, UnPosted JEs? = N, Assets and Liabilities? = N, Restricted Accts? = Y, Funds = 1.8, Objct = 5, Obj Digits = 0, Page Break Lvl =)

Balances through 09/30/2023					Fiscal Year 2023/24	
Funds- Func- Obj ct - Pr gm- Locat n- Jb Cl - Opt nl	Description	Adopted Budget	Revised Budget	Encumbered	Expenditure	Account Balance
Funds 24154 - TchPrinTrainRec, Func 2200 - Suppt Svcs Inst						
24154- 2200- 53330- 0000- 512001- 0000- 00000	ProfessDevelop	6,225.00	6,225.00			6,225.00
Total for Func 2200 and Expense accounts		6,225.00	6,225.00	.00	.00	6,225.00
Total for Funds 24154		6,225.00	6,225.00	2,610.00	.00	3,615.00
Funds 24174 - CP-Second-Curr, Func 1000 - Instruction						
24174- 1000- 51100- 1010- 512001- 1411- 00000	SalariesExpense,Teachers	5,837.00	5,837.00			5,837.00
24174- 1000- 52111- 1010- 512001- 1411- 00000	EducRetirement	452.00	452.00			452.00
24174- 1000- 52112- 1010- 512001- 1411- 00000	ERARetireeHlth	117.00	117.00			117.00
24174- 1000- 52210- 1010- 512001- 1411- 00000	FICA Payments	362.00	362.00			362.00
24174- 1000- 52220- 1010- 512001- 1411- 00000	MedicarePaymnts	85.00	85.00			85.00
24174- 1000- 52311- 1010- 512001- 1411- 00000	Hth&MedPremiums	562.00	562.00			562.00
24174- 1000- 52312- 1010- 512001- 1411- 00000	Life	4.00	4.00			4.00
24174- 1000- 52313- 1010- 512001- 1411- 00000	Dental	14.00	14.00			14.00
24174- 1000- 52314- 1010- 512001- 1411- 00000	Vision	6.00	6.00			6.00
24174- 1000- 52500- 1010- 512001- 1411- 00000	UnemploymntComp	11.00	11.00			11.00
24174- 1000- 52710- 1010- 512001- 1411- 00000	WorkersCompPrem	77.00	77.00		77.00	
24174- 1000- 52720- 1010- 512001- 1411- 00000	WorkrsCompERFee	2.00	2.00			2.00
Total for Funds 24174, Func 1000 and Expense accounts		7,529.00	7,529.00	.00	77.00	7,452.00
Funds 24189 - SSAE Title IV, Func 2100 - SuppSvcsStudnts						
24189- 2100- 51100- 0000- 512001- 1214- 00000	SalariesExpense,Couns-Soc	7,200.00	7,200.00	5,397.63	771.09	1,031.28
24189- 2100- 52111- 0000- 512001- 1214- 00000	EducRetirement	1,307.00	1,307.00	979.65	139.95	187.40
24189- 2100- 52112- 0000- 512001- 1214- 00000	ERARetireeHlth	144.00	144.00	107.94	15.42	20.64
24189- 2100- 52210- 0000- 512001- 1214- 00000	FICA Payments	447.00	447.00	322.56	46.12	78.32
24189- 2100- 52220- 0000- 512001- 1214- 00000	MedicarePaymnts	105.00	105.00	75.39	10.78	18.83
24189- 2100- 52311- 0000- 512001- 1214- 00000	Hth&MedPremiums	613.00	613.00	440.79	61.55	110.66
24189- 2100- 52312- 0000- 512001- 1214- 00000	Life	4.00	4.00	2.73	.38	.89
24189- 2100- 52313- 0000- 512001- 1214- 00000	Dental	15.00	15.00	9.87	1.41	3.72
24189- 2100- 52314- 0000- 512001- 1214- 00000	Vision	7.00	7.00	4.41	.63	1.96
24189- 2100- 52500- 0000- 512001- 1214- 00000	UnemploymntComp	12.00	12.00	8.87		3.13
24189- 2100- 52710- 0000- 512001- 1214- 00000	WorkersCompPrem	144.00	144.00		144.00	
24189- 2100- 52720- 0000- 512001- 1214- 00000	WorkrsCompERFee	2.00	2.00	.66	.22	1.12
Total for Funds 24189, Func 2100 and Expense accounts		10,000.00	10,000.00	7,350.50	1,191.55	1,457.95
Funds 24190 - Title I CSI, Func 1000 - Instruction						
24190- 1000- 51300- 1010- 512001- 1411- 00000	AddtnlCompenstn,Teachers		6,727.00		6,000.00	727.00
24190- 1000- 52111- 1010- 512001- 1411- 00000	EducRetirement				1,089.00	1,089.00
24190- 1000- 52112- 1010- 512001- 1411- 00000	ERARetireeHlth				120.01	120.01

Selection Grouped by Account Type, Filtered by User Permissions, (Org = 120, Online/Offline = N, Period = 3, UnPosted JEs? = N, Assets and Liabilities? = N, Restricted Accts? = Y, Funds = 1.8, Objct = 5, Obj Digits = 0, Page Break Lvl =)

Balances through 09/30/2023						Fiscal Year 2023/24
Funds- Func- Obj ct - Pr gm- Locat n- Jb Cl - Opt nl	Description	Adopted Budget	Revised Budget	Encumbered	Expenditure	Account Balance
Funds 24190 - Title I CSI, Func 1000 - Instruction (continued)						
24190- 1000- 52210- 1010- 512001- 1411- 00000	FICA Payments				372.01	372.01-
24190- 1000- 52220- 1010- 512001- 1411- 00000	MedicarePaymnts				86.97	86.97-
24190- 1000- 53330- 0000- 512001- 0000- 00000	ProfessDevelop	91,564.00				
24190- 1000- 56119- 0000- 512001- 0000- 00000	SupplAssets<\$5k				941.29-	941.29
24190- 1000- 56119- 1010- 512001- 0000- 00000	SupplAssets<\$5k		84,837.00		84,837.30	.30-
Total for Funds 24190, Func 1000 and Expense accounts		91,564.00	91,564.00	.00	91,564.00	.00
Funds 24308 - CRRSA, ESSER II, Func 1000 - Instruction						
24308- 1000- 51100- 1010- 512001- 1411- 00000	SalariesExpense,Teachers			43,298.64		43,298.64-
24308- 1000- 52111- 1010- 512001- 1411- 00000	EducRetirement			7,858.62		7,858.62-
24308- 1000- 52112- 1010- 512001- 1411- 00000	ERARetireeHlth			865.84		865.84-
24308- 1000- 52210- 1010- 512001- 1411- 00000	FICA Payments			2,387.91		2,387.91-
24308- 1000- 52220- 1010- 512001- 1411- 00000	MedicarePaymnts			558.39		558.39-
24308- 1000- 52311- 1010- 512001- 1411- 00000	Hth&MedPremiums			10,672.41		10,672.41-
24308- 1000- 52312- 1010- 512001- 1411- 00000	Life			21.00		21.00-
24308- 1000- 52313- 1010- 512001- 1411- 00000	Dental			437.01		437.01-
24308- 1000- 52314- 1010- 512001- 1411- 00000	Vision			53.55		53.55-
24308- 1000- 52315- 1010- 512001- 1411- 00000	Disability			160.55		160.55-
24308- 1000- 52500- 1010- 512001- 1411- 00000	UnemploymntComp			68.99		68.99-
24308- 1000- 52720- 1010- 512001- 1411- 00000	WorkrsCompERFee			4.80		4.80-
Total for Funds 24308, Func 1000 and Expense accounts		.00	.00	66,387.71	.00	66,387.71-
Funds 24330 - ESSER III, Func 1000 - Instruction						
24330- 1000- 51100- 1010- 512001- 1411- 00000	SalariesExpense,Teachers	74,680.00	74,680.00	31,321.50	19,750.02	23,608.48
24330- 1000- 51100- 2000- 512001- 1412- 00000	SalariesExpense,Teachers	45,279.00	45,279.00	5,490.24	784.32	39,004.44
24330- 1000- 52111- 1010- 512001- 1411- 00000	EducRetirement	13,555.00	13,555.00	5,684.91	3,584.63	4,285.46
24330- 1000- 52111- 2000- 512001- 1412- 00000	EducRetirement	8,219.00	8,219.00	996.45	142.35	7,080.20
24330- 1000- 52112- 1010- 512001- 1411- 00000	ERARetireeHlth	1,494.00	1,494.00	626.64	395.00	472.36
24330- 1000- 52112- 2000- 512001- 1412- 00000	ERARetireeHlth	906.00	906.00	109.83	15.69	780.48
24330- 1000- 52210- 1010- 512001- 1411- 00000	FICA Payments	4,631.00	4,631.00	1,790.25	1,142.15	1,698.60
24330- 1000- 52210- 2000- 512001- 1412- 00000	FICA Payments	2,808.00	2,808.00	328.02	46.90	2,433.08
24330- 1000- 52220- 1010- 512001- 1411- 00000	MedicarePaymnts	1,084.00	1,084.00	418.53	267.10	398.37
24330- 1000- 52220- 2000- 512001- 1412- 00000	MedicarePaymnts	657.00	657.00	76.65	10.96	569.39
24330- 1000- 52311- 1010- 512001- 1411- 00000	Hth&MedPremiums	7,802.00	7,802.00	5,444.25	3,163.74	805.99-
24330- 1000- 52311- 2000- 512001- 1412- 00000	Hth&MedPremiums	5,589.00	5,589.00	448.35	62.60	5,078.05
24330- 1000- 52312- 1010- 512001- 1411- 00000	Life	39.00	39.00	15.33	9.24	14.43
24330- 1000- 52312- 2000- 512001- 1412- 00000	Life	21.00	21.00	2.94	.41	17.65

Selection Grouped by Account Type, Filtered by User Permissions, (Org = 120, Online/Offline = N, Period = 3, UnPosted JEs? = N, Assets and Liabilities? = N, Restricted Accts? = Y, Funds = 1.8, Objct = 5, Obj Digits = 0, Page Break Lvl =)

Balances through 09/30/2023						Fiscal Year 2023/24
Funds- Func- Obj ct - Pr gm- Locat n- Jb Cl - Opt nl	Description	Adopted Budget	Revised Budget	Encumbered	Expenditure	Account Balance
Funds 24330 - ESSER III, Func 1000 - Instruction (continued)						
24330- 1000- 52313- 1010- 512001- 1411- 00000	Dental	290.00	290.00	233.73	127.98	71.71-
24330- 1000- 52313- 2000- 512001- 1412- 00000	Dental	295.00	295.00	10.08	1.44	283.48
24330- 1000- 52314- 1010- 512001- 1411- 00000	Vision	64.00	64.00	32.76	19.38	11.86
24330- 1000- 52314- 2000- 512001- 1412- 00000	Vision	34.00	34.00	4.41	.63	28.96
24330- 1000- 52315- 1010- 512001- 1411- 00000	Disability	53.00	53.00	116.13	39.52	102.65-
24330- 1000- 52500- 1010- 512001- 1411- 00000	UnemploymntComp	120.00	120.00	50.25		69.75
24330- 1000- 52500- 2000- 512001- 1412- 00000	UnemploymntComp	65.00	65.00	8.98		56.02
24330- 1000- 52710- 1010- 512001- 1411- 00000	WorkersCompPrem	1,047.00	1,047.00		1,597.00	550.00-
24330- 1000- 52710- 2000- 512001- 1412- 00000	WorkersCompPrem	490.00	490.00		411.00	79.00
24330- 1000- 52720- 1010- 512001- 1411- 00000	WorkrsCompERFee	12.00	12.00	3.48	5.06	3.46
24330- 1000- 52720- 2000- 512001- 1412- 00000	WorkrsCompERFee	7.00	7.00	.66	.22	6.12
24330- 1000- 56113- 1010- 512001- 0000- 00000	Software			6,360.00	5,250.00	11,610.00-
24330- 1000- 56118- 1010- 512001- 0000- 00000	GenSuppliesMats				19.49	19.49-
Total for Func 1000 and Expense accounts		169,241.00	169,241.00	59,574.37	36,846.83	72,819.80
Funds 24330 - ESSER III, Func 2100 - SuppSvcsStudnts						
24330- 2100- 51100- 0000- 512001- 1214- 00000	SalariesExpense,Couns-Soc	50,080.00	50,080.00	43,672.44	6,238.92	168.64
24330- 2100- 52111- 0000- 512001- 1214- 00000	EducRetirement	9,090.00	9,090.00	7,926.45	1,132.35	31.20
24330- 2100- 52112- 0000- 512001- 1214- 00000	ERARetireeHlth	1,002.00	1,002.00	873.39	124.77	3.84
24330- 2100- 52210- 0000- 512001- 1214- 00000	FICA Payments	3,105.00	3,105.00	2,609.88	373.14	121.98
24330- 2100- 52220- 0000- 512001- 1214- 00000	MedicarePaymnts	727.00	727.00	610.47	87.28	29.25
24330- 2100- 52311- 0000- 512001- 1214- 00000	Hth&MedPremiums	3,572.00	3,572.00	3,566.01	497.97	491.98-
24330- 2100- 52312- 0000- 512001- 1214- 00000	Life	23.00	23.00	22.89	3.18	3.07-
24330- 2100- 52313- 0000- 512001- 1214- 00000	Dental	85.00	85.00	79.80	11.40	6.20-
24330- 2100- 52314- 0000- 512001- 1214- 00000	Vision	37.00	37.00	34.86	4.98	2.84-
24330- 2100- 52500- 0000- 512001- 1214- 00000	UnemploymntComp	70.00	70.00	71.61		1.61-
24330- 2100- 52710- 0000- 512001- 1214- 00000	WorkersCompPrem	583.00	583.00		508.00	75.00
24330- 2100- 52720- 0000- 512001- 1214- 00000	WorkrsCompERFee	7.00	7.00	5.22	1.74	.04
Total for Func 2100 and Expense accounts		68,381.00	68,381.00	59,473.02	8,983.73	75.75-
Funds 24330 - ESSER III, Func 2600 - Op&MaintofPlant						
24330- 2600- 54416- 0000- 512001- 0000- 00000	CommunicatnSvcs				40.01	40.01-
Total for Func 2600 and Expense accounts		.00	.00	.00	40.01	40.01-
Total for Funds 24330		237,622.00	237,622.00	119,047.39	45,870.57	72,704.04
Funds 24346 - IDEA-ARP, Func 1000 - Instruction						
24346- 1000- 51100- 2000- 512001- 1412- 00000	SalariesExpense,Teachers			36,225.00		36,225.00-
24346- 1000- 52111- 2000- 512001- 1412- 00000	EducRetirement			6,574.89		6,574.89-

Selection Grouped by Account Type, Filtered by User Permissions, (Org = 120, Online/Offline = N, Period = 3, UnPosted JE? = N, Assets and Liabilities? = N, Restricted Accts? = Y, Funds = 1.8, Objct = 5, Obj Digits = 0, Page Break Lvl =)

Balances through 09/30/2023						Fiscal Year 2023/24	
Funds- Func- Obj ct - Pr gm- Locat n- Jb Cl - Opt nl	Description	Adopted Budget	Revised Budget	Encumbered	Expenditure	Account Balance	
Funds 24346 - IDEA-ARP, Func 1000 - Instruction (continued)							
24346- 1000- 52112- 2000- 512001- 1412- 00000	ERARetireeHlth			724.50		724.50-	
24346- 1000- 52210- 2000- 512001- 1412- 00000	FICA Payments			2,069.13		2,069.13-	
24346- 1000- 52220- 2000- 512001- 1412- 00000	MedicarePaymnts			484.05		484.05-	
24346- 1000- 52311- 2000- 512001- 1412- 00000	Hth&MedPremiums			6,448.89		6,448.89-	
24346- 1000- 52312- 2000- 512001- 1412- 00000	Life			15.12		15.12-	
24346- 1000- 52313- 2000- 512001- 1412- 00000	Dental			199.92		199.92-	
24346- 1000- 52500- 2000- 512001- 1412- 00000	UnemploymntComp			82.34		82.34-	
24346- 1000- 52720- 2000- 512001- 1412- 00000	WorkrsCompERFee			3.45		3.45-	
Total for Funds 24346, Func 1000 and Expense accounts		.00	.00	52,827.29	.00	52,827.29-	
Funds 24349 - ARP Preschool, Func 1000 - Instruction							
24349- 1000- 51100- 2000- 512001- 1412- 00000	SalariesExpense,Teachers	1,034.00	1,034.00			1,034.00	
Total for Funds 24349, Func 1000 and Expense accounts		1,034.00	1,034.00	.00	.00	1,034.00	
Funds 26207 - CNM Foundation, Func 1000 - Instruction							
26207- 1000- 56118- 1010- 512001- 0000- 00000	GenSuppliesMats	574.00	574.00			574.00	
Total for Funds 26207, Func 1000 and Expense accounts		574.00	574.00	.00	.00	574.00	
Funds 27107 - 2012GOBondsSB66, Func 2200 - Suppt Svcs Inst							
27107- 2200- 56114- 0000- 512001- 0000- 00000	LibraryAudioVis	2,873.00	2,873.00			2,873.00	
Total for Funds 27107, Func 2200 and Expense accounts		2,873.00	2,873.00	.00	.00	2,873.00	
Funds 27109 - IM-GAA of 2019, Func 1000 - Instruction							
27109- 1000- 56107- 1010- 512001- 0000- 00000	InsMatCR50%Txbk	3,538.00	3,538.00			3,538.00	
Total for Funds 27109, Func 1000 and Expense accounts		3,538.00	3,538.00	.00	.00	3,538.00	
Funds 27407 - FII, Func 1000 - Instruction							
27407- 1000- 51100- 1010- 512001- 1411- 00000	SalariesExpense,Teachers			43,242.57	6,177.51	49,420.08-	
27407- 1000- 51100- 1010- 512001- 1711- 00000	SalariesExpense,InstAsst1	9,818.00	9,818.00	28,186.20	4,026.60	22,394.80-	
27407- 1000- 52111- 1010- 512001- 1411- 00000	EducRetirement			7,848.54	1,121.22	8,969.76-	
27407- 1000- 52111- 1010- 512001- 1711- 00000	EducRetirement	1,782.00	1,782.00	5,115.81	730.83	4,064.64-	
27407- 1000- 52112- 1010- 512001- 1411- 00000	ERARetireeHlth			864.78	123.54	988.32-	
27407- 1000- 52112- 1010- 512001- 1711- 00000	ERARetireeHlth	197.00	197.00	563.64	80.52	447.16-	
27407- 1000- 52210- 1010- 512001- 1411- 00000	FICA Payments			2,605.47	372.44	2,977.91-	
27407- 1000- 52210- 1010- 512001- 1711- 00000	FICA Payments	371.00	371.00	1,636.32	239.06	1,504.38-	
27407- 1000- 52220- 1010- 512001- 1411- 00000	MedicarePaymnts			609.42	87.11	696.53-	
27407- 1000- 52220- 1010- 512001- 1711- 00000	MedicarePaymnts	143.00	143.00	382.62	55.90	295.52-	
27407- 1000- 52311- 1010- 512001- 1411- 00000	Hth&MedPremiums			2,661.96	371.72	3,033.68-	
27407- 1000- 52311- 1010- 512001- 1711- 00000	Hth&MedPremiums	1,827.00	1,827.00	7,169.40	682.80	6,025.20-	
Selection Grouped by Account Type, Filtered by User Permissions, (Org = 120, Online/Offline = N, Period = 3, UnPosted JEs? = N, Assets and Liabilities? = N, Restricted Accts? = Y, Funds = 1.8, Objct = 5, Obj Digits = 0, Page Break Lvl =)							

Balances through 09/30/2023						Fiscal Year 2023/24
Funds- Func- Obj ct - Pr gm- Locat n- JbCl - Opt nl	Description	Adopted Budget	Revised Budget	Encumbered	Expenditure	Account Balance
Funds 27407 - FII, Func 1000 - Instruction (continued)						
27407- 1000- 52312- 1010- 512001- 1411- 00000	Life			21.21	2.94	24.15-
27407- 1000- 52312- 1010- 512001- 1711- 00000	Life	9.00	9.00	27.93	3.88	22.81-
27407- 1000- 52313- 1010- 512001- 1411- 00000	Dental			147.21	21.03	168.24-
27407- 1000- 52314- 1010- 512001- 1411- 00000	Vision			32.13	4.59	36.72-
27407- 1000- 52315- 1010- 512001- 1711- 00000	Disability	42.00	42.00		12.46	29.54
27407- 1000- 52500- 1010- 512001- 1411- 00000	UnemploymntComp			65.15		65.15-
27407- 1000- 52500- 1010- 512001- 1711- 00000	UnemploymntComp	26.00	26.00	93.03	13.29	80.32-
27407- 1000- 52710- 1010- 512001- 1711- 00000	WorkersCompPrem	163.00	163.00		211.00	48.00-
27407- 1000- 52720- 1010- 512001- 1411- 00000	WorkrsCompERFee			4.83	1.61	6.44-
27407- 1000- 52720- 1010- 512001- 1711- 00000	WorkrsCompERFee	3.00	3.00	6.39	2.13	5.52-
Total for Func 1000 and Expense accounts		14,381.00	14,381.00	101,284.61	14,342.18	101,245.79-
Funds 27407 - FII, Func 2100 - SuppSvcsStudnts						
27407- 2100- 51100- 0000- 512001- 1214- 00000	SalariesExpense,Couns-Soc	69,600.00	69,600.00			69,600.00
27407- 2100- 52111- 0000- 512001- 1214- 00000	EducRetirement	12,633.00	12,633.00			12,633.00
27407- 2100- 52112- 0000- 512001- 1214- 00000	ERARetireeHlth	1,392.00	1,392.00			1,392.00
27407- 2100- 52210- 0000- 512001- 1214- 00000	FICA Payments	4,316.00	4,316.00			4,316.00
27407- 2100- 52220- 0000- 512001- 1214- 00000	MedicarePaymnts	1,010.00	1,010.00			1,010.00
27407- 2100- 52311- 0000- 512001- 1214- 00000	Hth&MedPremiums	7,751.00	7,751.00			7,751.00
27407- 2100- 52312- 0000- 512001- 1214- 00000	Life	32.00	32.00			32.00
27407- 2100- 52313- 0000- 512001- 1214- 00000	Dental	121.00	121.00			121.00
27407- 2100- 52314- 0000- 512001- 1214- 00000	Vision	53.00	53.00			53.00
27407- 2100- 52315- 0000- 512001- 1214- 00000	Disability	262.00	262.00			262.00
27407- 2100- 52500- 0000- 512001- 1214- 00000	UnemploymntComp	100.00	100.00			100.00
27407- 2100- 52710- 0000- 512001- 1214- 00000	WorkersCompPrem	817.00	817.00		817.00	
27407- 2100- 52720- 0000- 512001- 1214- 00000	WorkrsCompERFee	10.00	10.00			10.00
Total for Func 2100 and Expense accounts		98,097.00	98,097.00	.00	817.00	97,280.00
Total for Funds 27407		112,478.00	112,478.00	101,284.61	15,159.18	3,965.79-
Funds 27502 - Next Gen CTE, Func 1000 - Instruction						
27502- 1000- 51100- 1010- 512001- 1411- 00000	SalariesExpense,Teachers	38,715.00	38,715.00			38,715.00
27502- 1000- 51300- 1010- 512001- 1411- 00000	AddtnlCompenstn,Teachers	1,000.00	1,000.00			1,000.00
27502- 1000- 52111- 1010- 512001- 1411- 00000	EducRetirement	7,806.00	7,806.00			7,806.00
27502- 1000- 52112- 1010- 512001- 1411- 00000	ERARetireeHlth	795.00	795.00			795.00
27502- 1000- 52210- 1010- 512001- 1411- 00000	FICA Payments	2,470.00	2,470.00			2,470.00
27502- 1000- 52220- 1010- 512001- 1411- 00000	MedicarePaymnts	577.00	577.00			577.00
27502- 1000- 52311- 1010- 512001- 1411- 00000	Hth&MedPremiums	5,065.00	5,065.00			5,065.00

Selection Grouped by Account Type, Filtered by User Permissions, (Org = 120, Online/Offline = N, Period = 3, UnPosted JEs? = N, Assets and Liabilities? = N, Restricted Accts? = Y, Funds = 1.8, Objct = 5, Obj Digits = 0, Page Break Lvl =)

Balances through 09/30/2023						Fiscal Year 2023/24
Funds- Func- Obj ct - Pr gm- Locat n- JbCl - Opt nl	Description	Adopted Budget	Revised Budget	Encumbered	Expenditure	Account Balance
Funds 27502 - Next Gen CTE, Func 1000 - Instruction (continued)						
27502- 1000- 52312- 1010- 512001- 1411- 00000	Life	19.00	19.00			19.00
27502- 1000- 52313- 1010- 512001- 1411- 00000	Dental	184.00	184.00			184.00
27502- 1000- 52314- 1010- 512001- 1411- 00000	Vision	62.00	62.00			62.00
27502- 1000- 52315- 1010- 512001- 1411- 00000	Disability	163.00	163.00			163.00
27502- 1000- 52500- 1010- 512001- 1411- 00000	UnemploymntComp	56.00	56.00			56.00
27502- 1000- 52710- 1010- 512001- 1411- 00000	WorkersCompPrem	367.00	367.00		367.00	
27502- 1000- 52720- 1010- 512001- 1411- 00000	WorkrsCompERFee	6.00	6.00			6.00
Total for Funds 27502, Func 1000 and Expense accounts		57,285.00	57,285.00	.00	367.00	56,918.00
Funds 27901 - Indian Ed Act, Func 1000 - Instruction						
27901- 1000- 51100- 1010- 512001- 1411- 00000	SalariesExpense,Teachers	39,536.00	39,536.00			39,536.00
27901- 1000- 51300- 1010- 512001- 1411- 00000	AddtnlCompenstn,Teachers			5,937.50	937.50	6,875.00-
27901- 1000- 51300- 1010- 512001- 1711- 00000	AddtnlCompenstn,InstAsst1			1,312.50	187.50	1,500.00-
27901- 1000- 52111- 1010- 512001- 1411- 00000	EducRetirement	7,176.00	7,176.00	1,077.68	170.16	5,928.16
27901- 1000- 52111- 1010- 512001- 1711- 00000	EducRetirement			238.14	34.02	272.16-
27901- 1000- 52112- 1010- 512001- 1411- 00000	ERARetireeHlth	791.00	791.00	118.75	18.75	653.50
27901- 1000- 52112- 1010- 512001- 1711- 00000	ERARetireeHlth			26.25	3.75	30.00-
27901- 1000- 52210- 1010- 512001- 1411- 00000	FICA Payments	2,452.00	2,452.00	368.22	58.14	2,025.64
27901- 1000- 52210- 1010- 512001- 1711- 00000	FICA Payments			81.27	11.61	92.88-
27901- 1000- 52220- 1010- 512001- 1411- 00000	MedicarePaymnts	574.00	574.00	86.07	13.59	474.34
27901- 1000- 52220- 1010- 512001- 1711- 00000	MedicarePaymnts			19.11	2.73	21.84-
27901- 1000- 52311- 1010- 512001- 1411- 00000	Hth&MedPremiums	2,889.00	2,889.00			2,889.00
27901- 1000- 52312- 1010- 512001- 1411- 00000	Life	23.00	23.00			23.00
27901- 1000- 52313- 1010- 512001- 1411- 00000	Dental	169.00	169.00			169.00
27901- 1000- 52314- 1010- 512001- 1411- 00000	Vision	37.00	37.00			37.00
27901- 1000- 52500- 1010- 512001- 1411- 00000	UnemploymntComp	70.00	70.00	8.13		61.87
27901- 1000- 52500- 1010- 512001- 1711- 00000	UnemploymntComp			3.15	.24	3.39-
27901- 1000- 52710- 1010- 512001- 1411- 00000	WorkersCompPrem	802.00	802.00			802.00
27901- 1000- 52720- 1010- 512001- 1411- 00000	WorkrsCompERFee	7.00	7.00			7.00
Total for Funds 27901, Func 1000 and Expense accounts		54,526.00	54,526.00	9,276.77	1,437.99	43,811.24
Funds 28211 - Covid-19 Test., Func 2100 - SuppSvcsStudnts						
28211- 2100- 56118- 0000- 512001- 0000- 00000	GenSuppliesMats	19,584.00	19,584.00			19,584.00
Total for Funds 28211, Func 2100 and Expense accounts		19,584.00	19,584.00	.00	.00	19,584.00
Funds 29102 - PrivDirGrntsCat, Func 1000 - Instruction						
29102- 1000- 56118- 1010- 512001- 0000- 00000	GenSuppliesMats	168.00	168.00			168.00

Selection Grouped by Account Type, Filtered by User Permissions, (Org = 120, Online/Offline = N, Period = 3, UnPosted JEs? = N, Assets and Liabilities? = N, Restricted Accts? = Y, Funds = 1.8, Objct = 5, Obj Digits = 0, Page Break Lvl =)

Balances through 09/30/2023					Fiscal Year 2023/24	
Funds - Func - Obj ct - Pr gm - Locat n - Jb Cl - Opt nl	Description	Adopted Budget	Revised Budget	Encumbered	Expenditure	Account Balance
Total for Funds 29102, Func 1000 and Expense accounts		168.00	168.00	.00	.00	168.00
Funds 31400 - SpcCapOutlaySt, Func 4000 - Capital Outlay						
31400- 4000- 53414- 0000- 512001- 0000- 00000	OthProfTech Svcs	95,000.00	95,000.00	183,038.86		88,038.86-
31400- 4000- 56119- 0000- 512001- 0000- 00000	SupplAssets<\$5k	182,417.00	182,417.00	8,720.09		173,696.91
Total for Funds 31400, Func 4000 and Expense accounts		277,417.00	277,417.00	191,758.95	.00	85,658.05
Funds 31600 - CapImprvmtsHB33, Func 2300 - SupptSvcs-Admin						
31600- 2300- 53712- 0000- 512001- 0000- 00000	CityTaxCollCost	4,600.00	4,600.00		40.64	4,559.36
Total for Func 2300 and Expense accounts		4,600.00	4,600.00	.00	40.64	4,559.36
Funds 31600 - CapImprvmtsHB33, Func 4000 - Capital Outlay						
31600- 4000- 54312- 0000- 512001- 0000- 00000	MntRepBlgsGrnds	284,360.00	284,360.00			284,360.00
31600- 4000- 54640- 0000- 512001- 0000- 00000	RentalLease2Pur	17,209.00	17,209.00			17,209.00
Total for Func 4000 and Expense accounts		301,569.00	301,569.00	.00	.00	301,569.00
Total for Funds 31600		306,169.00	306,169.00	.00	40.64	306,128.36
Funds 31700 - CapImprvmtsSB-9, Func 1000 - Instruction						
31700- 1000- 53400- 0000- 512001- 0000- 00000	OtherProfSvcs			2,401.79		2,401.79-
Total for Func 1000 and Expense accounts		.00	.00	2,401.79	.00	2,401.79-
Funds 31700 - CapImprvmtsSB-9, Func 4000 - Capital Outlay						
31700- 4000- 54315- 0000- 512001- 0000- 00000	MntRepBlgsGrdEq	6,059.00	6,059.00			6,059.00
Total for Func 4000 and Expense accounts		6,059.00	6,059.00	.00	.00	6,059.00
Total for Funds 31700		6,059.00	6,059.00	2,401.79	.00	3,657.21
Funds 31701 - CapImprvsSB9Loc, Func 2300 - SupptSvcs-Admin						
31701- 2300- 53712- 0000- 512001- 0000- 00000	CityTaxCollCost	9,422.00	9,422.00		20.51	9,401.49
Total for Func 2300 and Expense accounts		9,422.00	9,422.00	.00	20.51	9,401.49
Funds 31701 - CapImprvsSB9Loc, Func 4000 - Capital Outlay						
31701- 4000- 54315- 0000- 512001- 0000- 00000	MntRepBlgsGrdEq	538,686.00	538,686.00			538,686.00
31701- 4000- 54640- 0000- 512001- 0000- 00000	RentalLease2Pur	80,000.00	80,000.00			80,000.00
Total for Func 4000 and Expense accounts		618,686.00	618,686.00	.00	.00	618,686.00
Total for Funds 31701		628,108.00	628,108.00	.00	20.51	628,087.49
Total for Org 120 - Cesar Chavez Community		5,529,206.00	5,529,206.00	2,793,954.29	693,717.80	2,041,533.91

Statement Date 09/30/2023

Cash Object 11011

Status Submitted

Journal Entry #

Bank Statement Ending Balance	2,197,486.40 ✓	Service Charge	0.00
Less: Uncleared Payments	108,931.62 ✓	Interest Earned	0.00
Add: Uncleared Deposits	0.00		
Add: Uncleared Other	0.00	Cleared Payments	269,690.78 ✓
Adjusted Bank Balance	2,088,554.78	Cleared Deposits	197,572.08 ✓
System Cash Balance	2,088,554.78	Cleared Other	86.56 ✓
Add: Unposted Charges and Interest	0.00		
Revised System Cash Balance	2,088,554.78 ✓	Submitted By	JYAMAT, 10/25/2023
Difference	0.00	Posted By	

Uncleared Payments

Issued	Check #	Check Amount	Pay To Name	Vendor ID	Emp ID	Bank Acct
06/29/22	13311	188.25	NM PED - Finance & Operations	001520		120MAIN
10/14/22	13460	10.00	Brown, Robin	010120		120MAIN
12/02/22	13545	650.55	Century Link	001355		120MAIN
05/19/23	13861	15.00	Montoya, Monique	001596		120MAIN
09/27/23	14054	862.50	ACES	001522		120MAIN
09/27/23	14055	503.27	Amazon Capital Services, Inc	001361		120MAIN
09/27/23	14056	22.33	Bowers, Amy	010106		120MAIN
09/27/23	14057	84,837.30	CamNet, Inc	010184		120MAIN
09/27/23	14058	19,077.33	CCCS Education Foundation	001285		120MAIN
09/27/23	14060	1,225.28	Panoptic Clean LLC	010195		120MAIN
09/29/23	14061	667.98	Tani Arness		000045	120MAIN
09/29/23	14062	144.58	Norma C. Lira-Perez		000180	120MAIN
09/29/23	14063	187.84	Evelyn Olmos		000196	120MAIN
09/29/23	14064	539.41	EFTPS	900004		120MAIN
		<u>108,931.62</u> ✓				

Cleared Payments

Issued	Check #	Check Amount	Cleared Amount	Difference	Cleared	Pay To Name	Vendor ID	Emp ID	Bank Acct
08/16/23	14000	2,324.70	2,324.70		09/30/23	Zoom Video Communicatons, Inc	010145		120MAIN
08/25/23	14005	2,500.40	2,500.40		09/30/23	Ashley Kruger		000195	120MAIN
08/25/23	14010	1,592.22	1,592.22		09/30/23	AJF Enterprise Inc	010154		120MAIN
08/25/23	14012	599.00	599.00		09/30/23	IXL Learning	IXL		120MAIN
08/25/23	14013	863.50	863.50		09/30/23	Johnson Controls Inc	010111		120MAIN
08/25/23	14014	32.42	32.42		09/30/23	New Mexico Gas Company	001288		120MAIN
09/01/23	14018	11,076.41	11,076.41		09/30/23	ACES	001522		120MAIN
09/01/23	14019	1,372.39	1,372.39		09/30/23	Amazon Capital Services, Inc	001361		120MAIN

Selection Grouped by Org, Cash Object, Statement Date - Sorted by Item date, Item #, (Org = 120, Cash Object IN ('11011'), Bank Statement Date = 9/30/2023, Uncleared Only? = No)



Statement Date 09/30/2023

Cash Object 11011

Status Submitted

Journal Entry #

Cleared Payments (continued)

Issued	Check #	Check Amount	Cleared Amount	Difference	Cleared	Pay To Name	Vendor ID	Emp ID	Bank Acct
09/01/23	14020	19,077.33	19,077.33		09/30/23	CCCS Education Foundation	001285		120MAIN
09/01/23	14021	11,659.02	11,659.02		09/30/23	CliftonLarsonAllen LLP	901009		120MAIN
09/01/23	14022	1,225.28	1,225.28		09/30/23	Panoptic Clean LLC	010195		120MAIN
09/01/23	14023	20,005.34	20,005.34		09/30/23	schoolAbility, LLC	010171		120MAIN
09/07/23	14086	18,829.56	18,829.56		09/30/23	NMPSIA	900001		120MAIN
09/08/23	14025	14,147.66	14,147.66		09/30/23	ACES	001522		120MAIN
09/08/23	14026	14,666.40	14,666.40		09/30/23	CamNet, Inc	010184		120MAIN
09/08/23	14027	5,811.75	5,811.75		09/30/23	Charter School Nursing	000847		120MAIN
09/08/23	14028	165.15	165.15		09/30/23	Crystal Springs Bottled Water	000334		120MAIN
09/08/23	14029	2,887.59	2,887.59		09/30/23	Dry Fly Enterprises, Inc	010170		120MAIN
09/08/23	14030	1,314.71	1,314.71		09/30/23	EM3 Networks, LLC	010028		120MAIN
09/08/23	14031	207.09	207.09		09/30/23	Pitney Bowes	000762		120MAIN
09/08/23	14032	1,200.00	1,200.00		09/30/23	Rosetta Stone LLC	010175		120MAIN
09/08/23	14033	50.00	50.00		09/30/23	TSA Consulting Group, Inc.	001363		120MAIN
09/08/23	14045	2,485.11	2,485.11		09/30/23	NM RHC	900006		120MAIN
09/09/23	14024	14,340.79	14,340.79		09/30/23	EFTPS	900004		120MAIN
09/09/23	Batch 09/09/2023	44,199.61	44,199.61		09/30/23				120MAIN
09/13/23	14034	370.91	370.91		09/30/23	ABCWUA	001289		120MAIN
09/13/23	14035	329.20	329.20		09/30/23	Everett, Nathan	001561		120MAIN
09/13/23	14036	975.00	975.00		09/30/23	LSG and Associates Inc	010013		120MAIN
09/13/23	14037	627.45	627.45		09/30/23	Richard M. Romero Consulting	001407		120MAIN
09/13/23	14038	320.38	320.38		09/30/23	Sam's Club & Wal-mart	000935		120MAIN
09/13/23	14039	1,225.28	1,225.28		09/30/23	Panoptic Clean LLC	010195		120MAIN
09/13/23	14040	300.37	300.37		09/30/23	Sam's Club & Wal-mart	000935		120MAIN
09/13/23	14041	271.10	271.10		09/30/23	Sam's Club & Wal-mart	000935		120MAIN
09/13/23	14042	154.27	154.27		09/30/23	Sam's Club & Wal-mart	000935		120MAIN
09/13/23	14043	1,427.67	1,427.67		09/30/23	Wells Fargo Financial Leasing	000647		120MAIN
09/13/23	14044	591.93	591.93		09/30/23	Dry Fly Enterprises, Inc	010170		120MAIN
09/13/23	14046	104.58	104.58		09/30/23	Wilkinson, Adam	001287		120MAIN
09/20/23	14047	199.34	199.34		09/30/23	AAA Organic Pest Control, Inc.	010199		120MAIN
09/20/23	14048	976.96	976.96		09/30/23	Amazon Capital Services, Inc	001361		120MAIN
09/20/23	14050	1,773.27	1,773.27		09/30/23	Johnson Controls Inc	010111		120MAIN
09/21/23	14052	3,451.10	3,451.10		09/30/23	NM Taxation/Revenue Department	900003		120MAIN
09/23/23	14053	16,369.75	16,369.75		09/30/23	EFTPS	900004		120MAIN
09/23/23	Batch 09/23/2023	47,493.50	47,493.50		09/30/23				120MAIN

Selection Grouped by Org, Cash Object, Statement Date - Sorted by Item date, Item #, (Org = 120, Cash Object IN ('11011'), Bank Statement Date = 9/30/2023, Uncleared Only? = No)



Statement Date 09/30/2023 **Cash Object 11011**

Status Submitted Journal Entry #

Cleared Payments (continued)									
Issued	Check #	Check Amount	Cleared Amount	Difference	Cleared	Pay To Name	Vendor ID	Emp ID	Bank Acct
09/27/23	14059	95.29	95.29		09/30/23	Crystal Springs Bottled Water	000334		120MAIN
		269,690.78	269,690.78	✓					

Cleared Deposits									
Deposited	Deposit #	Deposit Amount	Cleared Amount	Difference	Cleared	Bank Acct			
09/11/23	Batch 09/11/2023	193,451.59	193,451.59		09/30/23	120MAIN			
09/20/23	Batch 09/20/2023	582.34	582.34		09/30/23	120MAIN			
09/27/23	Batch 09/27/2023	3,538.15	3,538.15		09/30/23	120MAIN			
		197,572.08	197,572.08	✓					

Cleared Other									
Effective	JE #	Amount	Cleared Amount	Difference	Cleared	JE Comment	Bank Acct		
09/30/23	CA24-00001	86.56	86.56	✓	09/30/23				

REVIEWED
By Katie Shelton at 7:36 am, Oct 25, 2023

Analyzed Business Checking - PF



Account number: [REDACTED] 4978 ■ September 1, 2023 - September 30, 2023 ✓ ■ Page 1 of 3

CEASAR CHAVEZ COMMUNITY SCHOOL
 OPERATING ACCOUNT
 1325 PALOMAS DR SE
 ALBUQUERQUE NM 87108-4718

Questions?

Call your Customer Service Officer or Client Services
 1-800-AT WELLS (1-800-289-3557)
 5:00 AM TO 6:00 PM Pacific Time Monday - Friday

Online: wellsfargo.com

Write: Wells Fargo Bank, N.A. (585)
 P.O. Box 6995
 Portland, OR 97228-6995

Account summary

Analyzed Business Checking - PF

Account number	Beginning balance	Total credits	Total debits	Ending balance
[REDACTED] 4978	\$2,269,605.10	\$197,658.64 ✓	-\$269,777.34 ✓	\$2,197,486.40 ✓

Credits

Deposits

Effective date	Posted date	Amount	Transaction detail
09/25	09/26	86.56	Reversal of Check Posted 9-25-23 Refer to Maker Our Ref: 9-25-23 00000000
		\$86.56	Total deposits

Electronic deposits/bank credits

Effective date	Posted date	Amount	Transaction detail
	09/11	✓ 193,451.59	State of NEW Mex Vndr Pymt Nmap0001777140 11000 Seg September 2023 11000 Seg September 2023
	09/20	✓ 7.82	Sandoval County ACH Paymen 1128470 August 2023 Distribution Sb-9
	09/20	✓ 15.99	Sandoval County ACH Paymen 1127766 August 2023 Distribution Hb-3
	09/20	✓ 558.53	Bernalillo Count Distr_Pymt Cesar Chavez Community
	09/27	✓ 3,538.15	State of NEW Mex Vndr Pymt Nmap0001789963 27109 Fy24 I/M Final 27109 Fy24 I/M Final
		\$197,572.08	Total electronic deposits/bank credits
		\$197,658.64	Total credits

Debits

Electronic debits/bank debits

Effective date	Posted date	Amount	Transaction detail
	09/01	32.42	NM Gas Company Nmgas Web 155825500568066 Cesar Chavez Communi
	09/05	19,077.33	WT Fed#01559 Bokf NA /Ftr/Bnf=Cesar Chavez Comm. Sch. Ed. Found. Srf# Gw00000060839597 Trn#230905126897 Rfb# Leasepmt 09 2023
	09/06	8,053.31	ACH Prep Origintn - Cesar Chavez Com - File 1200948759 Coid 1200948759



Electronic debits/bank debits (continued)

<i>Effective date</i>	<i>Posted date</i>	<i>Amount</i>	<i>Transaction detail</i>
	09/06	36,146.30	ACH Prep Origintn - Cesar Chavez Com - File 1200948759 Coid 1200948759
	09/07	18,829.56	WT Seq457922 State of NEW Mexico, Pu /Bnf=State of NEW Mexico, Public Schools Insuran Srf# Gw00000060891031 Trn#230906457922 Rfb# 562
	09/08	2,485.11	WT Seq453571 State of NEW Mexico, NE /Bnf=State of NEW Mexico, NEW Mexico Retiree Hea Srf# Gw00000060942091 Trn#230908453571 Rfb# 563
	09/08	14,340.79	< Business to Business ACH Debit - IRS Usatxpymt 090823 270365165766290 Cesar Chavez Community
	09/12	207.09	< Business to Business ACH Debit - Pitney Bowes Direct Deb 230911 Pbleasing Kate Shelton
	09/13	1,314.71	Em3Networksllc Webpayment 230912 School
	09/14	370.91	< Business to Business ACH Debit - Abcwua Water Aut Web Pay 230913 1578579560 Cesar Chavez Community
	09/14	1,427.67	< Business to Business ACH Debit - Wells Fargo Bank Loan Lease 230913 000000014020011 Cesar Chavez Community
	09/15	1,046.12	< Business to Business ACH Debit - Sams Syf Paymnt 091323 2520635913 6046002049473324
	09/22	7,967.74	ACH Prep Origintn - Cesar Chavez Com - File 1200948759 Coid 1200948759
	09/22	39,525.76	ACH Prep Origintn - Cesar Chavez Com - File 1200948759 Coid 1200948759
	09/25	95.29	Aqua1 Inc Tsep 5052999581 230921 4187657763 .. Cesar Chavez Comm S
	09/25	16,369.75	< Business to Business ACH Debit - IRS Usatxpymt 092523 270366883193401 Cesar Chavez Community
	09/27	3,451.10	< Business to Business ACH Debit - Tax_Rev_Wwt_Ecks Trd Pmnt 230925 xxxxx7728 Cesar Chavez Community
		\$170,740.96	Total electronic debits/bank debits

< *Business to Business ACH: If this is a business account, this transaction has a return time frame of one business day from post date. This time frame does not apply to consumer accounts.*

Checks paid

<i>Number</i>	<i>Amount</i>	<i>Date</i>	<i>Number</i>	<i>Amount</i>	<i>Date</i>	<i>Number</i>	<i>Amount</i>	<i>Date</i>
14000	2,324.70	09/05	14025*	14,147.66	09/12	14037	627.45	09/27
14005*	2,500.40	09/01	14026	14,666.40	09/12	14039*	1,225.28	09/15
14010*	1,592.22	09/05	14027	5,811.75	09/29	14044*	591.93	09/18
14012*	599.00	09/06	14028	165.15	09/12	14046*	104.58	09/15
14013	863.50	09/06	14029	2,887.59	09/11	14047	199.34	09/26
14018*	11,076.41	09/12	14032*	1,200.00	09/14	14048	976.96	09/26
14021*	11,659.02	09/12	14033	50.00	09/12	14049	86.56	09/25
14022	1,225.28	09/11	14035*	329.20	09/28	14050	1,773.27	09/28
14023	20,005.34	09/11	14036	975.00	09/20	99621699*	1,372.39	09/05
		\$99,036.38	Total checks paid					

* *Gap in check sequence.*

\$269,777.34 Total debits

Daily ledger balance summary

<i>Date</i>	<i>Balance</i>	<i>Date</i>	<i>Balance</i>	<i>Date</i>	<i>Balance</i>
08/31	2,269,605.10	09/12	2,278,749.72	09/22	2,223,582.36
09/01	2,267,072.28	09/13	2,277,435.01	09/25	2,207,030.76
09/05	2,242,705.64	09/14	2,274,436.43	09/26	2,205,941.02
09/06	2,197,043.53	09/15	2,272,060.45	09/27	2,205,400.62
09/07	2,178,213.97	09/18	2,271,468.52	09/28	2,203,298.15
09/08	2,161,388.07	09/20	2,271,075.86	09/29	2,197,486.40
09/11	2,330,721.45				
Average daily ledger balance		\$2,237,350.20			

Limits to your Card

Effective on or after August 28, 2023 in Selected Terms and Conditions for

- Wells Fargo Consumer debit and ATM cards
- Wells Fargo Campus debit and ATM cards
- Wells Fargo Business debit, ATM, and deposit cards
- Wells Fargo Advisors debit cards

In the section titled "Using your card," under subsection titled "Daily limits and funds available for using your Card" bullet titled "The limits for your Card" is deleted and replaced with:

The limits for your Card: We provide you your daily ATM withdrawal and purchase limits when you receive your Card. You can confirm your Card's daily limits by signing on to Wells Fargo Online or the Wells Fargo Mobile® app, or calling us at the number listed in the "Contact Us" section. Note: For security reasons there may be additional limits on the amount, number, or type of transactions you can make using your Card, including the geographic location of the ATM or merchant.

Please see the Wells Fargo debit and ATM card terms and conditions applicable to your card, which can be found at www.wellsfargo.com/debit-card/terms-and-conditions.