

**Cesar Chavez Community School
Financial Update
September 26, 2023**

A. BARs

<u>BAR #</u>	<u>Fund Description</u>	<u>Reason/Type</u>	<u>Amount</u>
<u>1</u> 512-000-2324-0007-T	11000-Operational	Transfer for function maintenance	\$ -

B. Payroll & Accounts Payable Payment Vouchers

1 August 2023

C. Financial Statement Reports - as of June 30, 2023

1 Financial Analysis

2 Bank Reconciliations

D. Other

Must submit backup for all BARs, except transfers of funds for SEG or direct grants

STATE OF NEW MEXICO
PUBLIC EDUCATION DEPARTMENT
300 Don Gaspar Santa Fe, NM 87501-2786
Budget Adjustment Request

Doc. ID: 512-000-2324-0007-T

Fund Type: General Fund / Capital Outlay / Debt Service

Adjustment Type: Transfer

Fiscal Year: 2023-2024

Entity Name: Cesar Chavez Community School

Adjustment Changes Intent/Scope of Program Yes or No?: No

Contact: Katie Shelton

Total Approved Budget (Flowthrough):

Phone: 505-524-3440

Email: katie@k12accounting.com

FLOWTHROUGH ONLY
Budget Period: 2023-07-01 To: 2024-06-30
A. Approved Carryover:
B. Total Current Year Allocation:
D. Total Funding Available:

Fund	Function	Object	Program	Location	Job Class	Present Budget	Adj Amt Exp	Adj Budget	ADD'L FTE
11000 Operational	1000 Instruction	56119 Supply Assets (\$5,000 or less).	1010 Regular Education (PreK-12) Programs	512001 Cesar Chavez Community School-Admin Office	0000 No Job Class	\$400,500	(\$40,000)	\$360,500	
11000 Operational	1000 Instruction	57331 Fixed Assets (more than \$5,000)	1010 Regular Education (PreK-12) Programs	512001 Cesar Chavez Community School-Admin Office	0000 No Job Class	\$340,363	(\$40,000)	\$300,363	
11000 Operational	2100 Support Services-Students	53414 Other Services	0000 No Program	512001 Cesar Chavez Community School-Admin Office	0000 No Job Class		\$30,000	\$30,000	
11000 Operational	2200 Support Services-Instruction	55915 Other Contract Services	0000 No Program	512001 Cesar Chavez Community School-Admin Office	0000 No Job Class	\$10,000	\$100	\$10,100	
11000 Operational	2500 Central Services	53414 Other Services	0000 No Program	512001 Cesar Chavez Community School-Admin Office	0000 No Job Class		\$22,900	\$22,900	
11000 Operational	2600 Operation & Maintenance of Plant	54610 Rental - Land and Buildings	0000 No Program	512001 Cesar Chavez Community School-Admin Office	0000 No Job Class		\$25,000	\$25,000	
11000 Operational	3100 Food Services Operations	56116 Food	0000 No Program	512001 Cesar Chavez Community School-Admin Office	0000 No Job Class		\$1,000	\$1,000	
11000 Operational	3100 Food Services Operations	56118 General Supplies and Materials	0000 No Program	512001 Cesar Chavez Community School-Admin Office	0000 No Job Class	\$250	\$1,000	\$1,250	
Sub Total							\$0		
Indirect Cost									
DOC. TOTAL							\$0		

Justification:

Transfer for function maintenance.

Compliance with Sections 10-15-1 and 22-8-12, NMSA, 1978 Compilation:

A. The requested budget/changes were authorized at a scheduled Board of Education or Governance Council meeting open to the public on:

B. Justification for the transfer: Explanation such as "underbudgeted", "insufficient budget", or "needed to close out Project" ARE NOT ACCEPTABLE. Attach additional sheets if necessary.

ALL TRANSFER BARS MUST NET OUT TO ZERO ON THE DOC. TOTAL LINE.

Approvals by Digital Signature

Name

Role

Date

Katie Shelton

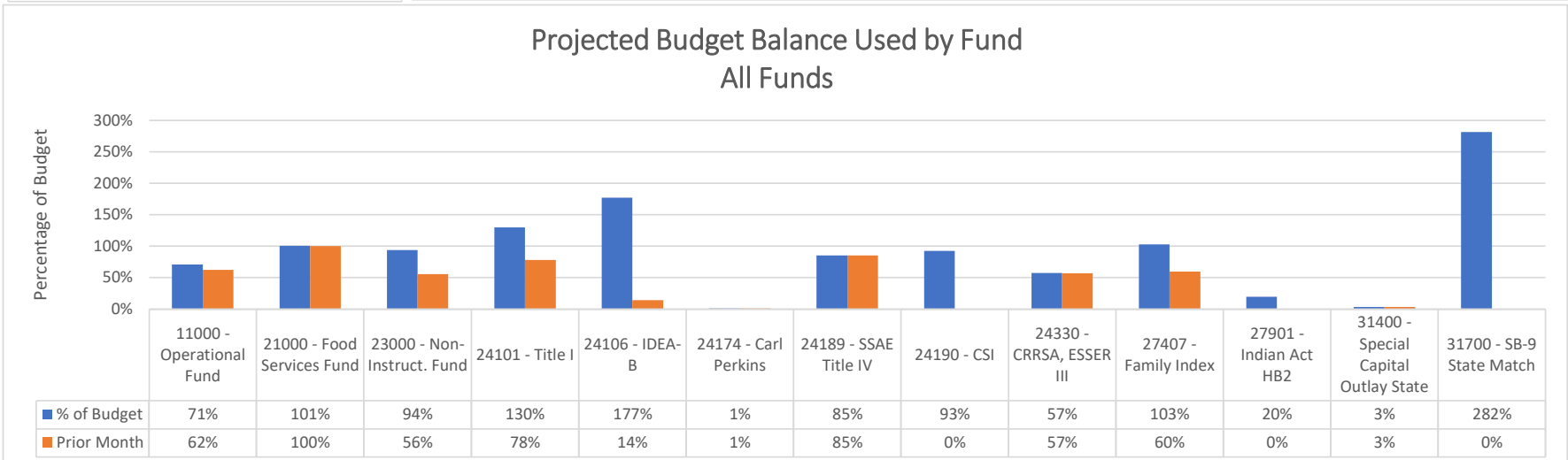
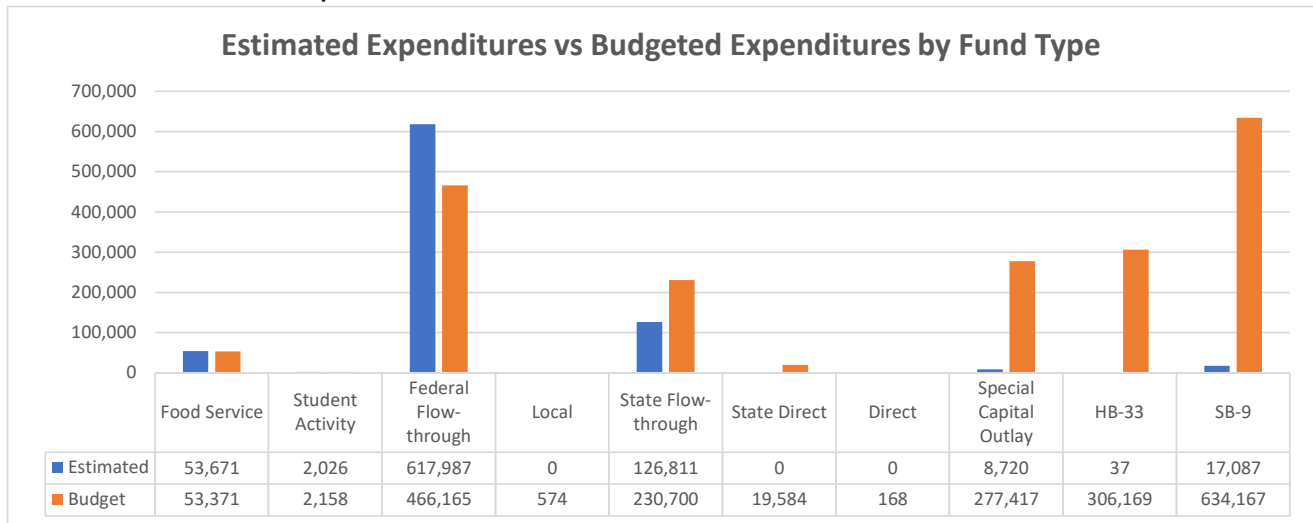
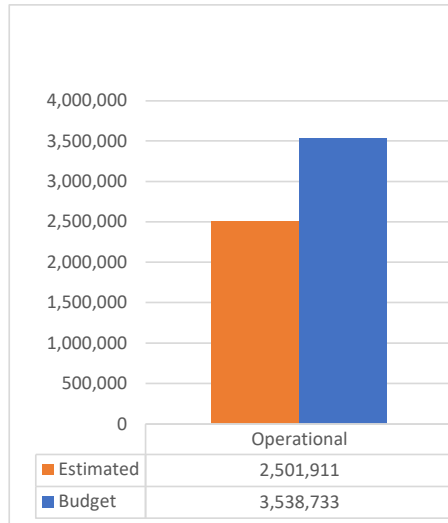
Business Manager

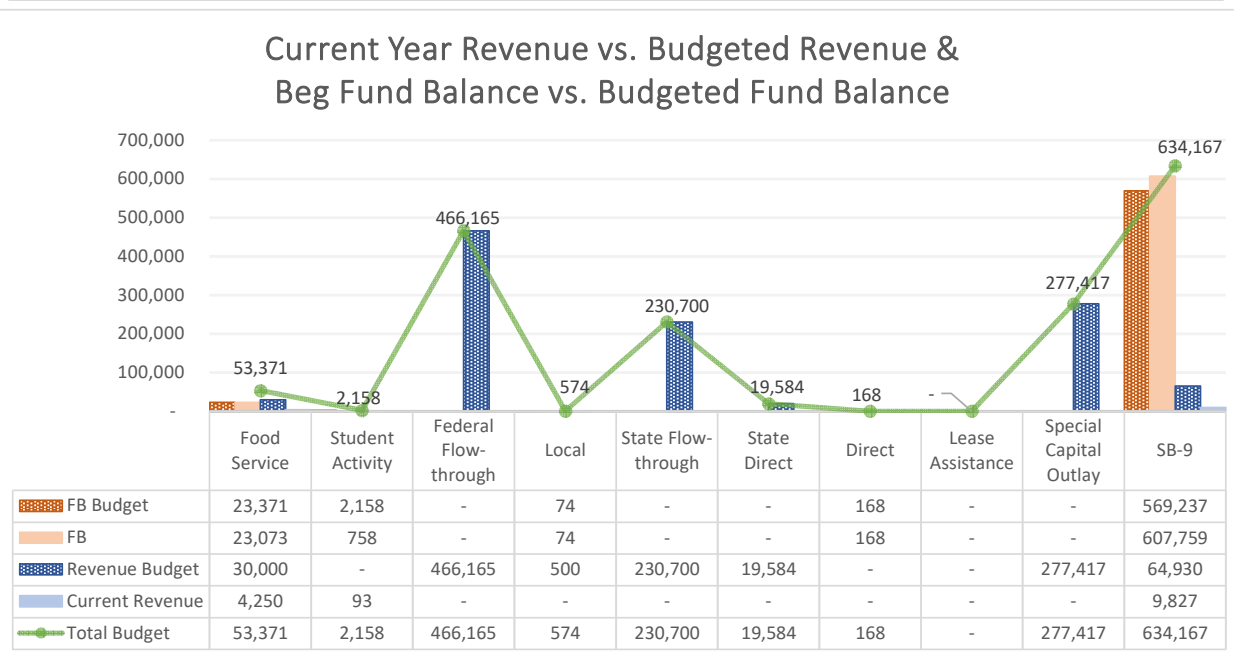
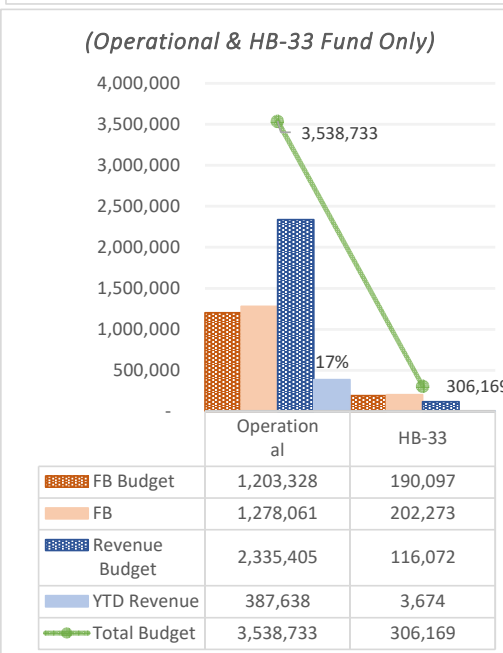
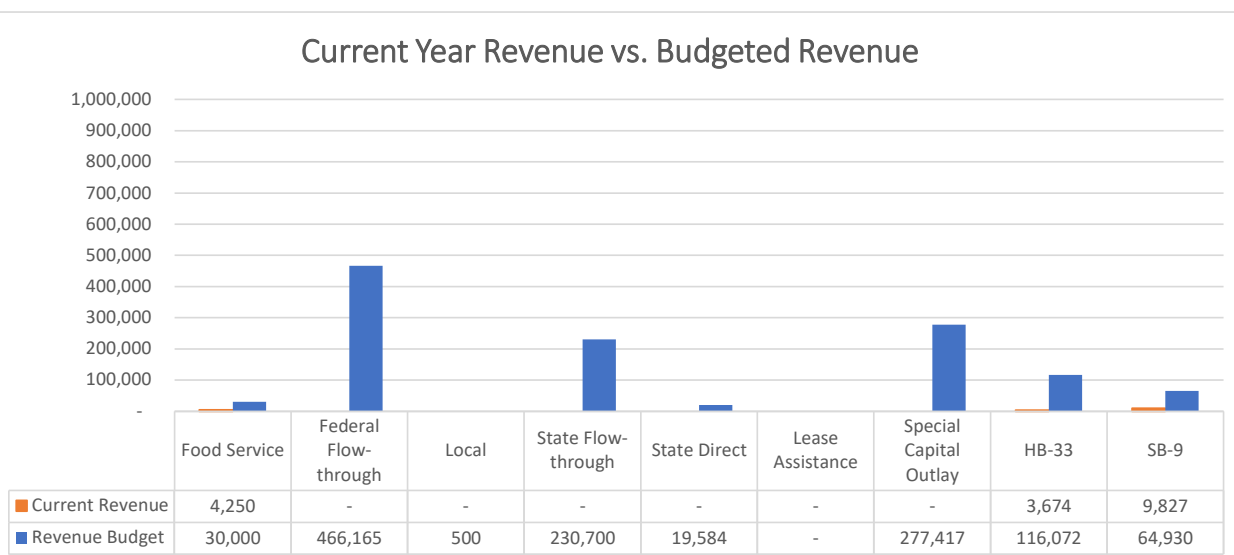
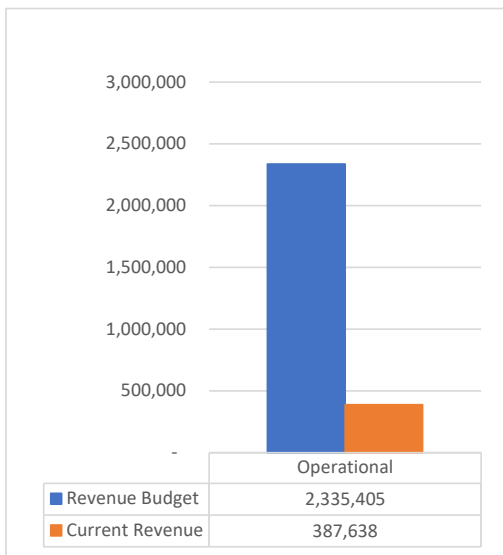
9/24/2023 5:25:59 PM

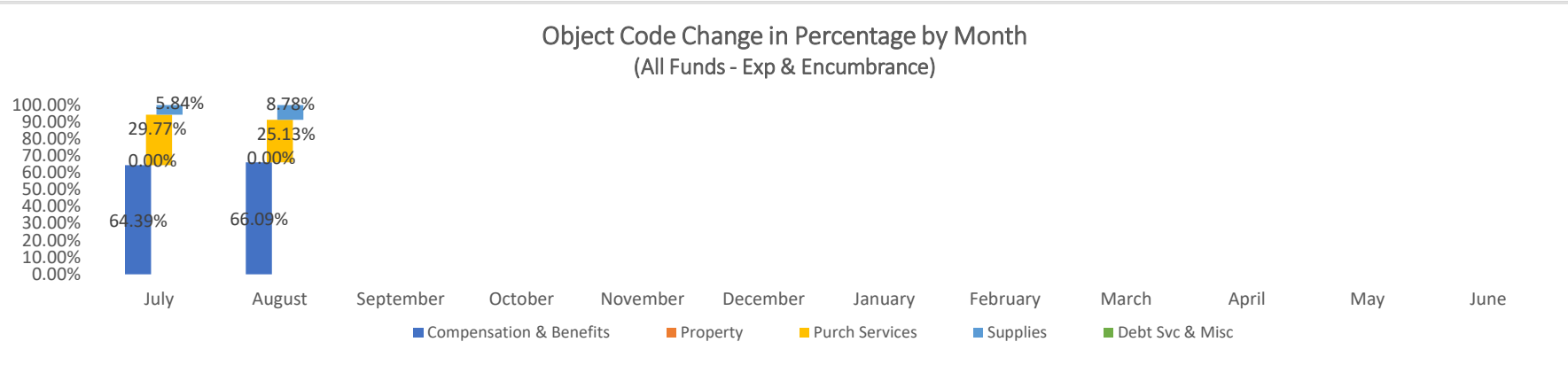
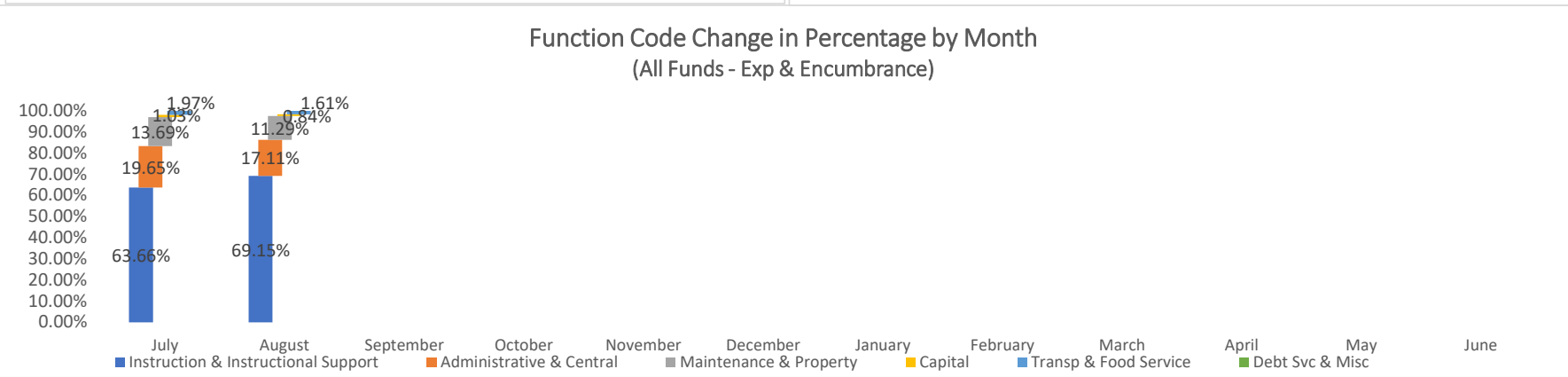
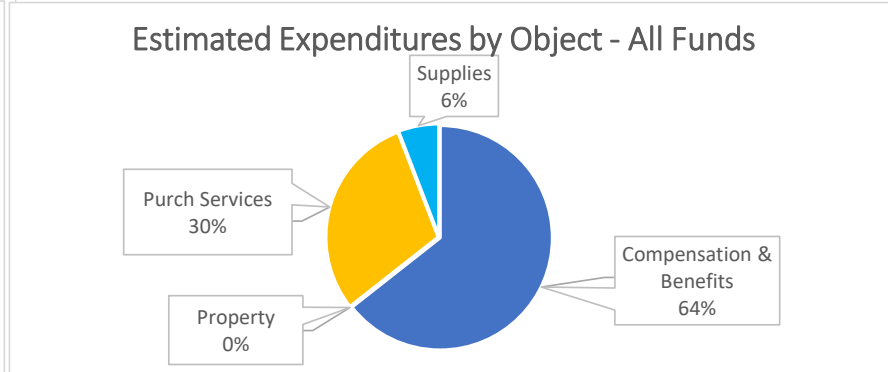
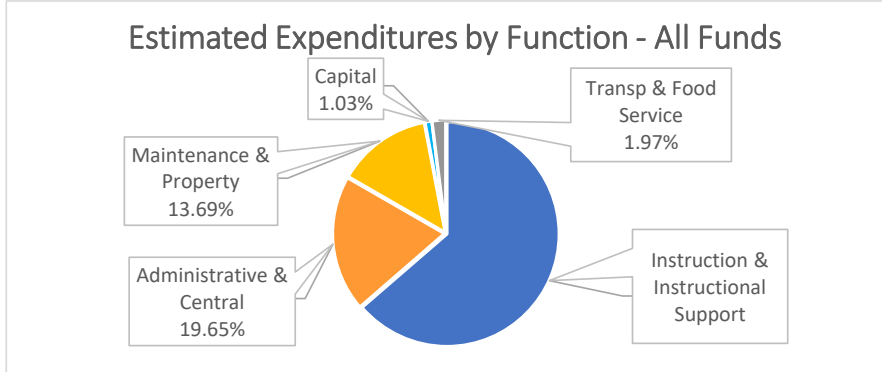
Cesar Chavez Community School

Expenditure Analytical Review

July 31, 2023







Checks Dated 08/01/2023 through 08/31/2023

Check Number	Check Date	Pay to the Order of	Check Amount
13973	08/03/2023	ABCWUA	11.13
13974	08/03/2023	ADT Commercial LLC	355.99
13975	08/03/2023	Arness, Tani	14,740.16
13976	08/03/2023	EM3 Networks, LLC	1,310.44
13977	08/03/2023	Katelyn Siordia	200.00
13978	08/03/2023	LaBarge Landscape	947.10
13979	08/03/2023	PATHS Program LLC	3,050.00
13980	08/03/2023	Sam's Club & Wal-mart	206.76
13981	08/03/2023	Wells Fargo Financial Leasing	3,340.23
13983	08/10/2023	ABCWUA	346.04
13984	08/10/2023	Century Link	102.42
13985	08/10/2023	Century Link	116.04
13986	08/10/2023	Century Link	634.44
13987	08/10/2023	Dions	311.15
13988	08/10/2023	NM RHC	518.96
13989	08/10/2023	Renaissance Learning, Inc.	2,150.35
13990	08/10/2023	SG Consulting Services, LLC	627.45
13991	08/10/2023	TSA Consulting Group, Inc.	50.00
13992	08/14/2023	NM Educational RetirementBoard	4,990.66
13993	08/16/2023	AJF Enterprise Inc	2,551.64
13994	08/16/2023	Charter School Nursing	807.19
13995	08/16/2023	DMH Law LLC	2,690.63
13996	08/16/2023	Dry Fly Enterprises, Inc	9,997.14
13997	08/16/2023	Katelyn Siordia	252.00
13998	08/16/2023	Panoptic Clean LLC	1,225.05
13999	08/16/2023	Pitney Bowes	500.00
14000	08/16/2023	Zoom Video Communications, Inc	2,324.70
14001	08/18/2023	EPARS TSA Consulting Group Inc	400.00
14002	08/18/2023	NM Taxation/Revenue Department	2,932.25
14010	08/25/2023	AJF Enterprise Inc	1,592.22
14011	08/25/2023	Century Link	634.44
14012	08/25/2023	IXL Learning	599.00
14013	08/25/2023	Johnson Controls Inc	863.50
14014	08/25/2023	New Mexico Gas Company	32.42
14015	08/25/2023	PNM	3,226.21
14016	08/25/2023	Sam's Club & Wal-mart	272.71
14017	08/29/2023	NM Educational RetirementBoard	23,898.53
14051	08/03/2023	NMPSIA	18,371.84
Total Number of Checks			38
			107,180.79

Fund Recap

Fund	Description	Check Count	Expensed Amount
11000	Operational Fund	35	93,513.80
23000	Non-Instruct. Fund	3	790.62
24101	Title I - IASA	5	998.55
24106	IDEA-B Entitlement	3	1,160.33
24174	Carl Perkins Second. - Current	2	69.63
24189	SSAE Title IV	3	166.95
24308	CRRSA, ESSER II	3	4,742.75

The preceding Checks have been issued in accordance with the District's Policy and authorization of the Board of Trustees. It is recommended that the preceding Checks be approved.



Page 1 of 2

Checks Dated 08/01/2023 through 08/31/2023

Check Number	Check Date	Pay to the Order of	Check Amount
--------------	------------	---------------------	--------------

Fund Recap

<u>Fund</u>	<u>Description</u>	<u>Check Count</u>	<u>Expensed Amount</u>
24330	CRRSA, ESSER III	3	2,939.54
24346	IDEA-ARP	3	1,118.88
27407	Family Income Index	3	1,525.06
27502	Next Gen CTE	2	46.49
27901	Indian Education Act HB2	1	108.19
Total Number of Checks		38	107,180.79
Less Unpaid Tax Liability			.00
Net (Check Amount)			107,180.79

The preceding Checks have been issued in accordance with the District's Policy and authorization of the Board of Trustees. It is recommended that the preceding Checks be approved.



Bank Account 120MAIN - Wells Fargo Operating Account

Payment Id	Comment						
Check # 13973	11000	08/03/2023	Check Amt	11.13	Status Printed	ABCWUA (001289/1)	
157235285284		FY24 Water Utilities				11000- 2600- 54415- 0000- 512001- 0000- 00000	11.13
Check # 13974	11000	08/03/2023	Check Amt	355.99	Status Printed	ADT Commercial LLC (000534/2)	
151164462		FY24 Alarm				11000- 2600- 55915- 0000- 512001- 0000- 00000	355.99
Check # 13975	11000	08/03/2023	Check Amt	14,740.16	Status Printed	Arness, Tani (000696/1)	
116459		Adverstisment Mailing				11000- 2500- 55400- 0000- 512001- 0000- 00000	14,326.65
81603882		Advertisement Reimbursement				11000- 2300- 55400- 0000- 512001- 0000- 00000	413.51
Check # 13976	11000	08/03/2023	Check Amt	1,310.44	Status Printed	EM3 Networks, LLC (010028/1)	
16577		FY24 Internet Services				11000- 2600- 54416- 0000- 512001- 0000- 00000	1,310.44
Check # 13977	11000	08/03/2023	Check Amt	200.00	Status Printed	Katelyn Siordia (010197/1)	
20230727		School Pictures				11000- 1000- 55915- 9000- 512001- 0000- 00000	200.00
Check # 13978	11000	08/03/2023	Check Amt	947.10	Status Printed	LaBarge Landscape (010003/1)	
44871		FY24 Landscaping Services				11000- 2600- 54312- 0000- 512001- 0000- 00000	139.91
44945		FY24 Landscaping Services				11000- 2600- 54312- 0000- 512001- 0000- 00000	807.19
Check # 13979	11000	08/03/2023	Check Amt	3,050.00	Status Printed	PATHS Program LLC (EMOZI/1)	
SPY3184		Instructional Software				11000- 1000- 56109- 1010- 512001- 0000- 00000	3,050.00
Check # 13980	23000	08/03/2023	Check Amt	206.76	Status Printed	Sam's Club & Wal-mart (000935/1)	
P9280006L00Z4E361		Snacks for Staff Return				23000- 1000- 56118- 1010- 512001- 0000- 00000	67.59
P9280006M00Z719SY		Snacks for Staff Return				23000- 1000- 56118- 1010- 512001- 0000- 00000	139.17
Check # 13981	11000	08/03/2023	Check Amt	3,340.23	Status Printed	Wells Fargo Financial Leasing (000647/2)	
5025699330		Copy Machine Lease				11000- 2500- 54620- 0000- 512001- 0000- 00000	1,589.34
5026100075		Copy Machine Lease				11000- 2500- 53711- 0000- 512001- 0000- 00000	161.61
						11000- 2500- 54620- 0000- 512001- 0000- 00000	1,589.28
* Break in sequence							
Check # 13983	11000	08/10/2023	Check Amt	346.04	Status Printed	ABCWUA (001289/1)	
505018760336		FY24 Water Utilities				11000- 2600- 54415- 0000- 512001- 0000- 00000	19.11
515013291019		FY24 Water Utilities				11000- 2600- 54415- 0000- 512001- 0000- 00000	326.93
Check # 13984	11000	08/10/2023	Check Amt	102.42	Status Printed	Century Link (001355/1)	
156 20230728		FY24 Phone, Fax Servcie				11000- 2600- 54416- 0000- 512001- 0000- 00000	102.42
Check # 13985	11000	08/10/2023	Check Amt	116.04	Status Printed	Century Link (001355/1)	
272 20230801		FY24 Phone, Fax Servcie				11000- 2600- 54416- 0000- 512001- 0000- 00000	116.04
Check # 13986	11000	08/10/2023	Check Amt	634.44	Status Printed	Century Link (001355/1)	
648820653		FY24 Phone, Fax Servcie				11000- 2600- 54416- 0000- 512001- 0000- 00000	634.44

Selection Sorted by Check Number, Inv #, Include Address=No, (Org = 120, Source = N, Pay To = N, Payment Method = N, Starting Check Date = 8/1/2023, Ending Check Date = 8/31/2023, Summary? = N, Sort/Group 1 = , Sort/Group 2 =)



Bank Account 120MAIN - Wells Fargo Operating Account

Payment Id	Comment						
Check # 13987	23000	08/10/2023	Check Amt	311.15	Status Printed	Dions (001411/1)	
9		Staff Lunch for Student Registration				23000- 1000- 56118- 1010- 512001- 0000- 00000	311.15
Check # 13988	11000	08/10/2023	Check Amt	518.96	Status Printed	NM RHC (900006/1)	
20230725-REG		NM RHC (900006/1) 07/25/2023 (REG)				11000- - 23123- - - -	515.84
						24101- - 23123- - - -	3.12
Check # 13989	11000	08/10/2023	Check Amt	2,150.35	Status Printed	Renaissance Learning, Inc. (000826/2)	
INV5297816		Subscription Renewal				11000- 1000- 53414- 1010- 512001- 0000- 00000	2,150.35
Check # 13990	11000	08/10/2023	Check Amt	627.45	Status Printed	SG Consulting Services, LLC (001409/1)	
1004		FY24 Lobbyist Services				11000- 2300- 55915- 0000- 512001- 0000- 00000	627.45
Check # 13991	11000	08/10/2023	Check Amt	50.00	Status Printed	TSA Consulting Group, Inc. (001363/1)	
97510		FY24 Section 403B Admin. Charges				11000- 2500- 55915- 0000- 512001- 0000- 00000	50.00
Check # 13992	11000	08/14/2023	Check Amt	4,990.66	Status Printed	NM Educational RetirementBoard (900005/1)	
20230725-REG		NM Educational RetirementBoard (900005/1) 07/25/2023 (REG)				11000- - 23124- - - -	4,960.60
						24101- - 23124- - - -	30.06
Check # 13993	11000	08/16/2023	Check Amt	2,551.64	Status Printed	AJF Enterprise Inc (010154/1)	
11111		FY24 Security Services				11000- 2600- 55915- 0000- 512001- 0000- 00000	1,122.72
11146		FY24 Security Services				11000- 2600- 55915- 0000- 512001- 0000- 00000	1,428.92
Check # 13994	11000	08/16/2023	Check Amt	807.19	Status Printed	Charter School Nursing (000847/1)	
12312018-682		FY24 Nurse Services				11000- 2100- 53414- 0000- 512001- 0000- 00000	807.19
Check # 13995	11000	08/16/2023	Check Amt	2,690.63	Status Printed	DMH Law LLC (010169/1)	
247		FY24 Attorney Fees				11000- 2300- 53413- 0000- 512001- 0000- 00000	2,690.63
Check # 13996	11000	08/16/2023	Check Amt	9,997.14	Status Printed	Dry Fly Enterprises, Inc (010170/1)	
IN61939		FY24 IT Services				11000- 2500- 54320- 0000- 512001- 0000- 00000	3,556.45
IN62721		FY24 IT Services				11000- 2500- 54320- 0000- 512001- 0000- 00000	3,556.45
IN62804		FY24 IT Services				11000- 2500- 54320- 0000- 512001- 0000- 00000	2,884.24
Check # 13997	11000	08/16/2023	Check Amt	252.00	Status Printed	Katelyn Siordia (010197/1)	
20230809		Office Assistance work				11000- 1000- 55915- 9000- 512001- 0000- 00000	252.00
Check # 13998	11000	08/16/2023	Check Amt	1,225.05	Status Printed	Panoptic Clean LLC (010195/1)	
2237		FY 24 Cleaning Services Panoptic				11000- 2600- 55915- 0000- 512001- 0000- 00000	1,225.05
Check # 13999	11000	08/16/2023	Check Amt	500.00	Status Printed	Pitney Bowes (000762/2)	
44477057		FY24 Postage and Postal Rental				11000- 2500- 56118- 0000- 512001- 0000- 00000	500.00
Check # 14000	11000	08/16/2023	Check Amt	2,324.70	Status Printed	Zoom Video Communicatons, Inc (010145/2)	
INV214204846		Zoom Meetings				11000- 2400- 56113- 0000- 512001- 0000- 00000	2,324.70

Selection Sorted by Check Number, Inv #, Include Address=No, (Org = 120, Source = N, Pay To = N, Payment Method = N, Starting Check Date = 8/1/2023, Ending Check Date = 8/31/2023, Summary? = N, Sort/Group 1 = , Sort/Group 2 =)



Bank Account 120MAIN - Wells Fargo Operating Account

Payment Id	Comment								
Check # 14001	11000	08/18/2023	Check Amt	400.00	Status Printed	EPARS TSA Consulting Group Inc (901000/1)			
20230609-REG		EPARS TSA Consulting Group Inc (901000/1) 06/09/2023 (REG)			11000-	- 23147-	-	-	100.00
20230623-REG		EPARS TSA Consulting Group Inc (901000/1) 06/23/2023 (REG)			11000-	- 23147-	-	-	100.00
20230710-JUL		EPARS TSA Consulting Group Inc (901000/1) 07/10/2023 (JUL)			11000-	- 23147-	-	-	100.00
20230725-JUL		EPARS TSA Consulting Group Inc (901000/1) 07/25/2023 (JUL)			11000-	- 23147-	-	-	100.00
Check # 14002	11000	08/18/2023	Check Amt	2,932.25	Status Printed	NM Taxation/Revenue Department (900003/1)			
20230710-JUL		NM Taxation/Revenue Department (900003/1) 07/10/2023 (JUL)			11000-	- 23142-	-	-	912.60
					24101-	- 23142-	-	-	28.70
					24106-	- 23142-	-	-	41.71
					24174-	- 23142-	-	-	7.12
					24189-	- 23142-	-	-	9.48
					24308-	- 23142-	-	-	218.38
					24330-	- 23142-	-	-	113.44
					24346-	- 23142-	-	-	41.70
					27407-	- 23142-	-	-	69.25
20230725-JUL		NM Taxation/Revenue Department (900003/1) 07/25/2023 (JUL)			11000-	- 23142-	-	-	447.06
					24101-	- 23142-	-	-	28.70
					24106-	- 23142-	-	-	41.30
					24174-	- 23142-	-	-	7.10
					24189-	- 23142-	-	-	9.46
					24308-	- 23142-	-	-	216.58
					24330-	- 23142-	-	-	112.51
					24346-	- 23142-	-	-	41.31
					27407-	- 23142-	-	-	68.93
					27502-	- 23142-	-	-	4.74
20230725-REG		NM Taxation/Revenue Department (900003/1) 07/25/2023 (REG)			11000-	- 23142-	-	-	507.43

* Break in sequence

Check # 14010	11000	08/25/2023	Check Amt	1,592.22	Status Printed	AJF Enterprise Inc (010154/1)			
11166		FY24 Security Services			11000-	2600- 55915-	0000- 512001-	0000- 00000	1,592.22

Selection Sorted by Check Number, Inv #, Include Address=No, (Org = 120, Source = N, Pay To = N, Payment Method = N, Starting Check Date = 8/1/2023, Ending Check Date = 8/31/2023, Summary? = N, Sort/Group 1 = , Sort/Group 2 =)



Bank Account 120MAIN - Wells Fargo Operating Account

Payment Id	Comment						
Check # 14011	11000	08/25/2023	Check Amt	634.44	Status Printed	Century Link (001355/1)	
652928307		FY24 Phone, Fax Servcie				11000- 2600- 54416- 0000- 512001- 0000- 00000	634.44
Check # 14012	11000	08/25/2023	Check Amt	599.00	Status Printed	IXL Learning (IXL/1)	
S475221		1 Year ICL Classroom Licenses for 25 students				11000- 1000- 56105- 1010- 512001- 0000- 00000	599.00
Check # 14013	11000	08/25/2023	Check Amt	863.50	Status Printed	Johnson Controls Inc (010111/1)	
1-130405724412		FY24 HVAC Repairs				11000- 2600- 54312- 0000- 512001- 0000- 00000	863.50
Check # 14014	11000	08/25/2023	Check Amt	32.42	Status Printed	New Mexico Gas Company (001288/1)	
20230818		FY24 Utilities - Gas				11000- 2600- 54412- 0000- 512001- 0000- 00000	32.42
Check # 14015	11000	08/25/2023	Check Amt	3,226.21	Status Printed	PNM (000528/1)	
0271906-AUGUST		FY24 Utilities - Electriciy				11000- 2600- 54411- 0000- 512001- 0000- 00000	3,226.21
Check # 14016	23000	08/25/2023	Check Amt	272.71	Status Printed	Sam's Club & Wal-mart (000935/1)	
20230724		Student Snacks for Registration				23000- 1000- 56118- 1010- 512001- 0000- 00000	14.64
P9280006N00ZFM10		Snacks for Staff Return				23000- 1000- 56118- 1010- 512001- 0000- 00000	258.07
Check # 14017	11000	08/29/2023	Check Amt	23,898.53	Status Printed	NM Educational RetirementBoard (900005/1)	
20230810-REG		NM Educational RetirementBoard (900005/1) 08/10/2023 (REG)				11000- - 23124- - - -	4,960.60
						24101- - 23124- - - -	30.06
20230825-REG		NM Educational RetirementBoard (900005/1) 08/25/2023 (REG)				11000- - 23124- - - -	13,403.11
						24101- - 23124- - - -	875.27
						24106- - 23124- - - -	539.18
						24189- - 23124- - - -	74.15
						24308- - 23124- - - -	1,323.30
						24330- - 23124- - - -	1,105.70
						24346- - 23124- - - -	497.67
						27407- - 23124- - - -	981.30
						27901- - 23124- - - -	108.19
* Break in sequence							
Check # 14051	11000	08/03/2023	Check Amt	18,371.84	Status Printed	NMPSIA (900001/1)	
20230710-JUL		NMPSIA (900001/1) 07/10/2023 (JUL)				11000- - 23125- - - -	4,574.25
						24101- - 23125- - - -	1.32
						24106- - 23125- - - -	255.47
						24174- - 23125- - - -	27.08
						24189- - 23125- - - -	36.07
						24308- - 23125- - - -	1,430.78
Selection Sorted by Check Number, Inv #, Include Address=No, (Org = 120, Source = N, Pay To = N, Payment Method = N, Starting Check Date = 8/1/2023, Ending Check Date = 8/31/2023, Summary? = N, Sort/Group 1 = , Sort/Group 2 =)							

Bank Account 120MAIN - Wells Fargo Operating Account

Payment Id	Comment							
Check # 14051	11000	08/03/2023	Check Amt	18,371.84	Status Printed	NMPSIA (900001/1) - continued		
20230710-JUL		NMPSIA (900001/1) 07/10/2023 (JUL)				24330-	- 23125-	- - - 771.36
						24346-	- 23125-	- - - 255.49
						27407-	- 23125-	- - - 191.63
						27502-	- 23125-	- - - 18.07
20230725-JUL		NMPSIA (900001/1) 07/25/2023 (JUL)				11000-	- 23125-	- - - 2,434.86
						24101-	- 23125-	- - - 1.32
						24106-	- 23125-	- - - 282.67
						24174-	- 23125-	- - - 28.33
						24189-	- 23125-	- - - 37.79
						24308-	- 23125-	- - - 1,553.71
						24330-	- 23125-	- - - 836.53
						24346-	- 23125-	- - - 282.71
						27407-	- 23125-	- - - 213.95
						27502-	- 23125-	- - - 18.93
20230725-REG		NMPSIA (900001/1) 07/25/2023 (REG)				11000-	- 23125-	- - - 2,546.20
DP24-00003		NMPSIA ADJ				11000-	- 23125-	- - - 1,511.96
						11000- 1000- 52311- 1010- 512001- 1411- 00000		25.10
						11000- 1000- 52311- 1010- 512001- 1711- 00000		942.58
						11000- 1000- 52311- 2000- 512001- 1412- 00000		110.49
						11000- 1000- 52312- 1010- 512001- 1411- 00000		2.64
						11000- 1000- 52312- 1010- 512001- 1711- 00000		5.28
						11000- 1000- 52312- 2000- 512001- 1412- 00000		2.64
						11000- 1000- 52313- 1010- 512001- 1411- 00000		3.61
						11000- 1000- 52313- 1010- 512001- 1711- 00000		22.88
						11000- 1000- 52313- 2000- 512001- 1412- 00000		6.28
						11000- 1000- 52314- 1010- 512001- 1411- 00000		1.47
						11000- 1000- 52314- 1010- 512001- 1711- 00000		5.01
						11000- 1000- 52314- 2000- 512001- 1412- 00000		2.09
						11000- 1000- 52315- 1010- 512001- 1411- 00000		17.56
						11000- 1000- 52315- 1010- 512001- 1711- 00000		27.65
						11000- 1000- 52315- 2000- 512001- 1412- 00000		23.57
						11000- 2100- 52311- 0000- 512001- 1217- 00000		34.79
						11000- 2100- 52311- 0000- 512001- 1218- 00000		194.43-
						11000- 2100- 52311- 4025- 512001- 1218- 00000		59.65-
						11000- 2100- 52313- 0000- 512001- 1217- 00000		11.44
						11000- 2100- 52313- 0000- 512001- 1218- 00000		27.11

Bank Account 120MAIN - Wells Fargo Operating Account

Payment Id	Comment						
Check # 14051	11000	08/03/2023	Check Amt	18,371.84	Status Printed	NMPSIA (900001/1) - continued	
DP24-00003	NMPSIA ADJ						
					11000- 2100- 52313- 4025- 512001- 1218- 00000		7.15
					11000- 2100- 52314- 0000- 512001- 1217- 00000		.31
					11000- 2100- 52314- 0000- 512001- 1218- 00000		.74-
					11000- 2100- 52314- 4025- 512001- 1218- 00000		.62-
					11000- 2100- 52315- 0000- 512001- 1218- 00000		2.03
					11000- 2400- 52313- 0000- 512001- 1217- 00000		34.21
					11000- 2400- 52314- 0000- 512001- 1217- 00000		.70
					11000- 2400- 52315- 0000- 512001- 1217- 00000		.21
Number of Items	38			107,180.79	Totals for Org 2		

Bank Account 120MAIN - Wells Fargo Operating Account

2024 Org Recap

120 - Cesar Chavez Community

Check #	13941	through	ACH-00003471	Total Count	83	\$210,890.28
---------	-------	---------	--------------	-------------	----	--------------

11000-11011*		93,513.80-
11000-23123	515.84	
11000-23124	23,324.31	
11000-23125	11,067.27	
11000-23142	1,867.09	
11000-23147	400.00	
11000-52311	858.88	
11000-52312	10.56	
11000-52313	112.68	
11000-52314	8.22	
11000-52315	71.02	
11000-53413	2,690.63	
11000-53414	2,957.54	
11000-53711	161.61	
11000-54312	1,810.60	
11000-54320	9,997.14	
11000-54411	3,226.21	
11000-54412	32.42	
11000-54415	357.17	
11000-54416	2,797.78	
11000-54620	3,178.62	
11000-55400	14,740.16	
11000-55915	6,854.35	
11000-56105	599.00	
11000-56109	3,050.00	
11000-56113	2,324.70	
11000-56118	500.00	
Totals for Fund 11000	93,513.80	93,513.80-
23000-11011*		790.62-
23000-56118	790.62	
Totals for Fund 23000	790.62	790.62-
24101-11011*		998.55-

Selection Sorted by Check Number, Inv #, Include Address=No, (Org = 120, Source = N, Pay To = N, Payment Method = N, Starting Check Date = 8/1/2023, Ending Check Date = 8/31/2023, Summary? = N, Sort/Group 1 = , Sort/Group 2 =)



Bank Account 120MAIN - Wells Fargo Operating Account

2024 Org Recap (continued)

120 - Cesar Chavez Community

Check #	13941	through	ACH-00003471	Total Count	83	\$210,890.28	(continued)
---------	-------	---------	--------------	-------------	----	--------------	-------------

24101-23123	3.12	
24101-23124	935.39	
24101-23125	2.64	
24101-23142	57.40	
Totals for Fund 24101	998.55	998.55-
24106-11011*		1,160.33-
24106-23124	539.18	
24106-23125	538.14	
24106-23142	83.01	
Totals for Fund 24106	1,160.33	1,160.33-
24174-11011*		69.63-
24174-23125	55.41	
24174-23142	14.22	
Totals for Fund 24174	69.63	69.63-
24189-11011*		166.95-
24189-23124	74.15	
24189-23125	73.86	
24189-23142	18.94	
Totals for Fund 24189	166.95	166.95-
24308-11011*		4,742.75-
24308-23124	1,323.30	
24308-23125	2,984.49	
24308-23142	434.96	
Totals for Fund 24308	4,742.75	4,742.75-
24330-11011*		2,939.54-
24330-23124	1,105.70	
24330-23125	1,607.89	
24330-23142	225.95	
Totals for Fund 24330	2,939.54	2,939.54-
24346-11011*		1,118.88-
24346-23124	497.67	

Bank Account 120MAIN - Wells Fargo Operating Account

2024 Org Recap (continued)

120 - Cesar Chavez Community

Check #	13941	through	ACH-00003471	Total Count	83	\$210,890.28	(continued)
---------	-------	---------	--------------	-------------	----	--------------	-------------

24346-23125	538.20	
24346-23142	83.01	
Totals for Fund 24346	1,118.88	1,118.88-
27407-11011*		1,525.06-
27407-23124	981.30	
27407-23125	405.58	
27407-23142	138.18	
Totals for Fund 27407	1,525.06	1,525.06-
27502-11011*		46.49-
27502-23125	37.00	
27502-23142	9.49	
Totals for Fund 27502	46.49	46.49-
27901-11011*		108.19-
27901-23124	108.19	
Totals for Fund 27901	108.19	108.19-
Totals for Org 120	107,180.79	107,180.79-
Net change to Cash 11011		107,180.79- Credit

* denotes System Generated entry

Bank Account 120MAIN - Wells Fargo Operating Account

2024 Org Recap (continued)

Number of Items	38	107,180.79	Report Totals
-----------------	----	------------	---------------

Pay Date 08/10/2023

Employee Name	Day-EmpId-Org	Amount	Sender Transit #	BatchId
AGUILAR, MARGARET A	222-000163-0120	1,771.41	10700219	PA230810A01a
ALTON, AMANDA L	222-000194-0120	1,580.56	10700219	PA230810A01a
BERRY, MELANIE	222-000175-0120	1,709.41	10700219	PA230810A01a
BOWERS, AMY	222-000178-0120	1,737.13	10700219	PA230810A01a
BROWN, ROBIN E	222-000182-0120	1,865.82	10700219	PA230810A01a
ESPINO, ANGELICA	222-000190-0120	1,137.95	10700219	PA230810A01a
GUAJARDO, ELISEO	222-000186-0120	2,348.79	10700219	PA230810A01a
IHM, LAURIE A	222-000118-0120	2,114.96	10700219	PA230810A01a
LANG, DAVID R	222-000132-0120	2,314.88	10700219	PA230810A01a
LITTLE, JOHN G	222-000185-0120	1,531.39	10700219	PA230810A01a
MOLINA, STEPHANIE M	222-000193-0120	1,627.85	10700219	PA230810A01a
NAGURSKI, BENJAMIN	222-000176-0120	1,261.16	10700219	PA230810A01a
REEDER, LAWRENCE	222-000172-0120	1,717.75	10700219	PA230810A01a
Total		22,719.06		

Number of Employees	13	Number of Prenotes	0
----------------------------	-----------	---------------------------	----------

* denotes Emailed

Selection Grouped by Org, Pay Date - Sorted by Employee Name, (Org = 120, Pay Schedule Type IN ('4'), Recaps? = Y)




Pay Date 08/10/2023

Employee Name	Day-EmpId-Org	Amount	Sender Transit #	BatchId
ARNES, TANI	222-000045-0120	3,080.23	10700219	PR230810A01b
BETENBOUGH, KYLE	222-000171-0120	1,270.92	10700219	PR230810A01b
CHAVEZ, SAMANTHA J	222-000164-0120	1,420.70	10700219	PR230810A01b
CUARA-MARTINEZ, KARINA	222-000079-0120	1,578.69	10700219	PR230810A01b
DOUGHERTY, AUSTIN	222-000187-0120	1,995.32	10700219	PR230810A01b
EVERETT, NATHAN R	222-000127-0120	2,027.43	10700219	PR230810A01b
Total		11,373.29		

Number of Employees	6	Number of Prenotes	0
---------------------	---	--------------------	---

* denotes Emailed

Selection	Grouped by Org, Pay Date - Sorted by Employee Name, (Org = 120, Pay Schedule Type IN ('1','2'), Recaps? = Y)
-----------	--



Pay Date 08/25/2023

Employee Name	Day-EmpId-Org	Amount	Sender Transit #	BatchId
AGUILAR, MARGARET A	237-000163-0120	1,927.91	10700219	PR230825A01e
ALTON, AMANDA L	237-000194-0120	2,271.47	10700219	PR230825A01e
ARNESS, TANI	237-000045-0120	3,080.23	10700219	PR230825A01e
BETENBOUGH, KYLE	237-000171-0120	.00	10700219	PR230825C01e
BLAIR, HEATHER B	237-000197-0120	.00	10700219	PR230825C01e
BOWERS, AMY	237-000178-0120	1,881.23	10700219	PR230825A01e
BROWN, ROBIN E	237-000182-0120	2,066.55	10700219	PR230825A01e
CHAVEZ, SAMANTHA J	237-000164-0120	1,420.70	10700219	PR230825A01e
CUARA-MARTINEZ, KARINA	237-000079-0120	1,578.69	10700219	PR230825A01e
DOUGHERTY, AUSTIN	237-000187-0120	1,995.32	10700219	PR230825A01e
ESPINO, ANGELICA	237-000190-0120	1,259.67	10700219	PR230825A01e
EVERETT, NATHAN R	237-000127-0120	2,204.39	10700219	PR230825A01e
GUAJARDO, ELISEO	237-000186-0120	2,479.90	10700219	PR230825A01e
IHM, LAURIE A	237-000118-0120	2,295.55	10700219	PR230825A01e
KRUGER, ASHLEY	237-000195-0120	.00	10700219	PR230825C01e
LANG, DAVID R	237-000132-0120	2,478.42	10700219	PR230825A01e
LIRA-PEREZ, NORMA C	237-000180-0120	.00	10700219	PR230825C01e
LITTLE, JOHN G	237-000185-0120	1,683.22	10700219	PR230825A01e
MOLINA, STEPHANIE M	237-000193-0120	1,890.22	10700219	PR230825A01e
NAGURSKI, BENJAMIN	237-000176-0120	1,373.53	10700219	PR230825A01e
OLMOS, EVELYN	237-000196-0120	.00	10700219	PR230825C01e
REEDER, LAWRENCE	237-000172-0120	1,881.66	10700219	PR230825A01e
SMITH, BRIGID	237-000198-0120	.00	10700219	PR230825C01e
Total		33,768.66		

Number of Employees	23	Number of Prenotes	6
----------------------------	-----------	---------------------------	----------

* denotes Emailed

Selection Grouped by Org, Pay Date - Sorted by Employee Name, (Org = 120, Pay Schedule Type IN ('1','2'), Recaps? = Y)

SCHOOLABILITY

Pay Date 08/25/2023		Recap: Prenotes		
Employee Name	Day-EmpId-Org	Amount	Sender Transit #	BatchId
BETENBOUGH, KYLE	237-000171-0120			PR230825C01e
BLAIR, HEATHER B	237-000197-0120			PR230825C01e
KRUGER, ASHLEY	237-000195-0120			PR230825C01e
LIRA-PEREZ, NORMA C	237-000180-0120			PR230825C01e
OLMOS, EVELYN	237-000196-0120			PR230825C01e
SMITH, BRIGID	237-000198-0120			PR230825C01e
Number of Employees	6	Total Lines	6	

* denotes Emailed

Finance Committee Documents

Balances through 08/31/2023					Fiscal Year 2023/24	
Funds- Func- Obj ct - Pr gm- Locat n- JbCl - Opt nl	Description	Adopted Budget	Revised Budget	Revenue	Account Balance	
Funds 11000 - Operational, Func 0000 - NoFunctionCode						
11000- 0000- 41980- 0000- 512001- 0000- 00000	RefPriorYearExp			734.56	734.56-	
11000- 0000- 43101- 0000- 512001- 0000- 00000	StEqulzGuarantee	2,321,420.00	2,321,420.00	386,903.16	1,934,516.84	
11000- 0000- 46100- 0000- 512001- 0000- 00000	AccessBrdE-Rate	13,985.00	13,985.00		13,985.00	
Total for Funds 11000, Func 0000 and Revenue accounts		2,335,405.00	2,335,405.00	387,637.72	1,947,767.28	
Funds 21000 - Food Svcs, Func 0000 - NoFunctionCode						
21000- 0000- 44500- 0000- 512001- 0000- 00000	ResGtsFedThruSt	30,000.00	30,000.00	4,250.18	25,749.82	
Total for Funds 21000, Func 0000 and Revenue accounts		30,000.00	30,000.00	4,250.18	25,749.82	
Funds 23000 - Non-InstrctSupp, Func 0000 - NoFunctionCode						
23000- 0000- 41920- 0000- 512001- 0000- 00000	PrivContrbsDntn			93.03	93.03-	
Total for Funds 23000, Func 0000 and Revenue accounts		.00	.00	93.03	93.03-	
Funds 24101 - Title I - IASA, Func 0000 - NoFunctionCode						
24101- 0000- 44500- 0000- 512001- 0000- 00000	ResGtsFedThruSt	75,664.00	75,664.00		75,664.00	
24101- 0000- 44504- 0000- 512001- 0000- 00000	Revenue			22,865.61	22,865.61-	
Total for Funds 24101, Func 0000 and Revenue accounts		75,664.00	75,664.00	22,865.61	52,798.39	
Funds 24106 - IDEABEntitlemnt, Func 0000 - NoFunctionCode						
24106- 0000- 44500- 0000- 512001- 0000- 00000	ResGtsFedThruSt	36,527.00	36,527.00		36,527.00	
24106- 0000- 44504- 0000- 512001- 0000- 00000	Revenue			5,589.79	5,589.79-	
Total for Funds 24106, Func 0000 and Revenue accounts		36,527.00	36,527.00	5,589.79	30,937.21	
Funds 24154 - TchPrinTrainRec, Func 0000 - NoFunctionCode						
24154- 0000- 44500- 0000- 512001- 0000- 00000	ResGtsFedThruSt	6,225.00	6,225.00		6,225.00	
24154- 0000- 44504- 0000- 512001- 0000- 00000	Revenue			5,138.87	5,138.87-	
Total for Funds 24154, Func 0000 and Revenue accounts		6,225.00	6,225.00	5,138.87	1,086.13	
Funds 24174 - CP-Second-Curr, Func 0000 - NoFunctionCode						
24174- 0000- 44500- 0000- 512001- 0000- 00000	ResGtsFedThruSt	7,529.00	7,529.00		7,529.00	
24174- 0000- 44504- 0000- 512001- 0000- 00000	Revenue			2,111.65	2,111.65-	
Total for Funds 24174, Func 0000 and Revenue accounts		7,529.00	7,529.00	2,111.65	5,417.35	
Funds 24189 - SSAE Title IV, Func 0000 - NoFunctionCode						
24189- 0000- 44500- 0000- 512001- 0000- 00000	ResGtsFedThruSt	10,000.00	10,000.00		10,000.00	
24189- 0000- 44504- 0000- 512001- 0000- 00000	Revenue			2,809.63	2,809.63-	
Total for Funds 24189, Func 0000 and Revenue accounts		10,000.00	10,000.00	2,809.63	7,190.37	
Funds 24190 - Title I CSI, Func 0000 - NoFunctionCode						

Selection Grouped by Account Type, Filtered by User Permissions, (Org = 120, Online/Offline = N, Period = 2, UnPosted JEs? = N, Assets and Liabilities? = N, Restricted Accts? = Y, Objct = 4, Obj Digits = 0, Page Break Lvl =)

Balances through 08/31/2023				Fiscal Year 2023/24	
Funds - Func - Obj ct - Pr gm - Locat n - JbCl - Opt nl	Description	Adopted Budget	Revised Budget	Revenue	Account Balance
Funds 24190 - Title I CSI, Func 0000 - NoFunctionCode					
24190-0000-44504-0000-512001-0000-00000	Revenue	91,564.00	91,564.00		91,564.00
Total for Funds 24190, Func 0000 and Revenue accounts		91,564.00	91,564.00	.00	91,564.00
Funds 24308 - CRRSA, ESSER II, Func 0000 - NoFunctionCode					
24308-0000-44504-0000-512001-0000-00000	Revenue			73,377.45	73,377.45-
Total for Funds 24308, Func 0000 and Revenue accounts		.00	.00	73,377.45	73,377.45-
Funds 24330 - ESSER III, Func 0000 - NoFunctionCode					
24330-0000-44500-0000-512001-0000-00000	ResGtsFedThruSt	237,622.00	237,622.00		237,622.00
24330-0000-44504-0000-512001-0000-00000	Revenue			41,380.49	41,380.49-
Total for Funds 24330, Func 0000 and Revenue accounts		237,622.00	237,622.00	41,380.49	196,241.51
Funds 24346 - IDEA-ARP, Func 0000 - NoFunctionCode					
24346-0000-44504-0000-512001-0000-00000	Revenue			12,192.95	12,192.95-
Total for Funds 24346, Func 0000 and Revenue accounts		.00	.00	12,192.95	12,192.95-
Funds 24349 - ARP Preschool, Func 0000 - NoFunctionCode					
24349-0000-44500-0000-512001-0000-00000	ResGtsFedThruSt	1,034.00	1,034.00		1,034.00
Total for Funds 24349, Func 0000 and Revenue accounts		1,034.00	1,034.00	.00	1,034.00
Funds 26207 - CNM Foundation, Func 0000 - NoFunctionCode					
26207-0000-41921-0000-512001-0000-00000	InstCategorical	500.00	500.00		500.00
Total for Funds 26207, Func 0000 and Revenue accounts		500.00	500.00	.00	500.00
Funds 27107 - 2012GOBondsB66, Func 0000 - NoFunctionCode					
27107-0000-43204-0000-512001-0000-00000	PriorYearBalnce	2,873.00	2,873.00	3,444.00	571.00-
Total for Funds 27107, Func 0000 and Revenue accounts		2,873.00	2,873.00	3,444.00	571.00-
Funds 27109 - IM-GAA of 2019, Func 0000 - NoFunctionCode					
27109-0000-43202-0000-512001-0000-00000	StFlowThruGrant	3,538.00	3,538.00		3,538.00
Total for Funds 27109, Func 0000 and Revenue accounts		3,538.00	3,538.00	.00	3,538.00
Funds 27407 - FII, Func 0000 - NoFunctionCode					
27407-0000-43202-0000-512001-0000-00000	StFlowThruGrant	112,478.00	112,478.00		112,478.00
27407-0000-43204-0000-512001-0000-00000	PriorYearBalnce			32,596.92	32,596.92-
Total for Funds 27407, Func 0000 and Revenue accounts		112,478.00	112,478.00	32,596.92	79,881.08
Funds 27502 - Next Gen CTE, Func 0000 - NoFunctionCode					
27502-0000-43202-0000-512001-0000-00000	StFlowThruGrant	57,285.00	57,285.00		57,285.00
27502-0000-43204-0000-512001-0000-00000	PriorYearBalnce			1,587.78	1,587.78-

Selection Grouped by Account Type, Filtered by User Permissions, (Org = 120, Online/Offline = N, Period = 2, UnPosted JEs? = N, Assets and Liabilities? = N, Restricted Accts? = Y, Objct = 4, Obj Digits = 0, Page Break Lvl =)

Balances through 08/31/2023				Fiscal Year 2023/24	
Funds- Func- Obj ct - Pr gm- Locat n- JbCl - Opt nl	Description	Adopted Budget	Revised Budget	Revenue	Account Balance
Total for Funds 27502, Func 0000 and Revenue accounts		57,285.00	57,285.00	1,587.78	55,697.22
Funds 27901 - Indian Ed Act, Func 0000 - NoFunctionCode					
27901- 0000- 43202- 0000- 512001- 0000- 00000	StFlowThruGrant	54,526.00	54,526.00		54,526.00
Total for Funds 27901, Func 0000 and Revenue accounts		54,526.00	54,526.00	.00	54,526.00
Funds 28211 - Covid-19 Test., Func 0000 - NoFunctionCode					
28211- 0000- 43203- 0000- 512001- 0000- 00000	St.DirectGrants	19,584.00	19,584.00	52,518.62	32,934.62-
Total for Funds 28211, Func 0000 and Revenue accounts		19,584.00	19,584.00	52,518.62	32,934.62-
Funds 31200 - PubSchCapOutlay, Func 0000 - NoFunctionCode					
31200- 0000- 43209- 0000- 512001- 0000- 00000	PSCOC Awards			39,250.75	39,250.75-
Total for Funds 31200, Func 0000 and Revenue accounts		.00	.00	39,250.75	39,250.75-
Funds 31400 - SpcCapOutlaySt, Func 0000 - NoFunctionCode					
31400- 0000- 43202- 0000- 512001- 0000- 00000	StFlowThruGrant	95,000.00	95,000.00		95,000.00
31400- 0000- 43204- 0000- 512001- 0000- 00000	PriorYearBalnce	182,417.00	182,417.00	107,944.42	74,472.58
Total for Funds 31400, Func 0000 and Revenue accounts		277,417.00	277,417.00	107,944.42	169,472.58
Funds 31600 - CapImprvmtsHB33, Func 0000 - NoFunctionCode					
31600- 0000- 41110- 0000- 512001- 0000- 00000	AdValoremTaxDst	116,072.00	116,072.00	3,673.95	112,398.05
Total for Funds 31600, Func 0000 and Revenue accounts		116,072.00	116,072.00	3,673.95	112,398.05
Funds 31700 - CapImprvmtsSB-9, Func 0000 - NoFunctionCode					
31700- 0000- 43204- 0000- 512001- 0000- 00000	PriorYearBalnce	6,059.00	6,059.00		6,059.00
Total for Funds 31700, Func 0000 and Revenue accounts		6,059.00	6,059.00	.00	6,059.00
Funds 31701 - CapImprvsSB9Loc, Func 0000 - NoFunctionCode					
31701- 0000- 41110- 0000- 512001- 0000- 00000	AdValoremTaxDst	58,871.00	58,871.00	1,853.67	57,017.33
Total for Funds 31701, Func 0000 and Revenue accounts		58,871.00	58,871.00	1,853.67	57,017.33
Funds 31703 - SB9StateMArch, Func 0000 - NoFunctionCode					
31703- 0000- 43202- 0000- 512001- 0000- 00000	StFlowThruGrant			7,973.00	7,973.00-
Total for Funds 31703, Func 0000 and Revenue accounts		.00	.00	7,973.00	7,973.00-
Total for Org 120 - Cesar Chavez Community		3,540,773.00	3,540,773.00	808,290.48	2,732,482.52

Balances through 08/31/2023						Fiscal Year 2023/24
Funds- Func- Obj ct - Pr gm- Locat n- JbCl - Opt nl	Description	Adopted Budget	Revised Budget	Encumbered	Expenditure	Account Balance
Funds 11000 - Operational, Func 1000 - Instruction						
11000- 1000- 51100- 0000- 512001- 1611- 00000	SalariesExpense,SubsSickL	20,000.00	20,000.00			20,000.00
11000- 1000- 51100- 1010- 512001- 1411- 00000	SalariesExpense,Teachers	470,271.00	470,271.00	392,097.69	17,620.95	60,552.36
11000- 1000- 51100- 1010- 512001- 1711- 00000	SalariesExpense,InstAsst1	68,080.00	68,080.00	49,402.16	2,147.92	16,529.92
11000- 1000- 51100- 2000- 512001- 1412- 00000	SalariesExpense,Teachers	164,638.00	164,638.00	151,836.57	6,232.59	6,568.84
11000- 1000- 51300- 1010- 512001- 1411- 00000	AddtnlCompenstn,Teachers	37,023.00	37,023.00	22,080.94	881.78	14,060.28
11000- 1000- 51300- 1010- 512001- 1711- 00000	AddtnlCompenstn,InstAsst1	13,000.00	13,000.00	6,995.91	304.17	5,699.92
11000- 1000- 51300- 9000- 512001- 1411- 00000	AddtnlCompenstn,Teachers	825.00	825.00			825.00
11000- 1000- 52111- 0000- 512001- 1611- 00000	EducRetirement	3,630.00	3,630.00			3,630.00
11000- 1000- 52111- 1010- 512001- 1411- 00000	EducRetirement	92,124.00	92,124.00	75,173.65	3,358.25	13,592.10
11000- 1000- 52111- 1010- 512001- 1711- 00000	EducRetirement	14,646.00	14,646.00	10,236.15	445.05	3,964.80
11000- 1000- 52111- 2000- 512001- 1412- 00000	EducRetirement	29,882.00	29,882.00	27,558.37	1,131.22	1,192.41
11000- 1000- 52111- 9000- 512001- 1411- 00000	EducRetirement	150.00	150.00			150.00
11000- 1000- 52112- 0000- 512001- 1611- 00000	ERARetireeHlth	400.00	400.00			400.00
11000- 1000- 52112- 1010- 512001- 1411- 00000	ERARetireeHlth	10,149.00	10,149.00	8,283.16	370.03	1,495.81
11000- 1000- 52112- 1010- 512001- 1711- 00000	ERARetireeHlth	1,622.00	1,622.00	1,127.92	49.04	445.04
11000- 1000- 52112- 2000- 512001- 1412- 00000	ERARetireeHlth	3,293.00	3,293.00	3,036.69	124.65	131.66
11000- 1000- 52112- 9000- 512001- 1411- 00000	ERARetireeHlth	17.00	17.00			17.00
11000- 1000- 52210- 0000- 512001- 1611- 00000	FICA Payments	1,240.00	1,240.00			1,240.00
11000- 1000- 52210- 1010- 512001- 1411- 00000	FICA Payments	31,420.00	31,420.00	24,933.46	1,113.97	5,372.57
11000- 1000- 52210- 1010- 512001- 1711- 00000	FICA Payments	5,028.00	5,028.00	3,393.88	148.85	1,485.27
11000- 1000- 52210- 2000- 512001- 1412- 00000	FICA Payments	10,208.00	10,208.00	9,087.53	372.23	748.24
11000- 1000- 52210- 9000- 512001- 1411- 00000	FICA Payments	53.00	53.00			53.00
11000- 1000- 52220- 0000- 512001- 1611- 00000	MedicarePaymnts	290.00	290.00			290.00
11000- 1000- 52220- 1010- 512001- 1411- 00000	MedicarePaymnts	7,363.00	7,363.00	5,830.86	260.51	1,271.63
11000- 1000- 52220- 1010- 512001- 1711- 00000	MedicarePaymnts	1,180.00	1,180.00	793.73	34.82	351.45
11000- 1000- 52220- 2000- 512001- 1412- 00000	MedicarePaymnts	2,388.00	2,388.00	2,125.43	87.06	175.51
11000- 1000- 52220- 9000- 512001- 1411- 00000	MedicarePaymnts	12.00	12.00			12.00
11000- 1000- 52311- 0000- 512001- 1611- 00000	Hth&MedPremiums	11,090.00	11,090.00			11,090.00
11000- 1000- 52311- 1010- 512001- 1411- 00000	Hth&MedPremiums	53,973.00	53,973.00	25,840.14	1,176.80	26,956.06
11000- 1000- 52311- 1010- 512001- 1711- 00000	Hth&MedPremiums	8,301.00	8,301.00	6,359.50	1,135.57	805.93
11000- 1000- 52311- 2000- 512001- 1412- 00000	Hth&MedPremiums	22,866.00	22,866.00	11,761.28	621.85	10,482.87
11000- 1000- 52312- 0000- 512001- 1611- 00000	Life	32.00	32.00			32.00
11000- 1000- 52312- 1010- 512001- 1411- 00000	Life	199.00	199.00	156.49	9.59	32.92
11000- 1000- 52312- 1010- 512001- 1711- 00000	Life	57.00	57.00	40.94	6.60	9.46
11000- 1000- 52312- 2000- 512001- 1412- 00000	Life	64.00	64.00	60.72	5.28	2.00-
11000- 1000- 52313- 0000- 512001- 1611- 00000	Dental	411.00	411.00			411.00

Selection Grouped by Account Type, Filtered by User Permissions, (Org = 120, Online/Offline = N, Period = 2, UnPosted JEs? = N, Assets and Liabilities? = N, Restricted Accts? = Y, Objct = 5, Obj Digits = 0, Page Break Lvl =)

Balances through 08/31/2023						Fiscal Year 2023/24	
Funds- Func- Obj ct - Pr gm- Locat n- Jb Cl - Opt nl	Description	Adopted Budget	Revised Budget	Encumbered	Expenditure	Account Balance	
Funds 11000 - Operational, Func 1000 - Instruction (continued)							
11000- 1000- 52313- 1010- 512001- 1411- 00000	Dental	2,914.00	2,914.00	1,866.58	85.35	962.07	
11000- 1000- 52313- 1010- 512001- 1711- 00000	Dental	484.00	484.00	263.12	34.32	186.56	
11000- 1000- 52313- 2000- 512001- 1412- 00000	Dental	818.00	818.00	438.15	25.33	354.52	
11000- 1000- 52314- 0000- 512001- 1611- 00000	Vision	136.00	136.00			136.00	
11000- 1000- 52314- 1010- 512001- 1411- 00000	Vision	533.00	533.00	356.95	17.24	158.81	
11000- 1000- 52314- 1010- 512001- 1711- 00000	Vision	46.00	46.00		5.01	40.99	
11000- 1000- 52314- 2000- 512001- 1412- 00000	Vision	208.00	208.00	84.41	5.76	117.83	
11000- 1000- 52315- 0000- 512001- 1611- 00000	Disability	384.00	384.00			384.00	
11000- 1000- 52315- 1010- 512001- 1411- 00000	Disability	809.00	809.00	211.99	62.39	534.62	
11000- 1000- 52315- 1010- 512001- 1711- 00000	Disability	128.00	128.00		27.65	100.35	
11000- 1000- 52315- 2000- 512001- 1412- 00000	Disability	336.00	336.00		23.57	312.43	
11000- 1000- 52500- 0000- 512001- 1611- 00000	UnemploymntComp	100.00	100.00			100.00	
11000- 1000- 52500- 1010- 512001- 1411- 00000	UnemploymntComp	618.00	618.00	640.16	21.74	43.90-	
11000- 1000- 52500- 1010- 512001- 1711- 00000	UnemploymntComp	176.00	176.00	146.65	8.10	21.25	
11000- 1000- 52500- 2000- 512001- 1412- 00000	UnemploymntComp	200.00	200.00	277.83	8.93	86.76-	
11000- 1000- 52710- 0000- 512001- 1611- 00000	WorkersCompPrem	235.00	235.00		235.00		
11000- 1000- 52710- 1010- 512001- 1411- 00000	WorkersCompPrem	5,343.00	5,343.00		5,068.00	275.00	
11000- 1000- 52710- 1010- 512001- 1711- 00000	WorkersCompPrem	629.00	629.00		770.00	141.00-	
11000- 1000- 52710- 2000- 512001- 1412- 00000	WorkersCompPrem	1,933.00	1,933.00		939.00	994.00	
11000- 1000- 52710- 4025- 512001- 1412- 00000	WorkersCompPrem				994.00	994.00-	
11000- 1000- 52720- 0000- 512001- 1611- 00000	WorkrsCompERFee	10.00	10.00			10.00	
11000- 1000- 52720- 1010- 512001- 1411- 00000	WorkrsCompERFee	62.00	62.00	47.44		14.56	
11000- 1000- 52720- 1010- 512001- 1711- 00000	WorkrsCompERFee	18.00	18.00	12.44		5.56	
11000- 1000- 52720- 2000- 512001- 1412- 00000	WorkrsCompERFee	20.00	20.00	18.40		1.60	
11000- 1000- 53414- 1010- 512001- 0000- 00000	OthProfTechSvcs			2,302.50	2,150.35	4,452.85-	
11000- 1000- 53711- 1010- 512001- 0000- 00000	Other Charges	1,300.00	1,300.00	1,604.34		304.34-	
11000- 1000- 54320- 1010- 512001- 0000- 00000	Tech-R&M	2,300.00	2,300.00			2,300.00	
11000- 1000- 54610- 1010- 512001- 0000- 00000	RentLandBldngs	5,000.00	5,000.00	5,000.00			
11000- 1000- 55817- 1010- 512001- 0000- 00000	Student Travel	500.00	500.00			500.00	
11000- 1000- 55819- 1010- 512001- 0000- 00000	EmpTravTeachers	400.00	400.00			400.00	
11000- 1000- 55915- 1010- 512001- 0000- 00000	OthContractSvcs	3,750.00	3,750.00	7,500.00		3,750.00-	
11000- 1000- 55915- 9000- 512001- 0000- 00000	OthContractSvcs				452.00	452.00-	
11000- 1000- 56105- 1010- 512001- 0000- 00000	InstMats-Opr	1,500.00	1,500.00		599.00	901.00	
11000- 1000- 56105- 3000- 512001- 0000- 00000	InstMats-Opr	1,450.00	1,450.00			1,450.00	
11000- 1000- 56106- 1010- 512001- 0000- 00000	OthClassMats-Op	25,849.00	25,849.00			25,849.00	
11000- 1000- 56109- 1010- 512001- 0000- 00000	InsMatOnlDgtSub				3,050.00	3,050.00-	

Selection Grouped by Account Type, Filtered by User Permissions, (Org = 120, Online/Offline = N, Period = 2, UnPosted JEs? = N, Assets and Liabilities? = N, Restricted Accts? = Y, Objct = 5, Obj Digits = 0, Page Break Lvl =)



Balances through 08/31/2023					Fiscal Year 2023/24	
Funds- Func- Obj ct - Pr gm- Locat n- JbCl - Opt nl	Description	Adopted Budget	Revised Budget	Encumbered	Expenditure	Account Balance
Funds 11000 - Operational, Func 1000 - Instruction (continued)						
11000- 1000- 56112- 1010- 512001- 0000- 00000	Other Textbooks			2,450.00		2,450.00-
11000- 1000- 56113- 1010- 512001- 0000- 00000	Software	12,000.00	12,000.00	13,200.00		1,200.00-
11000- 1000- 56118- 1010- 512001- 0000- 00000	GenSuppliesMats	41,579.00	41,579.00	1,789.70		39,789.30
11000- 1000- 56119- 1010- 512001- 0000- 00000	SupplAssets<\$5k	400,500.00	400,500.00	7,664.23		392,835.77
11000- 1000- 57331- 1010- 512001- 0000- 00000	FixedAssets>\$5k	340,363.00	340,363.00			340,363.00
Total for Func 1000 and Expense accounts		1,938,556.00	1,938,556.00	884,088.06	52,221.52	1,002,246.42
Funds 11000 - Operational, Func 2100 - SuppSvcsStudnts						
11000- 2100- 51100- 0000- 512001- 1217- 00000	SalariesExpense,SecClerTe	51,000.00	51,000.00	44,625.00	6,375.00	
11000- 2100- 51100- 0000- 512001- 1218- 00000	SalariesExpense,SchlStude	129,000.00	129,000.00	112,875.00	16,125.00	
11000- 2100- 51100- 4025- 512001- 1214- 00000	SalariesExpense,Couns-Soc	69,600.00	69,600.00	66,700.00	2,900.00	
11000- 2100- 51100- 4025- 512001- 1218- 00000	SalariesExpense,SchlStude	68,900.00	68,900.00	60,287.64	8,612.52	.16-
11000- 2100- 52111- 0000- 512001- 1217- 00000	EducRetirement	9,257.00	9,257.00	8,099.49	1,157.07	.44
11000- 2100- 52111- 0000- 512001- 1218- 00000	EducRetirement	23,414.00	23,414.00	20,486.76	2,926.68	.56
11000- 2100- 52111- 4025- 512001- 1214- 00000	EducRetirement	12,633.00	12,633.00	12,106.05	526.35	.60
11000- 2100- 52111- 4025- 512001- 1218- 00000	EducRetirement	12,506.00	12,506.00	10,942.26	1,563.18	.56
11000- 2100- 52112- 0000- 512001- 1217- 00000	ERARetireeHlth	1,020.00	1,020.00	892.50	127.50	
11000- 2100- 52112- 0000- 512001- 1218- 00000	ERARetireeHlth	2,580.00	2,580.00	2,257.50	322.50	
11000- 2100- 52112- 4025- 512001- 1214- 00000	ERARetireeHlth	1,392.00	1,392.00	1,334.00	58.00	
11000- 2100- 52112- 4025- 512001- 1218- 00000	ERARetireeHlth	1,378.00	1,378.00	1,205.82	172.26	.08-
11000- 2100- 52210- 0000- 512001- 1217- 00000	FICA Payments	3,162.00	3,162.00	2,671.62	381.39	108.99
11000- 2100- 52210- 0000- 512001- 1218- 00000	FICA Payments	7,998.00	7,998.00	6,487.11	925.81	585.08
11000- 2100- 52210- 4025- 512001- 1214- 00000	FICA Payments	4,316.00	4,316.00	3,947.03	171.61	197.36
11000- 2100- 52210- 4025- 512001- 1218- 00000	FICA Payments	4,272.00	4,272.00	3,614.52	516.09	141.39
11000- 2100- 52220- 0000- 512001- 1217- 00000	MedicarePaymnts	740.00	740.00	624.75	89.19	26.06
11000- 2100- 52220- 0000- 512001- 1218- 00000	MedicarePaymnts	1,871.00	1,871.00	1,517.25	216.53	137.22
11000- 2100- 52220- 4025- 512001- 1214- 00000	MedicarePaymnts	1,010.00	1,010.00	922.99	40.13	46.88
11000- 2100- 52220- 4025- 512001- 1218- 00000	MedicarePaymnts	1,000.00	1,000.00	845.25	120.69	34.06
11000- 2100- 52311- 0000- 512001- 1217- 00000	Hth&MedPremiums	6,716.00	6,716.00	5,844.51	869.72	1.77
11000- 2100- 52311- 0000- 512001- 1218- 00000	Hth&MedPremiums	24,404.00	24,404.00	20,116.11	2,679.30	1,608.59
11000- 2100- 52311- 4025- 512001- 1214- 00000	Hth&MedPremiums	7,751.00	7,751.00	6,926.22	301.14	523.64
11000- 2100- 52311- 4025- 512001- 1218- 00000	Hth&MedPremiums	5,102.00	5,102.00	4,384.38	566.69	150.93
11000- 2100- 52312- 0000- 512001- 1217- 00000	Life	32.00	32.00	27.72	3.96	.32
11000- 2100- 52312- 0000- 512001- 1218- 00000	Life	64.00	64.00	55.44	7.92	.64
11000- 2100- 52312- 4025- 512001- 1214- 00000	Life	32.00	32.00	30.36	1.32	.32
11000- 2100- 52312- 4025- 512001- 1218- 00000	Life	32.00	32.00	27.72	3.96	.32
11000- 2100- 52313- 0000- 512001- 1217- 00000	Dental	258.00	258.00	240.24	45.76	28.00-

Selection Grouped by Account Type, Filtered by User Permissions, (Org = 120, Online/Offline = N, Period = 2, UnPosted JE? = N, Assets and Liabilities? = N, Restricted Accts? = Y, Objct = 5, Obj Digits = 0, Page Break Lvl =)

Balances through 08/31/2023						Fiscal Year 2023/24	
Funds- Func- Obj ct - Pr gm- Locat n- JbCl - Opt nl	Description	Adopted Budget	Revised Budget	Encumbered	Expenditure	Account Balance	
Funds 11000 - Operational, Func 2100 - Supp Svcs Studnts (continued)							
11000-2100-52313-0000-512001-1218-00000	Dental	857.00	857.00	749.07	134.12	26.19-	
11000-2100-52313-4025-512001-1214-00000	Dental	121.00	121.00	115.23	5.01	.76	
11000-2100-52313-4025-512001-1218-00000	Dental	241.00	241.00	210.21	37.18	6.39-	
11000-2100-52314-0000-512001-1217-00000	Vision	57.00	57.00	52.71	7.84	3.55-	
11000-2100-52314-0000-512001-1218-00000	Vision	150.00	150.00	129.78	17.80	2.42	
11000-2100-52314-4025-512001-1214-00000	Vision	53.00	53.00	50.37	2.19	.44	
11000-2100-52314-4025-512001-1218-00000	Vision	53.00	53.00	45.99	5.95	1.06	
11000-2100-52315-0000-512001-1218-00000	Disability	195.00	195.00	149.21	23.34	22.45	
11000-2100-52315-4025-512001-1214-00000	Disability	262.00	262.00	250.47	10.89	.64	
11000-2100-52500-0000-512001-1217-00000	UnemploymntComp	100.00	100.00	91.13	10.76	1.89-	
11000-2100-52500-0000-512001-1218-00000	UnemploymntComp	200.00	200.00	174.58	18.57	6.85	
11000-2100-52500-4025-512001-1214-00000	UnemploymntComp	100.00	100.00	99.33		.67	
11000-2100-52500-4025-512001-1218-00000	UnemploymntComp	100.00	100.00	99.29		.71	
11000-2100-52710-0000-512001-1217-00000	WorkersCompPrem	599.00	599.00		599.00		
11000-2100-52710-0000-512001-1218-00000	WorkersCompPrem	1,515.00	1,515.00		1,515.00		
11000-2100-52710-4025-512001-1214-00000	WorkersCompPrem	817.00	817.00			817.00	
11000-2100-52710-4025-512001-1218-00000	WorkersCompPrem	809.00	809.00		809.00		
11000-2100-52720-0000-512001-1217-00000	WorkrsCompERFee	10.00	10.00	9.20		.80	
11000-2100-52720-0000-512001-1218-00000	WorkrsCompERFee	20.00	20.00	18.40		1.60	
11000-2100-52720-4025-512001-1214-00000	WorkrsCompERFee	10.00	10.00	9.20		.80	
11000-2100-52720-4025-512001-1218-00000	WorkrsCompERFee	10.00	10.00	9.20		.80	
11000-2100-53211-2000-512001-0000-00000	DiagsContracted	22,000.00	22,000.00	40,308.80		18,308.80-	
11000-2100-53212-2000-512001-0000-00000	SpeechThrpsCont	9,000.00	9,000.00	9,000.00			
11000-2100-53213-2000-512001-0000-00000	OccThrpstCont	4,000.00	4,000.00	4,000.00			
11000-2100-53215-2000-512001-0000-00000	PsychologtsCont	20,000.00	20,000.00	20,000.00			
11000-2100-53414-0000-512001-0000-00000	OthProfTechSvcs				2,013.99	2,013.99-	
11000-2100-54320-0000-512001-0000-00000	Tech-R&M	21,000.00	21,000.00	20,192.81		807.19	
11000-2100-55915-0000-512001-0000-00000	OthContractSvcs	3,776.00	3,776.00	10,776.00		7,000.00-	
11000-2100-56113-0000-512001-0000-00000	Software	25,000.00	25,000.00	25,960.00		960.00-	
11000-2100-56118-0000-512001-0000-00000	GenSuppliesMats	1,000.00	1,000.00	1,962.26		962.26-	
11000-2100-56118-2000-512001-0000-00000	GenSuppliesMats	200.00	200.00			200.00	
Total for Func 2100 and Expense accounts		563,695.00	563,695.00	534,558.48	53,017.91	23,881.39-	
Funds 11000 - Operational, Func 2200 - Suppt Svcs Inst							
11000-2200-53330-0000-512001-0000-00000	ProfessDevelop	1,000.00	1,000.00			1,000.00	
11000-2200-55915-0000-512001-0000-00000	OthContractSvcs	10,000.00	10,000.00	11,293.70		1,293.70-	
11000-2200-56113-0000-512001-0000-00000	Software	4,000.00	4,000.00	4,000.00			

Selection Grouped by Account Type, Filtered by User Permissions, (Org = 120, Online/Offline = N, Period = 2, UnPosted JEs? = N, Assets and Liabilities? = N, Restricted Accts? = Y, Objct = 5, Obj Digits = 0, Page Break Lvl =)

Balances through 08/31/2023					Fiscal Year 2023/24	
Funds- Func- Obj ct - Pr gm- Locat n- Jb Cl - Opt nl	Description	Adopted Budget	Revised Budget	Encumbered	Expenditure	Account Balance
Funds 11000 - Operational, Func 2200 - Suppt Svcs Inst (continued)						
11000- 2200- 56118- 0000- 512001- 0000- 00000	GenSuppliesMats	1,852.00	1,852.00	1,640.87		211.13
Total for Func 2200 and Expense accounts		16,852.00	16,852.00	16,934.57	.00	82.57-
Funds 11000 - Operational, Func 2300 - SupptSvcs-Admin						
11000- 2300- 51100- 0000- 512001- 1111- 00000	SalariesExpense,Superinte	112,174.00	112,174.00	98,152.32	14,021.76	.08-
11000- 2300- 52111- 0000- 512001- 1111- 00000	EducRetirement	20,360.00	20,360.00	17,814.72	2,544.96	.32
11000- 2300- 52112- 0000- 512001- 1111- 00000	ERARetireeHlth	2,244.00	2,244.00	1,963.08	280.44	.48
11000- 2300- 52210- 0000- 512001- 1111- 00000	FICA Payments	6,955.00	6,955.00	5,953.29	850.35	151.36
11000- 2300- 52220- 0000- 512001- 1111- 00000	MedicarePaymnts	1,627.00	1,627.00	1,392.30	198.88	35.82
11000- 2300- 52311- 0000- 512001- 1111- 00000	Hth&MedPremiums	5,767.00	5,767.00	4,830.00	690.00	247.00
11000- 2300- 52312- 0000- 512001- 1111- 00000	Life	30.00	30.00	26.25	3.75	
11000- 2300- 52313- 0000- 512001- 1111- 00000	Dental	111.00	111.00	99.33	14.19	2.52-
11000- 2300- 52314- 0000- 512001- 1111- 00000	Vision	49.00	49.00	43.47	6.21	.68-
11000- 2300- 52500- 0000- 512001- 1111- 00000	UnemploymntComp	92.00	92.00	93.79		1.79-
11000- 2300- 52710- 0000- 512001- 1111- 00000	WorkersCompPrem	1,317.00	1,317.00		1,317.00	
11000- 2300- 52720- 0000- 512001- 1111- 00000	WorkrsCompERFee	9.00	9.00	8.68		.32
11000- 2300- 53411- 0000- 512001- 0000- 00000	Auditing	23,000.00	23,000.00	23,000.00		
11000- 2300- 53413- 0000- 512001- 0000- 00000	Legal	31,000.00	31,000.00	28,309.37	2,690.63	
11000- 2300- 53711- 0000- 512001- 0000- 00000	Other Charges	200.00	200.00			200.00
11000- 2300- 55400- 0000- 512001- 0000- 00000	Advertising	10,000.00	10,000.00		962.74	9,037.26
11000- 2300- 55812- 0000- 512001- 0000- 00000	Board Training	1,000.00	1,000.00			1,000.00
11000- 2300- 55915- 0000- 512001- 0000- 00000	OthContractSvcs	8,650.00	8,650.00	11,522.55	627.45	3,500.00-
Total for Func 2300 and Expense accounts		224,585.00	224,585.00	193,209.15	24,208.36	7,167.49
Funds 11000 - Operational, Func 2400 - SupSvcsSchAdmin						
11000- 2400- 51100- 0000- 512001- 1217- 00000	SalariesExpense,SecClerTe	42,000.00	42,000.00	36,750.00	5,250.00	
11000- 2400- 51300- 0000- 512001- 1217- 00000	AddtnlCompenstn,SecClerTe	5,125.00	5,125.00	2,625.00	375.00	2,125.00
11000- 2400- 52111- 0000- 512001- 1217- 00000	EducRetirement	8,554.00	8,554.00	7,146.51	1,020.93	386.56
11000- 2400- 52112- 0000- 512001- 1217- 00000	ERARetireeHlth	943.00	943.00	787.50	112.50	43.00
11000- 2400- 52210- 0000- 512001- 1217- 00000	FICA Payments	2,924.00	2,924.00	2,428.23	346.10	149.67
11000- 2400- 52220- 0000- 512001- 1217- 00000	MedicarePaymnts	685.00	685.00	567.84	80.94	36.22
11000- 2400- 52312- 0000- 512001- 1217- 00000	Life	32.00	32.00	27.72	3.96	.32
11000- 2400- 52313- 0000- 512001- 1217- 00000	Dental	822.00	822.00	718.62	136.87	33.49-
11000- 2400- 52314- 0000- 512001- 1217- 00000	Vision	136.00	136.00	118.86	17.68	.54-
11000- 2400- 52315- 0000- 512001- 1217- 00000	Disability				.21	.21-
11000- 2400- 52500- 0000- 512001- 1217- 00000	UnemploymntComp	100.00	100.00	80.47	10.48	9.05
11000- 2400- 52710- 0000- 512001- 1217- 00000	WorkersCompPrem	493.00	493.00		493.00	
11000- 2400- 52720- 0000- 512001- 1217- 00000	WorkrsCompERFee	10.00	10.00	9.20		.80

Selection Grouped by Account Type, Filtered by User Permissions, (Org = 120, Online/Offline = N, Period = 2, UnPosted JEs? = N, Assets and Liabilities? = N, Restricted Accts? = Y, Objct = 5, Obj Digits = 0, Page Break Lvl =)

Balances through 08/31/2023						Fiscal Year 2023/24
Funds- Func- Obj ct - Pr gm- Locat n- Jb Cl - Opt nl	Description	Adopted Budget	Revised Budget	Encumbered	Expenditure	Account Balance
Funds 11000 - Operational, Func 2400 - SupSvcsSchAdmin (continued)						
11000-2400-53330-0000-512001-0000-00000	ProfessDevelop			901.00		901.00-
11000-2400-53711-0000-512001-0000-00000	Other Charges	100.00	100.00	100.00		
11000-2400-55813-0000-512001-0000-00000	EmpTravNonTeach	1,000.00	1,000.00			1,000.00
11000-2400-55915-0000-512001-0000-00000	OthContractSvcs	800.00	800.00	600.00		200.00
11000-2400-56113-0000-512001-0000-00000	Software				2,324.70	2,324.70-
11000-2400-56118-0000-512001-0000-00000	GenSuppliesMats	13,512.00	13,512.00	2,804.09		10,707.91
Total for Func 2400 and Expense accounts		77,236.00	77,236.00	55,665.04	10,172.37	11,398.59
Funds 11000 - Operational, Func 2500 - Central Svcs						
11000-2500-53711-0000-512001-0000-00000	Other Charges	350.00	350.00	350.00	161.61	161.61-
11000-2500-54320-0000-512001-0000-00000	Tech-R&M	188,954.00	188,954.00	182,157.58	9,997.14	3,200.72-
11000-2500-54620-0000-512001-0000-00000	RentlEquipVehcl	19,659.00	19,659.00	17,903.21	3,178.62	1,422.83-
11000-2500-55400-0000-512001-0000-00000	Advertising	10,000.00	10,000.00	7,673.35	14,326.65	12,000.00-
11000-2500-55915-0000-512001-0000-00000	OthContractSvcs	600.00	600.00	500.00	100.00	
11000-2500-55915-1010-512001-0000-00000	OthContractSvcs				450.00	450.00-
11000-2500-56113-0000-512001-0000-00000	Software	18,102.00	18,102.00	42,522.77		24,420.77-
11000-2500-56118-0000-512001-0000-00000	GenSuppliesMats	5,100.00	5,100.00	2,641.39	965.31	1,493.30
Total for Func 2500 and Expense accounts		242,765.00	242,765.00	253,748.30	29,179.33	40,162.63-
Funds 11000 - Operational, Func 2600 - Op&MaintofPlant						
11000-2600-54312-0000-512001-0000-00000	MntRepBlgsGrnds	19,000.00	19,000.00	18,837.04	1,950.68	1,787.72-
11000-2600-54411-0000-512001-0000-00000	Electricity	31,200.00	31,200.00	25,386.43	5,813.57	
11000-2600-54412-0000-512001-0000-00000	NatGasBuildings	4,000.00	4,000.00	3,936.59	95.22	31.81-
11000-2600-54415-0000-512001-0000-00000	Water/Sewage	10,200.00	10,200.00	9,497.85	713.28	11.13-
11000-2600-54416-0000-512001-0000-00000	CommunicatnSvcs	21,000.00	21,000.00	17,195.16	4,582.31	777.47-
11000-2600-54610-0000-512001-0000-00000	RentlLandBldngs			151,216.62	19,077.33	170,293.95-
11000-2600-55200-0000-512001-0000-00000	PropertyLiablns	12,768.00	12,768.00		12,768.00	
11000-2600-55915-0000-512001-0000-00000	OthContractSvcs	73,887.00	73,887.00	94,999.57	6,736.53	27,849.10-
11000-2600-56118-0000-512001-0000-00000	GenSuppliesMats	10,000.00	10,000.00	3,024.72		6,975.28
11000-2600-56119-0000-512001-0000-00000	SupplAssets<\$5k	1,500.00	1,500.00			1,500.00
Total for Func 2600 and Expense accounts		183,555.00	183,555.00	324,093.98	51,736.92	192,275.90-
Funds 11000 - Operational, Func 2900 - Oth Suppt Svcs						
11000-2900-58215-0000-512001-0000-00000	RestrictExpend	291,239.00	291,239.00			291,239.00
Total for Func 2900 and Expense accounts		291,239.00	291,239.00	.00	.00	291,239.00
Funds 11000 - Operational, Func 3100 - FoodSvcsOpertns						
11000-3100-56118-0000-512001-0000-00000	GenSuppliesMats	250.00	250.00			250.00
Total for Func 3100 and Expense accounts		250.00	250.00	.00	.00	250.00

Selection Grouped by Account Type, Filtered by User Permissions, (Org = 120, Online/Offline = N, Period = 2, UnPosted JEs? = N, Assets and Liabilities? = N, Restricted Accts? = Y, Objct = 5, Obj Digits = 0, Page Break Lvl =)

Balances through 08/31/2023						Fiscal Year 2023/24
Funds- Func- Obj ct - Pr gm- Locat n- JbCl - Opt nl	Description	Adopted Budget	Revised Budget	Encumbered	Expenditure	Account Balance
Funds 11000 - Operational, Func 4000 - Capital Outlay						
11000- 4000- 54640- 0000- 512001- 0000- 00000	RentalLease2Pur				19,077.33	19,077.33-
Total for Func 4000 and Expense accounts		.00	.00	.00	19,077.33	19,077.33-
Total for Funds 11000		3,538,733.00	3,538,733.00	2,262,297.58	239,613.74	1,036,821.68
Funds 21000 - Food Svcs, Func 3100 - FoodSvcsOpertns						
21000- 3100- 56116- 0000- 512001- 0000- 00000	Food	53,371.00	53,371.00	53,371.00		
21000- 3100- 56118- 0000- 512001- 0000- 00000	GenSuppliesMats			300.37		300.37-
Total for Funds 21000, Func 3100 and Expense accounts		53,371.00	53,371.00	53,671.37	.00	300.37-
Funds 23000 - Non-InstrectSupp, Func 1000 - Instruction						
23000- 1000- 56118- 0000- 512001- 0000- 00000	GenSuppliesMats			480.38		480.38-
23000- 1000- 56118- 1010- 512001- 0000- 00000	GenSuppliesMats			541.52	1,003.84	1,545.36-
23000- 1000- 56118- 9000- 512001- 0000- 00000	GenSuppliesMats	2,158.00	2,158.00			2,158.00
Total for Funds 23000, Func 1000 and Expense accounts		2,158.00	2,158.00	1,021.90	1,003.84	132.26
Funds 24101 - Title I - IASA, Func 1000 - Instruction						
24101- 1000- 51100- 1010- 512001- 1711- 00000	SalariesExpense,InstAsst1	53,703.00	53,703.00	64,986.50	2,825.50	14,109.00-
24101- 1000- 51300- 1010- 512001- 1711- 00000	AddtnlCompenstn,InstAsst1			2,395.91	104.17	2,500.08-
24101- 1000- 52111- 1010- 512001- 1711- 00000	EducRetirement	9,605.00	9,605.00	12,230.02	531.74	3,156.76-
24101- 1000- 52112- 1010- 512001- 1711- 00000	ERARetireeHlth	1,075.00	1,075.00	1,347.80	58.60	331.40-
24101- 1000- 52210- 1010- 512001- 1711- 00000	FICA Payments	3,331.00	3,331.00	4,113.55	181.65	964.20-
24101- 1000- 52220- 1010- 512001- 1711- 00000	MedicarePaymnts	781.00	781.00	961.86	42.48	223.34-
24101- 1000- 52311- 1010- 512001- 1711- 00000	Hth&MedPremiums	2,069.00	2,069.00	4,160.93		2,091.93-
24101- 1000- 52312- 1010- 512001- 1711- 00000	Life	44.00	44.00	52.44	1.42	9.86-
24101- 1000- 52313- 1010- 512001- 1711- 00000	Dental	42.00	42.00			42.00
24101- 1000- 52314- 1010- 512001- 1711- 00000	Vision	10.00	10.00			10.00
24101- 1000- 52315- 1010- 512001- 1711- 00000	Disability	58.00	58.00	1.01		56.99
24101- 1000- 52500- 1010- 512001- 1711- 00000	UnemploymntComp	134.00	134.00	175.94	9.67	51.61-
24101- 1000- 52710- 1010- 512001- 1711- 00000	WorkersCompPrem	852.00	852.00		852.00	
24101- 1000- 52720- 1010- 512001- 1711- 00000	WorkrsCompERFee	14.00	14.00	15.84		1.84-
24101- 1000- 56118- 1010- 512001- 0000- 00000	GenSuppliesMats	750.00	750.00			750.00
Total for Func 1000 and Expense accounts		72,468.00	72,468.00	90,441.80	4,607.23	22,581.03-
Funds 24101 - Title I - IASA, Func 2400 - SupSvcsSchAdmin						
24101- 2400- 51300- 0000- 512001- 1217- 00000	AddtnlCompenstn,SecClerTe	2,500.00	2,500.00	2,187.57	312.51	.08-
24101- 2400- 52111- 0000- 512001- 1217- 00000	EducRetirement	454.00	454.00	397.11	56.73	.16
24101- 2400- 52112- 0000- 512001- 1217- 00000	ERARetireeHlth	50.00	50.00	43.68	6.24	.08
24101- 2400- 52210- 0000- 512001- 1217- 00000	FICA Payments	155.00	155.00	135.66	19.38	.04-
24101- 2400- 52220- 0000- 512001- 1217- 00000	MedicarePaymnts	37.00	37.00	31.71	4.53	.76
Selection Grouped by Account Type, Filtered by User Permissions, (Org = 120, Online/Offline = N, Period = 2, UnPosted JEs? = N, Assets and Liabilities? = N, Restricted Accts? = Y, Objct = 5, Obj Digits = 0, Page Break Lvl =)						

Balances through 08/31/2023						Fiscal Year 2023/24
Funds- Func- Obj ct - Pr gm- Locat n- JbCl - Opt nl	Description	Adopted Budget	Revised Budget	Encumbered	Expenditure	Account Balance
Funds 24101 - Title I - IASA, Func 2400 - SupSvcsSchAdmin (continued)						
24101- 2400- 52500- 0000- 512001- 1217- 00000	UnemploymntComp			4.42	.58	5.00-
Total for Func 2400 and Expense accounts		3,196.00	3,196.00	2,800.15	399.97	4.12-
Total for Funds 24101		75,664.00	75,664.00	93,241.95	5,007.20	22,585.15-
Funds 24106 - IDEABEntitlemnt, Func 1000 - Instruction						
24106- 1000- 51100- 2000- 512001- 1412- 00000	SalariesExpense, Teachers	24,921.00	24,921.00	42,984.47	1,868.89	19,932.36-
24106- 1000- 52111- 2000- 512001- 1412- 00000	EducRetirement	5,475.00	5,475.00	7,801.83	339.21	2,666.04-
24106- 1000- 52112- 2000- 512001- 1412- 00000	ERARetireeHlth	499.00	499.00	859.74	37.38	398.12-
24106- 1000- 52210- 2000- 512001- 1412- 00000	FICA Payments	1,546.00	1,546.00	2,477.33	115.57	1,046.90-
24106- 1000- 52220- 2000- 512001- 1412- 00000	MedicarePaymnts	362.00	362.00	579.37	27.03	244.40-
24106- 1000- 52311- 2000- 512001- 1412- 00000	Hth&MedPremiums	3,076.00	3,076.00	6,838.36	10.96	3,773.32-
24106- 1000- 52312- 2000- 512001- 1412- 00000	Life	12.00	12.00	16.79	.73	5.52-
24106- 1000- 52313- 2000- 512001- 1412- 00000	Dental	163.00	163.00	225.17	.26	62.43-
24106- 1000- 52314- 2000- 512001- 1412- 00000	Vision	19.00	19.00	2.53	.11	16.36
24106- 1000- 52500- 2000- 512001- 1412- 00000	UnemploymntComp	36.00	36.00	98.52	5.69	68.21-
24106- 1000- 52710- 2000- 512001- 1412- 00000	WorkersCompPrem	414.00	414.00		414.00	
24106- 1000- 52720- 2000- 512001- 1412- 00000	WorkrsCompERFee	4.00	4.00	5.08		1.08-
Total for Funds 24106, Func 1000 and Expense accounts		36,527.00	36,527.00	61,889.19	2,819.83	28,182.02-
Funds 24154 - TchPrinTrainRec, Func 2200 - Suppt Svcs Inst						
24154- 2200- 53330- 0000- 512001- 0000- 00000	ProfessDevelop	6,225.00	6,225.00			6,225.00
Total for Funds 24154, Func 2200 and Expense accounts		6,225.00	6,225.00	.00	.00	6,225.00
Funds 24174 - CP-Second-Curr, Func 1000 - Instruction						
24174- 1000- 51100- 1010- 512001- 1411- 00000	SalariesExpense, Teachers	5,837.00	5,837.00			5,837.00
24174- 1000- 52111- 1010- 512001- 1411- 00000	EducRetirement	452.00	452.00			452.00
24174- 1000- 52112- 1010- 512001- 1411- 00000	ERARetireeHlth	117.00	117.00			117.00
24174- 1000- 52210- 1010- 512001- 1411- 00000	FICA Payments	362.00	362.00			362.00
24174- 1000- 52220- 1010- 512001- 1411- 00000	MedicarePaymnts	85.00	85.00			85.00
24174- 1000- 52311- 1010- 512001- 1411- 00000	Hth&MedPremiums	562.00	562.00			562.00
24174- 1000- 52312- 1010- 512001- 1411- 00000	Life	4.00	4.00			4.00
24174- 1000- 52313- 1010- 512001- 1411- 00000	Dental	14.00	14.00			14.00
24174- 1000- 52314- 1010- 512001- 1411- 00000	Vision	6.00	6.00			6.00
24174- 1000- 52500- 1010- 512001- 1411- 00000	UnemploymntComp	11.00	11.00			11.00
24174- 1000- 52710- 1010- 512001- 1411- 00000	WorkersCompPrem	77.00	77.00		77.00	
24174- 1000- 52720- 1010- 512001- 1411- 00000	WorkrsCompERFee	2.00	2.00			2.00
Total for Funds 24174, Func 1000 and Expense accounts		7,529.00	7,529.00	.00	77.00	7,452.00

Selection Grouped by Account Type, Filtered by User Permissions, (Org = 120, Online/Offline = N, Period = 2, UnPosted JEs? = N, Assets and Liabilities? = N, Restricted Accts? = Y, Objct = 5, Obj Digits = 0, Page Break Lvl =)

Balances through 08/31/2023						Fiscal Year 2023/24
Funds- Func- Obj ct - Pr gm- Locat n- JbCl - Opt nl	Description	Adopted Budget	Revised Budget	Encumbered	Expenditure	Account Balance
Funds 24189 - SSAE Title IV, Func 2100 - SuppSvcsStudnts						
24189- 2100- 51100- 0000- 512001- 1214- 00000	SalariesExpense,Couns-Soc	7,200.00	7,200.00	5,911.69	257.03	1,031.28
24189- 2100- 52111- 0000- 512001- 1214- 00000	EducRetirement	1,307.00	1,307.00	1,072.95	46.65	187.40
24189- 2100- 52112- 0000- 512001- 1214- 00000	ERARetireeHlth	144.00	144.00	118.22	5.14	20.64
24189- 2100- 52210- 0000- 512001- 1214- 00000	FICA Payments	447.00	447.00	354.20	15.40	77.40
24189- 2100- 52220- 0000- 512001- 1214- 00000	MedicarePaymnts	105.00	105.00	82.80	3.60	18.60
24189- 2100- 52311- 0000- 512001- 1214- 00000	Hth&MedPremiums	613.00	613.00	450.11	19.57	143.32
24189- 2100- 52312- 0000- 512001- 1214- 00000	Life	4.00	4.00	2.76	.12	1.12
24189- 2100- 52313- 0000- 512001- 1214- 00000	Dental	15.00	15.00	10.81	.47	3.72
24189- 2100- 52314- 0000- 512001- 1214- 00000	Vision	7.00	7.00	4.83	.21	1.96
24189- 2100- 52500- 0000- 512001- 1214- 00000	UnemploymntComp	12.00	12.00	8.87		3.13
24189- 2100- 52710- 0000- 512001- 1214- 00000	WorkersCompPrem	144.00	144.00		144.00	
24189- 2100- 52720- 0000- 512001- 1214- 00000	WorkrsCompERFee	2.00	2.00	.88		1.12
Total for Funds 24189, Func 2100 and Expense accounts		10,000.00	10,000.00	8,018.12	492.19	1,489.69
Funds 24190 - Title I CSI, Func 1000 - Instruction						
24190- 1000- 53330- 0000- 512001- 0000- 00000	ProfessDevelop	91,564.00	91,564.00			91,564.00
24190- 1000- 56119- 0000- 512001- 0000- 00000	SupplAssets<\$5k			84,837.30		84,837.30-
Total for Funds 24190, Func 1000 and Expense accounts		91,564.00	91,564.00	84,837.30	.00	6,726.70
Funds 24308 - CRRSA, ESSER II, Func 1000 - Instruction						
24308- 1000- 51100- 1010- 512001- 1411- 00000	SalariesExpense,Teachers			105,497.32	4,586.84	110,084.16-
24308- 1000- 52111- 1010- 512001- 1411- 00000	EducRetirement			19,147.73	832.51	19,980.24-
24308- 1000- 52112- 1010- 512001- 1411- 00000	ERARetireeHlth			2,109.80	91.73	2,201.53-
24308- 1000- 52210- 1010- 512001- 1411- 00000	FICA Payments			6,092.70	264.90	6,357.60-
24308- 1000- 52220- 1010- 512001- 1411- 00000	MedicarePaymnts			1,425.08	61.96	1,487.04-
24308- 1000- 52311- 1010- 512001- 1411- 00000	Hth&MedPremiums			17,578.44	764.28	18,342.72-
24308- 1000- 52312- 1010- 512001- 1411- 00000	Life			51.52	2.24	53.76-
24308- 1000- 52313- 1010- 512001- 1411- 00000	Dental			725.19	31.53	756.72-
24308- 1000- 52314- 1010- 512001- 1411- 00000	Vision			112.70	4.90	117.60-
24308- 1000- 52315- 1010- 512001- 1411- 00000	Disability			175.84	7.64	183.48-
24308- 1000- 52500- 1010- 512001- 1411- 00000	UnemploymntComp			168.29		168.29-
24308- 1000- 52720- 1010- 512001- 1411- 00000	WorkrsCompERFee			15.60		15.60-
24308- 1000- 56113- 1010- 512001- 0000- 00000	Software			6,360.00		6,360.00-
24308- 1000- 56118- 1010- 512001- 0000- 00000	GenSuppliesMats			19.49		19.49-
Total for Funds 24308, Func 1000 and Expense accounts		.00	.00	159,479.70	6,648.53	166,128.23-
Funds 24330 - ESSER III, Func 1000 - Instruction						
24330- 1000- 51100- 1010- 512001- 1411- 00000	SalariesExpense,Teachers	74,680.00	74,680.00	34,304.50	1,491.50	38,884.00

Selection Grouped by Account Type, Filtered by User Permissions, (Org = 120, Online/Offline = N, Period = 2, UnPosted JEs? = N, Assets and Liabilities? = N, Restricted Accts? = Y, Objct = 5, Obj Digits = 0, Page Break Lvl =)

Balances through 08/31/2023						Fiscal Year 2023/24	
Funds- Func- Obj ct - Pr gm- Locat n- Jb Cl - Opt nl	Description	Adopted Budget	Revised Budget	Encumbered	Expenditure	Account Balance	
Funds 24330 - ESSER III, Func 1000 - Instruction (continued)							
24330- 1000- 51100- 2000- 512001- 1412- 00000	SalariesExpense,Teachers	45,279.00	45,279.00	6,013.12	261.44	39,004.44	
24330- 1000- 52111- 1010- 512001- 1411- 00000	EducRetirement	13,555.00	13,555.00	6,226.33	270.71	7,057.96	
24330- 1000- 52111- 2000- 512001- 1412- 00000	EducRetirement	8,219.00	8,219.00	1,091.35	47.45	7,080.20	
24330- 1000- 52112- 1010- 512001- 1411- 00000	ERARetireeHlth	1,494.00	1,494.00	686.32	29.84	777.84	
24330- 1000- 52112- 2000- 512001- 1412- 00000	ERARetireeHlth	906.00	906.00	120.29	5.23	780.48	
24330- 1000- 52210- 1010- 512001- 1411- 00000	FICA Payments	4,631.00	4,631.00	1,971.56	85.72	2,573.72	
24330- 1000- 52210- 2000- 512001- 1412- 00000	FICA Payments	2,808.00	2,808.00	360.18	15.66	2,432.16	
24330- 1000- 52220- 1010- 512001- 1411- 00000	MedicarePaymnts	1,084.00	1,084.00	460.92	20.04	603.04	
24330- 1000- 52220- 2000- 512001- 1412- 00000	MedicarePaymnts	657.00	657.00	84.18	3.66	569.16	
24330- 1000- 52311- 1010- 512001- 1411- 00000	Hth&MedPremiums	7,802.00	7,802.00	5,560.02	241.74	2,000.24	
24330- 1000- 52311- 2000- 512001- 1412- 00000	Hth&MedPremiums	5,589.00	5,589.00	457.70	19.90	5,111.40	
24330- 1000- 52312- 1010- 512001- 1411- 00000	Life	39.00	39.00	15.18	.66	23.16	
24330- 1000- 52312- 2000- 512001- 1412- 00000	Life	21.00	21.00	2.99	.13	17.88	
24330- 1000- 52313- 1010- 512001- 1411- 00000	Dental	290.00	290.00	255.99	11.13	22.88	
24330- 1000- 52313- 2000- 512001- 1412- 00000	Dental	295.00	295.00	11.04	.48	283.48	
24330- 1000- 52314- 1010- 512001- 1411- 00000	Vision	64.00	64.00	35.88	1.56	26.56	
24330- 1000- 52314- 2000- 512001- 1412- 00000	Vision	34.00	34.00	4.83	.21	28.96	
24330- 1000- 52315- 1010- 512001- 1411- 00000	Disability	53.00	53.00	127.19	5.53	79.72-	
24330- 1000- 52500- 1010- 512001- 1411- 00000	UnemploymntComp	120.00	120.00	50.25		69.75	
24330- 1000- 52500- 2000- 512001- 1412- 00000	UnemploymntComp	65.00	65.00	8.98		56.02	
24330- 1000- 52710- 1010- 512001- 1411- 00000	WorkersCompPrem	1,047.00	1,047.00		1,597.00	550.00-	
24330- 1000- 52710- 2000- 512001- 1412- 00000	WorkersCompPrem	490.00	490.00		411.00	79.00	
24330- 1000- 52720- 1010- 512001- 1411- 00000	WorkrsCompERFee	12.00	12.00	4.64		7.36	
24330- 1000- 52720- 2000- 512001- 1412- 00000	WorkrsCompERFee	7.00	7.00	.88		6.12	
24330- 1000- 56113- 1010- 512001- 0000- 00000	Software				5,250.00	5,250.00-	
Total for Func 1000 and Expense accounts		169,241.00	169,241.00	57,854.32	9,770.59	101,616.09	
Funds 24330 - ESSER III, Func 2100 - SuppSvcsStudnts							
24330- 2100- 51100- 0000- 512001- 1214- 00000	SalariesExpense,Couns-Soc	50,080.00	50,080.00	47,831.72	2,079.64	168.64	
24330- 2100- 52111- 0000- 512001- 1214- 00000	EducRetirement	9,090.00	9,090.00	8,681.35	377.45	31.20	
24330- 2100- 52112- 0000- 512001- 1214- 00000	ERARetireeHlth	1,002.00	1,002.00	956.57	41.59	3.84	
24330- 2100- 52210- 0000- 512001- 1214- 00000	FICA Payments	3,105.00	3,105.00	2,865.34	124.58	115.08	
24330- 2100- 52220- 0000- 512001- 1214- 00000	MedicarePaymnts	727.00	727.00	670.22	29.14	27.64	
24330- 2100- 52311- 0000- 512001- 1214- 00000	Hth&MedPremiums	3,572.00	3,572.00	3,642.05	158.35	228.40-	
24330- 2100- 52312- 0000- 512001- 1214- 00000	Life	23.00	23.00	23.00	1.00	1.00-	
24330- 2100- 52313- 0000- 512001- 1214- 00000	Dental	85.00	85.00	87.40	3.80	6.20-	
24330- 2100- 52314- 0000- 512001- 1214- 00000	Vision	37.00	37.00	38.18	1.66	2.84-	

Selection Grouped by Account Type, Filtered by User Permissions, (Org = 120, Online/Offline = N, Period = 2, UnPosted JEs? = N, Assets and Liabilities? = N, Restricted Accts? = Y, Objct = 5, Obj Digits = 0, Page Break Lvl =)

Balances through 08/31/2023						Fiscal Year 2023/24
Funds - Func - Obj ct - Pr gm - Locat n - Jb Cl - Opt nl	Description	Adopted Budget	Revised Budget	Encumbered	Expenditure	Account Balance
Funds 24330 - ESSER III, Func 2100 - SuppSvcsStudnts (continued)						
24330-2100-52500-0000-512001-1214-00000	UnemploymentComp	70.00	70.00	71.61		1.61-
24330-2100-52710-0000-512001-1214-00000	WorkersCompPrem	583.00	583.00		508.00	75.00
24330-2100-52720-0000-512001-1214-00000	WorkrsCompERFee	7.00	7.00	6.96		.04
Total for Func 2100 and Expense accounts		68,381.00	68,381.00	64,874.40	3,325.21	181.39
Funds 24330 - ESSER III, Func 2600 - Op&MaintofPlant						
24330-2600-54416-0000-512001-0000-00000	CommunicatnSvcs				40.01	40.01-
Total for Func 2600 and Expense accounts		.00	.00	.00	40.01	40.01-
Total for Funds 24330		237,622.00	237,622.00	122,728.72	13,135.81	101,757.47
Funds 24346 - IDEA-ARP, Func 1000 - Instruction						
24346-1000-51100-2000-512001-1412-00000	SalariesExpense,Teachers			39,675.00	1,725.00	41,400.00-
24346-1000-52111-2000-512001-1412-00000	EducRetirement			7,201.07	313.09	7,514.16-
24346-1000-52112-2000-512001-1412-00000	ERARetireeHlth			793.50	34.50	828.00-
24346-1000-52210-2000-512001-1412-00000	FICA Payments			2,279.07	106.95	2,386.02-
24346-1000-52220-2000-512001-1412-00000	MedicarePaymnts			533.14	25.02	558.16-
24346-1000-52311-2000-512001-1412-00000	Hth&MedPremiums			6,586.05		6,586.05-
24346-1000-52312-2000-512001-1412-00000	Life			15.18	.66	15.84-
24346-1000-52313-2000-512001-1412-00000	Dental			218.96		218.96-
24346-1000-52500-2000-512001-1412-00000	UnemploymentComp			93.74	5.70	99.44-
24346-1000-52720-2000-512001-1412-00000	WorkrsCompERFee			4.60		4.60-
Total for Funds 24346, Func 1000 and Expense accounts		.00	.00	57,400.31	2,210.92	59,611.23-
Funds 24349 - ARP Preschool, Func 1000 - Instruction						
24349-1000-51100-2000-512001-1412-00000	SalariesExpense,Teachers	1,034.00	1,034.00			1,034.00
Total for Funds 24349, Func 1000 and Expense accounts		1,034.00	1,034.00	.00	.00	1,034.00
Funds 26207 - CNM Foundation, Func 1000 - Instruction						
26207-1000-56118-1010-512001-0000-00000	GenSuppliesMats	574.00	574.00			574.00
Total for Funds 26207, Func 1000 and Expense accounts		574.00	574.00	.00	.00	574.00
Funds 27107 - 2012GOBondSB66, Func 2200 - Suppt Svcs Inst						
27107-2200-56114-0000-512001-0000-00000	LibraryAudioVis	2,873.00	2,873.00			2,873.00
Total for Funds 27107, Func 2200 and Expense accounts		2,873.00	2,873.00	.00	.00	2,873.00
Funds 27109 - IM-GAA of 2019, Func 1000 - Instruction						
27109-1000-56107-1010-512001-0000-00000	InsMatCR50%Txbk	3,538.00	3,538.00			3,538.00
Total for Funds 27109, Func 1000 and Expense accounts		3,538.00	3,538.00	.00	.00	3,538.00
Funds 27407 - FII, Func 1000 - Instruction						
27407-1000-51100-1010-512001-1411-00000	SalariesExpense,Teachers			47,360.91	2,059.17	49,420.08-

Selection Grouped by Account Type, Filtered by User Permissions, (Org = 120, Online/Offline = N, Period = 2, UnPosted JEs? = N, Assets and Liabilities? = N, Restricted Accts? = Y, Objct = 5, Obj Digits = 0, Page Break Lvl =)

Balances through 08/31/2023						Fiscal Year 2023/24
Funds- Func- Obj ct - Pr gm- Locat n- JbCl - Opt nl	Description	Adopted Budget	Revised Budget	Encumbered	Expenditure	Account Balance
Funds 27407 - FII, Func 1000 - Instruction (continued)						
27407- 1000- 51100- 1010- 512001- 1711- 00000	SalariesExpense,InstAsst1	9,818.00	9,818.00	30,870.60	1,342.20	22,394.80-
27407- 1000- 52111- 1010- 512001- 1411- 00000	EducRetirement			8,596.02	373.74	8,969.76-
27407- 1000- 52111- 1010- 512001- 1711- 00000	EducRetirement	1,782.00	1,782.00	5,603.03	243.61	4,064.64-
27407- 1000- 52112- 1010- 512001- 1411- 00000	ERARetireeHlth			947.14	41.18	988.32-
27407- 1000- 52112- 1010- 512001- 1711- 00000	ERARetireeHlth	197.00	197.00	617.32	26.84	447.16-
27407- 1000- 52210- 1010- 512001- 1411- 00000	FICA Payments			2,858.90	124.30	2,983.20-
27407- 1000- 52210- 1010- 512001- 1711- 00000	FICA Payments	371.00	371.00	1,800.44	83.22	1,512.66-
27407- 1000- 52220- 1010- 512001- 1411- 00000	MedicarePaymnts			668.61	29.07	697.68-
27407- 1000- 52220- 1010- 512001- 1711- 00000	MedicarePaymnts	143.00	143.00	421.13	19.46	297.59-
27407- 1000- 52311- 1010- 512001- 1411- 00000	Hth&MedPremiums			2,718.60	118.20	2,836.80-
27407- 1000- 52311- 1010- 512001- 1711- 00000	Hth&MedPremiums	1,827.00	1,827.00	7,322.05		5,495.05-
27407- 1000- 52312- 1010- 512001- 1411- 00000	Life			21.16	.92	22.08-
27407- 1000- 52312- 1010- 512001- 1711- 00000	Life	9.00	9.00	28.06	1.22	20.28-
27407- 1000- 52313- 1010- 512001- 1411- 00000	Dental			161.23	7.01	168.24-
27407- 1000- 52314- 1010- 512001- 1411- 00000	Vision			35.19	1.53	36.72-
27407- 1000- 52315- 1010- 512001- 1711- 00000	Disability	42.00	42.00	12.46		29.54
27407- 1000- 52500- 1010- 512001- 1411- 00000	UnemploymntComp			65.15		65.15-
27407- 1000- 52500- 1010- 512001- 1711- 00000	UnemploymntComp	26.00	26.00	101.89	4.43	80.32-
27407- 1000- 52710- 1010- 512001- 1711- 00000	WorkersCompPrem	163.00	163.00		211.00	48.00-
27407- 1000- 52720- 1010- 512001- 1411- 00000	WorkrsCompERFee			6.44		6.44-
27407- 1000- 52720- 1010- 512001- 1711- 00000	WorkrsCompERFee	3.00	3.00	8.52		5.52-
Total for Func 1000 and Expense accounts		14,381.00	14,381.00	110,224.85	4,687.10	100,530.95-
Funds 27407 - FII, Func 2100 - SuppSvcsStudnts						
27407- 2100- 51100- 0000- 512001- 1214- 00000	SalariesExpense,Couns-Soc	69,600.00	69,600.00			69,600.00
27407- 2100- 52111- 0000- 512001- 1214- 00000	EducRetirement	12,633.00	12,633.00			12,633.00
27407- 2100- 52112- 0000- 512001- 1214- 00000	ERARetireeHlth	1,392.00	1,392.00			1,392.00
27407- 2100- 52210- 0000- 512001- 1214- 00000	FICA Payments	4,316.00	4,316.00			4,316.00
27407- 2100- 52220- 0000- 512001- 1214- 00000	MedicarePaymnts	1,010.00	1,010.00			1,010.00
27407- 2100- 52311- 0000- 512001- 1214- 00000	Hth&MedPremiums	7,751.00	7,751.00			7,751.00
27407- 2100- 52312- 0000- 512001- 1214- 00000	Life	32.00	32.00			32.00
27407- 2100- 52313- 0000- 512001- 1214- 00000	Dental	121.00	121.00			121.00
27407- 2100- 52314- 0000- 512001- 1214- 00000	Vision	53.00	53.00			53.00
27407- 2100- 52315- 0000- 512001- 1214- 00000	Disability	262.00	262.00			262.00
27407- 2100- 52500- 0000- 512001- 1214- 00000	UnemploymntComp	100.00	100.00			100.00
27407- 2100- 52710- 0000- 512001- 1214- 00000	WorkersCompPrem	817.00	817.00		817.00	
27407- 2100- 52720- 0000- 512001- 1214- 00000	WorkrsCompERFee	10.00	10.00			10.00

Selection Grouped by Account Type, Filtered by User Permissions, (Org = 120, Online/Offline = N, Period = 2, UnPosted JEs? = N, Assets and Liabilities? = N, Restricted Accts? = Y, Objct = 5, Obj Digits = 0, Page Break Lvl =)

Balances through 08/31/2023

Fiscal Year 2023/24

Funds- Func- Obj ct - Pr gm- Locat n- Jb Cl - Opt nl	Description	Adopted Budget	Revised Budget	Encumbered	Expenditure	Account Balance
Total for Func 2100 and Expense accounts		98,097.00	98,097.00	.00	817.00	97,280.00
Total for Funds 27407		112,478.00	112,478.00	110,224.85	5,504.10	3,250.95-
Funds 27502 - Next Gen CTE, Func 1000 - Instruction						
27502- 1000- 51100- 1010- 512001- 1411- 00000	SalariesExpense, Teachers	38,715.00	38,715.00			38,715.00
27502- 1000- 51300- 1010- 512001- 1411- 00000	AddtnlCompenstn, Teachers	1,000.00	1,000.00			1,000.00
27502- 1000- 52111- 1010- 512001- 1411- 00000	EducRetirement	7,806.00	7,806.00			7,806.00
27502- 1000- 52112- 1010- 512001- 1411- 00000	ERARetireeHlth	795.00	795.00			795.00
27502- 1000- 52210- 1010- 512001- 1411- 00000	FICA Payments	2,470.00	2,470.00			2,470.00
27502- 1000- 52220- 1010- 512001- 1411- 00000	MedicarePaymnts	577.00	577.00			577.00
27502- 1000- 52311- 1010- 512001- 1411- 00000	Hth&MedPremiums	5,065.00	5,065.00			5,065.00
27502- 1000- 52312- 1010- 512001- 1411- 00000	Life	19.00	19.00			19.00
27502- 1000- 52313- 1010- 512001- 1411- 00000	Dental	184.00	184.00			184.00
27502- 1000- 52314- 1010- 512001- 1411- 00000	Vision	62.00	62.00			62.00
27502- 1000- 52315- 1010- 512001- 1411- 00000	Disability	163.00	163.00			163.00
27502- 1000- 52500- 1010- 512001- 1411- 00000	UnemploymntComp	56.00	56.00			56.00
27502- 1000- 52710- 1010- 512001- 1411- 00000	WorkersCompPrem	367.00	367.00		367.00	
27502- 1000- 52720- 1010- 512001- 1411- 00000	WorkrsCompERFee	6.00	6.00			6.00
Total for Funds 27502, Func 1000 and Expense accounts		57,285.00	57,285.00	.00	367.00	56,918.00

Funds 27901 - Indian Ed Act, Func 1000 - Instruction						
27901- 1000- 51100- 1010- 512001- 1411- 00000	SalariesExpense, Teachers	39,536.00	39,536.00			39,536.00
27901- 1000- 51300- 1010- 512001- 1411- 00000	AddtnlCompenstn, Teachers			6,562.50	312.50	6,875.00-
27901- 1000- 51300- 1010- 512001- 1711- 00000	AddtnlCompenstn, InstAsst1			1,437.50	62.50	1,500.00-
27901- 1000- 52111- 1010- 512001- 1411- 00000	EducRetirement	7,176.00	7,176.00	1,191.12	56.72	5,928.16
27901- 1000- 52111- 1010- 512001- 1711- 00000	EducRetirement			260.82	11.34	272.16-
27901- 1000- 52112- 1010- 512001- 1411- 00000	ERARetireeHlth	791.00	791.00	131.25	6.25	653.50
27901- 1000- 52112- 1010- 512001- 1711- 00000	ERARetireeHlth			28.75	1.25	30.00-
27901- 1000- 52210- 1010- 512001- 1411- 00000	FICA Payments	2,452.00	2,452.00	406.98	19.38	2,025.64
27901- 1000- 52210- 1010- 512001- 1711- 00000	FICA Payments			89.01	3.87	92.88-
27901- 1000- 52220- 1010- 512001- 1411- 00000	MedicarePaymnts	574.00	574.00	95.13	4.53	474.34
27901- 1000- 52220- 1010- 512001- 1711- 00000	MedicarePaymnts			20.93	.91	21.84-
27901- 1000- 52311- 1010- 512001- 1411- 00000	Hth&MedPremiums	2,889.00	2,889.00			2,889.00
27901- 1000- 52312- 1010- 512001- 1411- 00000	Life	23.00	23.00			23.00
27901- 1000- 52313- 1010- 512001- 1411- 00000	Dental	169.00	169.00			169.00
27901- 1000- 52314- 1010- 512001- 1411- 00000	Vision	37.00	37.00			37.00
27901- 1000- 52500- 1010- 512001- 1411- 00000	UnemploymntComp	70.00	70.00	8.13		61.87
27901- 1000- 52500- 1010- 512001- 1711- 00000	UnemploymntComp			3.18	.21	3.39-

Selection Grouped by Account Type, Filtered by User Permissions, (Org = 120, Online/Offline = N, Period = 2, UnPosted JEs? = N, Assets and Liabilities? = N, Restricted Accts? = Y, Objct = 5, Obj Digits = 0, Page Break Lvl =)



Balances through 08/31/2023						Fiscal Year 2023/24	
Funds- Func- Obj ct - Pr gm- Locat n- JbCl - Opt nl	Description	Adopted Budget	Revised Budget	Encumbered	Expenditure	Account Balance	
Funds 27901 - Indian Ed Act, Func 1000 - Instruction (continued)							
27901- 1000- 52710- 1010- 512001- 1411- 00000	WorkersCompPrem	802.00	802.00			802.00	
27901- 1000- 52720- 1010- 512001- 1411- 00000	WorkrsCompERFee	7.00	7.00			7.00	
Total for Funds 27901, Func 1000 and Expense accounts		54,526.00	54,526.00	10,235.30	479.46	43,811.24	
Funds 28211 - Covid-19 Test., Func 2100 - SuppSvcsStudnts							
28211- 2100- 56118- 0000- 512001- 0000- 00000	GenSuppliesMats	19,584.00	19,584.00			19,584.00	
Total for Funds 28211, Func 2100 and Expense accounts		19,584.00	19,584.00	.00	.00	19,584.00	
Funds 29102 - PrivDirGrntsCat, Func 1000 - Instruction							
29102- 1000- 56118- 1010- 512001- 0000- 00000	GenSuppliesMats	168.00	168.00			168.00	
Total for Funds 29102, Func 1000 and Expense accounts		168.00	168.00	.00	.00	168.00	
Funds 31400 - SpcCapOutlaySt, Func 4000 - Capital Outlay							
31400- 4000- 53414- 0000- 512001- 0000- 00000	OthProfTechSvcs	95,000.00	95,000.00			95,000.00	
31400- 4000- 56119- 0000- 512001- 0000- 00000	SupplAssets<\$5k	182,417.00	182,417.00	8,720.09		173,696.91	
Total for Funds 31400, Func 4000 and Expense accounts		277,417.00	277,417.00	8,720.09	.00	268,696.91	
Funds 31600 - CapImprvmtsHB33, Func 2300 - SupptSvcs-Admin							
31600- 2300- 53712- 0000- 512001- 0000- 00000	CityTaxCollCost	4,600.00	4,600.00		36.74	4,563.26	
Total for Func 2300 and Expense accounts		4,600.00	4,600.00	.00	36.74	4,563.26	
Funds 31600 - CapImprvmtsHB33, Func 4000 - Capital Outlay							
31600- 4000- 54312- 0000- 512001- 0000- 00000	MntRepBlgsGrnds	284,360.00	284,360.00			284,360.00	
31600- 4000- 54640- 0000- 512001- 0000- 00000	RentalLease2Pur	17,209.00	17,209.00			17,209.00	
Total for Func 4000 and Expense accounts		301,569.00	301,569.00	.00	.00	301,569.00	
Total for Funds 31600		306,169.00	306,169.00	.00	36.74	306,132.26	
Funds 31700 - CapImprvmtsSB-9, Func 1000 - Instruction							
31700- 1000- 53400- 0000- 512001- 0000- 00000	OtherProfSvcs			2,401.79		2,401.79-	
31700- 1000- 56119- 0000- 512001- 0000- 00000	SupplAssets<\$5k			14,666.40		14,666.40-	
Total for Func 1000 and Expense accounts		.00	.00	17,068.19	.00	17,068.19-	
Funds 31700 - CapImprvmtsSB-9, Func 4000 - Capital Outlay							
31700- 4000- 54315- 0000- 512001- 0000- 00000	MntRepBlgsGrdEq	6,059.00	6,059.00			6,059.00	
Total for Func 4000 and Expense accounts		6,059.00	6,059.00	.00	.00	6,059.00	
Total for Funds 31700		6,059.00	6,059.00	17,068.19	.00	11,009.19-	
Funds 31701 - CapImprvsSB9Loc, Func 2300 - SupptSvcs-Admin							
31701- 2300- 53712- 0000- 512001- 0000- 00000	CityTaxCollCost	9,422.00	9,422.00		18.53	9,403.47	
Total for Func 2300 and Expense accounts		9,422.00	9,422.00	.00	18.53	9,403.47	
Funds 31701 - CapImprvsSB9Loc, Func 4000 - Capital Outlay							

Selection Grouped by Account Type, Filtered by User Permissions, (Org = 120, Online/Offline = N, Period = 2, UnPosted JEs? = N, Assets and Liabilities? = N, Restricted Accts? = Y, Obj Digits = 0, Page Break Lvl =)

Balances through 08/31/2023					Fiscal Year 2023/24	
Funds- Func- Obj ct - Pr gm- Locat n- JbCl - Opt nl	Description	Adopted Budget	Revised Budget	Encumbered	Expenditure	Account Balance
Funds 31701 - CapImprvsSB9Loc, Func 4000 - Capital Outlay						
31701- 4000- 54315- 0000- 512001- 0000- 00000	MntRepBlgsGrdEq	538,686.00	538,686.00			538,686.00
31701- 4000- 54640- 0000- 512001- 0000- 00000	RentalLease2Pur	80,000.00	80,000.00			80,000.00
	Total for Func 4000 and Expense accounts	618,686.00	618,686.00	.00	.00	618,686.00
	Total for Funds 31701	628,108.00	628,108.00	.00	18.53	628,089.47
	Total for Org 120 - Cesar Chavez Community	5,529,206.00	5,529,206.00	3,050,834.57	277,414.89	2,200,956.54

Statement Date 08/31/2023

Cash Object 11011

Status Posted

Journal Entry #

Bank Statement Ending Balance	2,269,605.10	Service Charge	0.00
Less: Uncleared Payments	8,776.04	Interest Earned	0.00
Add: Uncleared Deposits	0.00		
Add: Uncleared Other	0.00	Cleared Payments	211,397.08
Adjusted Bank Balance	2,260,829.06	Cleared Deposits	199,907.28
System Cash Balance	2,260,829.06	Cleared Other	0.00
Add: Unposted Charges and Interest	0.00		
Revised System Cash Balance	2,260,829.06	Submitted By	JYAMAT, 09/21/2023
Difference	0.00	Posted By	KSHELTON, 09/21/2023

Uncleared Payments

Issued	Check #	Check Amount	Pay To Name	Vendor ID	Emp ID	Bank Acct
06/29/22	13311	188.25	NM PED - Finance & Operations	001520		120MAIN
10/14/22	13460	10.00	Brown, Robin	010120		120MAIN
12/02/22	13545	650.55	Century Link	001355		120MAIN
05/19/23	13861	15.00	Montoya, Monique	001596		120MAIN
08/16/23	14000	2,324.70	Zoom Video Communicatons, Inc	010145		120MAIN
08/25/23	14005	2,500.40	Ashley Kruger		000195	120MAIN
08/25/23	14010	1,592.22	AJF Enterprise Inc	010154		120MAIN
08/25/23	14012	599.00	IXL Learning	IXL		120MAIN
08/25/23	14013	863.50	Johnson Controls Inc	010111		120MAIN
08/25/23	14014	32.42	New Mexico Gas Company	001288		120MAIN
		8,776.04				

Cleared Payments

Issued	Check #	Check Amount	Cleared Amount	Difference	Cleared	Pay To Name	Vendor ID	Emp ID	Bank Acct
05/12/23	13834	401.38	401.38		08/31/23	Arness, Tani	000696		120MAIN
07/19/23	13953	1,206.80	1,206.80		08/31/23	Charter School Nursing	000847		120MAIN
07/26/23	13964	5,250.00	5,250.00		08/31/23	Houghton Mifflin Harcourt Publishing Com	000419		120MAIN
07/27/23	13967	1,011.63	1,011.63		08/31/23	AJF Enterprise Inc	010154		120MAIN
07/27/23	13968	549.23	549.23		08/31/23	Arness, Tani	000696		120MAIN
08/03/23	13973	11.13	11.13		08/31/23	ABCWUA	001289		120MAIN
08/03/23	13974	355.99	355.99		08/31/23	ADT Commercial LLC	000534		120MAIN
08/03/23	13975	14,740.16	14,740.16		08/31/23	Arness, Tani	000696		120MAIN
08/03/23	13976	1,310.44	1,310.44		08/31/23	EM3 Networks, LLC	010028		120MAIN
08/03/23	13977	200.00	200.00		08/31/23	Katelyn Sordia	010197		120MAIN
08/03/23	13978	947.10	947.10		08/31/23	LaBarge Landscape	010003		120MAIN
08/03/23	13979	3,050.00	3,050.00		08/31/23	PATHS Program LLC	EMOZI		120MAIN

Selection Grouped by Org, Cash Object, Statement Date - Sorted by Item date, Item #, (Org = 120, Cash Object IN ('11011'), Bank Statement Date = 8/31/2023, Uncleared Only? = No)



Statement Date 08/31/2023

Cash Object 11011

Status Posted

Journal Entry #

Cleared Payments (continued)

Issued	Check #	Check Amount	Cleared Amount	Difference	Cleared	Pay To Name	Vendor ID	Emp ID	Bank Acct
08/03/23	13980	206.76	206.76		08/31/23	Sam's Club & Wal-mart	000935		120MAIN
08/03/23	13981	3,340.23	3,340.23		08/31/23	Wells Fargo Financial Leasing	000647		120MAIN
08/03/23	14051	18,371.84	18,371.84		08/31/23	NMPSIA	900001		120MAIN
08/10/23	13941	7,245.46	7,245.46		08/31/23	EFTPS	900004		120MAIN
08/10/23	13982	3,975.10	3,975.10		08/31/23	EFTPS	900004		120MAIN
08/10/23	13983	346.04	346.04		08/31/23	ABCWUA	001289		120MAIN
08/10/23	13984	102.42	102.42		08/31/23	Century Link	001355		120MAIN
08/10/23	13985	116.04	116.04		08/31/23	Century Link	001355		120MAIN
08/10/23	13986	634.44	634.44		08/31/23	Century Link	001355		120MAIN
08/10/23	13987	311.15	311.15		08/31/23	Dions	001411		120MAIN
08/10/23	13988	518.96	518.96		08/31/23	NM RHC	900006		120MAIN
08/10/23	13989	2,150.35	2,150.35		08/31/23	Renaissance Learning, Inc.	000826		120MAIN
08/10/23	13990	627.45	627.45		08/31/23	SG Consulting Services, LLC	001409		120MAIN
08/10/23	13991	50.00	50.00		08/31/23	TSA Consulting Group, Inc.	001363		120MAIN
08/10/23	Batch 08/10/2023	34,092.35	34,092.35		08/31/23				120MAIN
08/14/23	13992	4,990.66	4,990.66		08/31/23	NM Educational RetirementBoard	900005		120MAIN
08/16/23	13993	2,551.64	2,551.64		08/31/23	AJF Enterprise Inc	010154		120MAIN
08/16/23	13994	807.19	807.19		08/31/23	Charter School Nursing	000847		120MAIN
08/16/23	13995	2,690.63	2,690.63		08/31/23	DMH Law LLC	010169		120MAIN
08/16/23	13996	9,997.14	9,997.14		08/31/23	Dry Fly Enterprises, Inc	010170		120MAIN
08/16/23	13997	252.00	252.00		08/31/23	Katelyn Siordia	010197		120MAIN
08/16/23	13998	1,225.05	1,225.05		08/31/23	Panoptic Clean LLC	010195		120MAIN
08/16/23	13999	500.00	500.00		08/31/23	Pitney Bowes	000762		120MAIN
08/18/23	14001	400.00	400.00		08/31/23	EPARS TSA Consulting Group Inc	901000		120MAIN
08/18/23	14002	2,932.25	2,932.25		08/31/23	NM Taxation/Revenue Department	900003		120MAIN
08/25/23	14003	1,270.93	1,270.93		08/31/23	Kyle Betenbough		000171	120MAIN
08/25/23	14004	2,387.95	2,387.95		08/31/23	Heather B. Blair		000197	120MAIN
08/25/23	14006	1,061.64	1,061.64		08/31/23	Norma C. Lira-Perez		000180	120MAIN
08/25/23	14007	1,142.21	1,142.21		08/31/23	Evelyn Olmos		000196	120MAIN
08/25/23	14008	1,976.12	1,976.12		08/31/23	Brigid Smith		000198	120MAIN
08/25/23	14009	14,288.67	14,288.67		08/31/23	EFTPS	900004		120MAIN
08/25/23	14011	634.44	634.44		08/31/23	Century Link	001355		120MAIN
08/25/23	14015	3,226.21	3,226.21		08/31/23	PNM	000528		120MAIN
08/25/23	14016	272.71	272.71		08/31/23	Sam's Club & Wal-mart	000935		120MAIN
08/25/23	Batch 08/25/2023	33,768.66	33,768.66		08/31/23				120MAIN

Selection Grouped by Org, Cash Object, Statement Date - Sorted by Item date, Item #, (Org = 120, Cash Object IN ('11011'), Bank Statement Date = 8/31/2023, Uncleared Only? = No)



Statement Date 08/31/2023

Cash Object 11011

Status Posted

Journal Entry #

Cleared Payments (continued)

Issued	Check #	Check Amount	Cleared Amount	Difference	Cleared	Pay To Name	Vendor ID	Emp ID	Bank Acct
08/29/23	14017	23,898.53	23,898.53		08/31/23	NM Educational RetirementBoard	900005		120MAIN
		211,397.08	211,397.08						

Cleared Deposits

Deposited	Deposit #	Deposit Amount	Cleared Amount	Difference	Cleared	Bank Acct
08/01/23	Batch 08/01/2023	5,077.77	5,077.77		08/31/23	120MAIN
08/11/23	Batch 08/11/2023	193,451.58	193,451.58		08/31/23	120MAIN
08/15/23	Batch 08/15/2023	8.03	8.03		08/31/23	120MAIN
08/18/23	Batch 08/18/2023	15.82	15.82		08/31/23	120MAIN
08/21/23	Batch 08/21/2023	1,354.08	1,354.08		08/31/23	120MAIN
		199,907.28	199,907.28			

Analyzed Business Checking - PF

Account number: 2004444978 ■ August 1, 2023 - August 31, 2023 ■ Page 1 of 3

Page 47 of 48

WELLS
FARGO

CEASAR CHAVEZ COMMUNITY SCHOOL
OPERATING ACCOUNT
1325 PALOMAS DR SE
ALBUQUERQUE NM 87108-4718

Questions?

Call your Customer Service Officer or Client Services
1-800-AT WELLS (1-800-289-3557)
5:00 AM TO 6:00 PM Pacific Time Monday - Friday

Online: [wellsfargo.com](https://www.wellsfargo.com)

Write: Wells Fargo Bank, N.A. (585)
P.O. Box 6995
Portland, OR 97228-6995

Account summary

Analyzed Business Checking - PF

<i>Account number</i>	<i>Beginning balance</i>	<i>Total credits</i>	<i>Total debits</i>	<i>Ending balance</i>
2004444978	\$2,281,094.90	\$199,907.28	-\$211,397.08	\$2,269,605.10

Credits

Deposits

<i>Effective date</i>	<i>Posted date</i>	<i>Amount</i>	<i>Transaction detail</i>
	08/01	9.03	Deposit
	08/01	818.56	Deposit
		\$827.59	Total deposits

Electronic deposits/bank credits

<i>Effective date</i>	<i>Posted date</i>	<i>Amount</i>	<i>Transaction detail</i>
	08/01	2,060.05	State of NEW Mex Vndr Pymt Nmap0001745723 USDA May 2023 USDA May 2023
	08/01	2,190.13	State of NEW Mex Vndr Pymt Nmap0001745441 USDA April 2023 USDA April 2023
	08/11	193,451.58	State of NEW Mex Vndr Pymt Nmap0001755137 11000 Seg August 2023 11000 Seg August 2023
	08/15	8.03	Sandoval County ACH Paymen 1098983 July 2023 Distribution Sb-9
	08/18	15.82	Sandoval County ACH Paymen 1102719 July 2023 Distribution Hb-3
	08/21	1,354.08	Bernalillo Count Distr_Pymt Cesar Chavez Community
		\$199,079.69	Total electronic deposits/bank credits
		\$199,907.28	Total credits



Debits

Electronic debits/bank debits

<i>Effective date</i>	<i>Posted date</i>	<i>Amount</i>	<i>Transaction detail</i>
08/03		18,371.84	WT Seq451574 State of NEW Mexico, Pu /Bnf=State of NEW Mexico, Public Schools Insuran Srf# Gw0000060176370 Trn#230803451574 Rfb# 557
08/07		11.13 <	Business to Business ACH Debit - Abcwua Water Aut Web Pay 230804 1578579560 Cesar Chavez Community
08/07		206.76 <	Business to Business ACH Debit - Sams Club SynCb Sams Epay 080423 2486032797 6046002049473324
08/08		518.96	WT Seq454526 State of NEW Mexico, NE /Bnf=State of NEW Mexico, NEW Mexico Retiree Hea Srf# Gw0000060277655 Trn#230808454526 Rfb# 558
08/08		3,340.23 <	Business to Business ACH Debit - Wells Fargo Bank Loan Lease 230804 000000013778782 Cesar Chavez Community
08/09		11,373.29	ACH Prep Origintn - Cesar Chavez Com - File 1200948759 Coid 1200948759
08/09		22,719.06	ACH Prep Origintn - Cesar Chavez Com - File 1200948759 Coid 1200948759
08/09		1,310.44	Em3Networksllc Webpayment 230808 School
08/10		3,975.10 <	Business to Business ACH Debit - IRS Usatxpymt 081023 270362212574570 Cesar Chavez Community
08/10		7,245.46 <	Business to Business ACH Debit - IRS Usatxpymt 081023 270362223090731 Cesar Chavez Community
08/14		19.11 <	Business to Business ACH Debit - Abcwua Water Aut Web Pay 230811 5054939560 Cesar Chavez Community
08/14		102.42 <	Business to Business ACH Debit - Centurylink Auto Pay 14639903354 x
08/14		116.04 <	Business to Business ACH Debit - Centurylink Auto Pay 14639903450 x
08/14		326.93 <	Business to Business ACH Debit - Abcwua Water Aut Web Pay 230811 5154939560 Cesar Chavez Community
08/15		4,990.66 <	Business to Business ACH Debit - Nmerb Web Pay 230814 02336 Cesar Chavez Community
08/18		200.00	WT Seq457116 U.S. Omni & Tsacg Compl /Bnf=U.S. Omni & Tsacg Compliance Services, Inc. Srf# Epars - 2023 07 Trn#230818457116 Rfb# 560
08/18		200.00	WT Seq457077 U.S. Omni & Tsacg Compl /Bnf=U.S. Omni & Tsacg Compliance Services, Inc. Srf# 2023 06 Trn#230818457077 Rfb# 559
08/21		500.00 <	Business to Business ACH Debit - Pitney Purchase Direct Deb 230818 Pbpurchaspwr Kate Shelton
08/21		2,932.25 <	Business to Business ACH Debit - Tax_Rev_Wwt_Ecks Trd Pmnt 230818 1418961536 Cesar Chavez Community
08/24		33,768.66	ACH Prep Origintn - Cesar Chavez Com - File 1200948759 Coid 1200948759
08/25		14,288.67 <	Business to Business ACH Debit - IRS Usatxpymt 082523 270363782186857 Cesar Chavez Community
08/28		272.71 <	Business to Business ACH Debit - Sams Club SynCb Sams Epay 082523 2504021914 6046002049473324
08/29		634.44 <	Business to Business ACH Debit - Level 3 Communic Auto Pay 230828 14642719801 x
08/29		3,226.21	PNM Web_Pay Aug 23 12169974082823 Cesar Chavez Community
08/30		23,898.53 <	Business to Business ACH Debit - Nmerb Web Pay 230829 02336 Cesar Chavez Community

\$154,548.90 Total electronic debits/bank debits

< Business to Business ACH: If this is a business account, this transaction has a return time frame of one business day from post date. This time frame does not apply to consumer accounts.

Checks paid

<i>Number</i>	<i>Amount</i>	<i>Date</i>	<i>Number</i>	<i>Amount</i>	<i>Date</i>	<i>Number</i>	<i>Amount</i>	<i>Date</i>
13834	401.38	08/09	13979	3,050.00	08/10	13996	9,997.14	08/23
13953*	1,206.80	08/01	13986*	634.44	08/21	13997	252.00	08/24
13964*	5,250.00	08/01	13987	311.15	08/25	13998	1,225.05	08/21
13967*	1,011.63	08/07	13989*	2,150.35	08/21	14003*	1,270.93	08/28
13968	549.23	08/01	13990	627.45	08/21	14004	2,387.95	08/29
13974*	355.99	08/14	13991	50.00	08/21	14006*	1,061.64	08/29
13975	14,740.16	08/10	13993*	2,551.64	08/28	14007	1,142.21	08/28
13977*	200.00	08/10	13994	807.19	08/22	14008	1,976.12	08/29
13978	947.10	08/23	13995	2,690.63	08/31			
			\$56,848.18	Total checks paid				

* Gap in check sequence.

 \$211,397.08 Total debits

Daily ledger balance summary

<i>Date</i>	<i>Balance</i>	<i>Date</i>	<i>Balance</i>	<i>Date</i>	<i>Balance</i>
07/31	2,281,094.90	08/11	2,384,142.78	08/24	2,325,317.93
08/01	2,279,166.64	08/14	2,383,222.29	08/25	2,310,718.11
08/03	2,260,794.80	08/15	2,378,239.66	08/28	2,305,480.62
08/07	2,259,565.28	08/18	2,377,855.48	08/29	2,296,194.26
08/08	2,255,706.09	08/21	2,371,090.02	08/30	2,272,295.73
08/09	2,219,901.92	08/22	2,370,282.83	08/31	2,269,605.10
08/10	2,190,691.20	08/23	2,359,338.59		
Average daily ledger balance		\$2,317,195.88			