

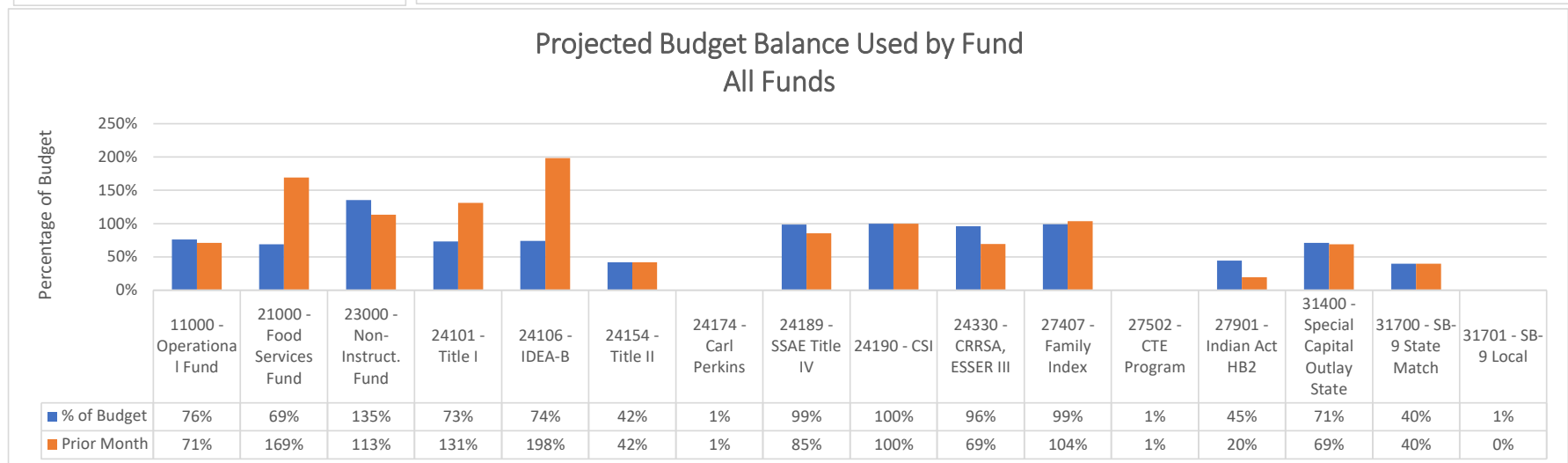
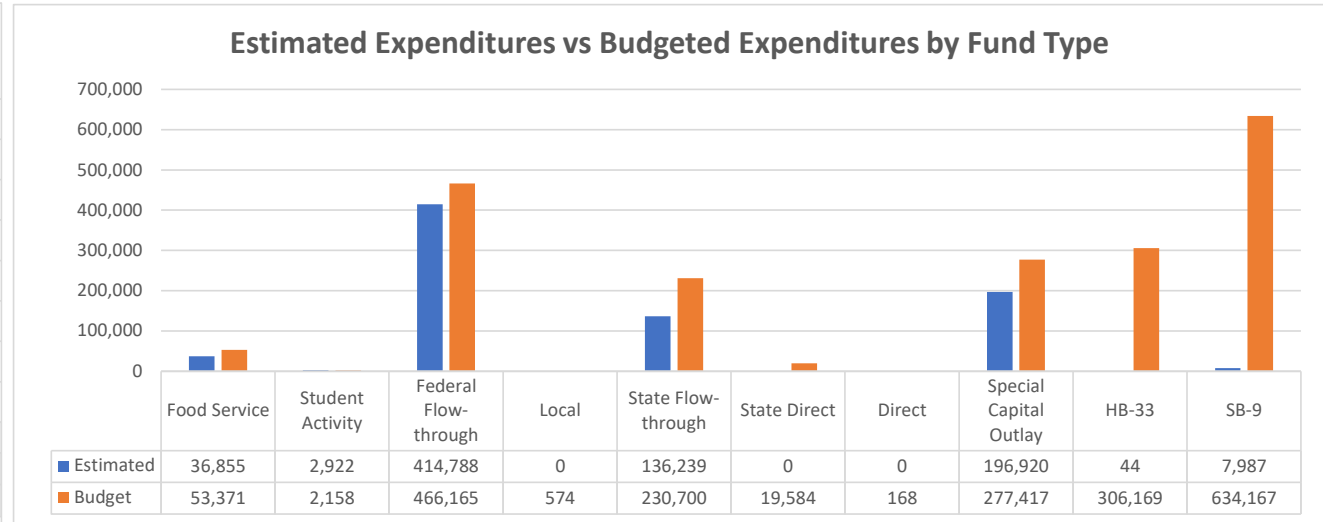
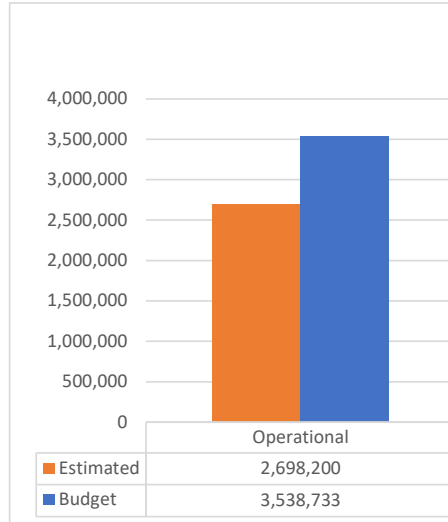
Cesar Chavez Community School
Financial Update
December 05, 2023

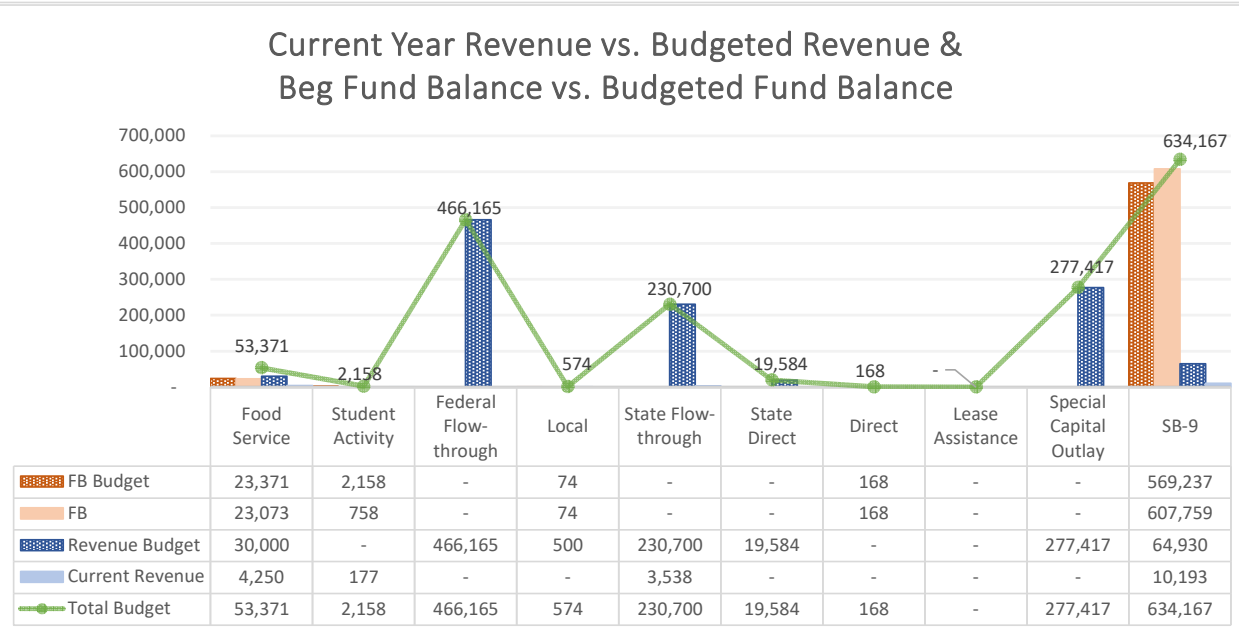
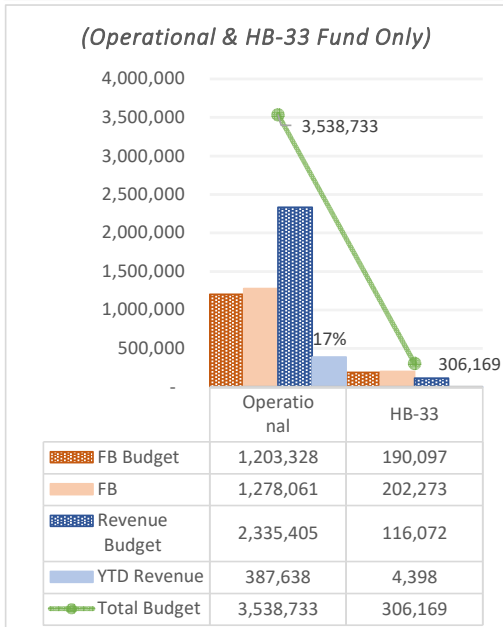
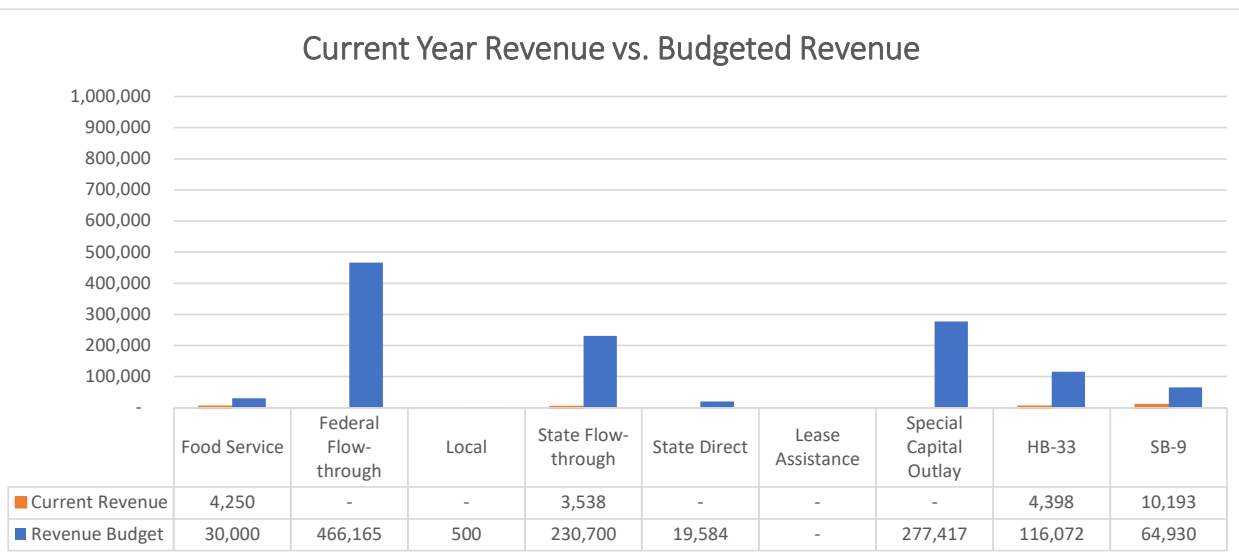
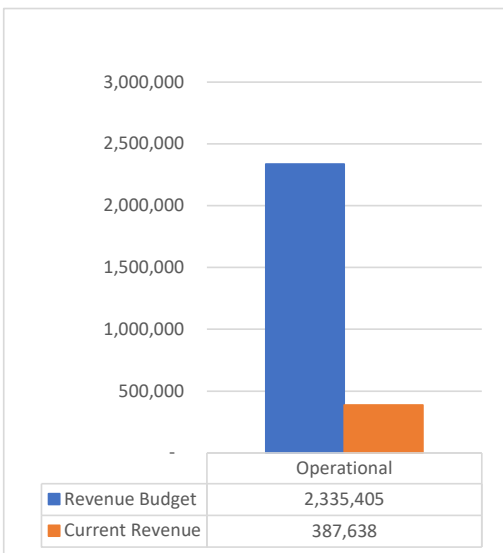
A.	<u>BARs</u>			
	<u>BAR #</u>	<u>Fund Description</u>	<u>Reason/Type</u>	<u>Amount</u>
	<u>1</u>	None		
B.	<u>Payroll & Accounts Payable Payment Vouchers</u>			
	<u>1</u>	October 2023		
C.	<u>Financial Statement Reports - as of June 30, 2023</u>			
	<u>1</u>	Financial Analysis		
	<u>2</u>	Bank Reconciliations		
D.	<u>Other</u>			

Cesar Chavez Community School

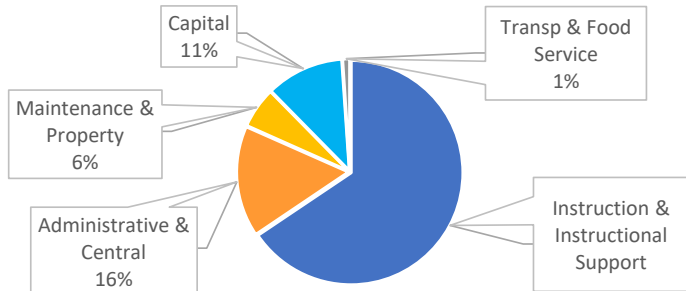
Expenditure Analytical Review

October 31, 2023

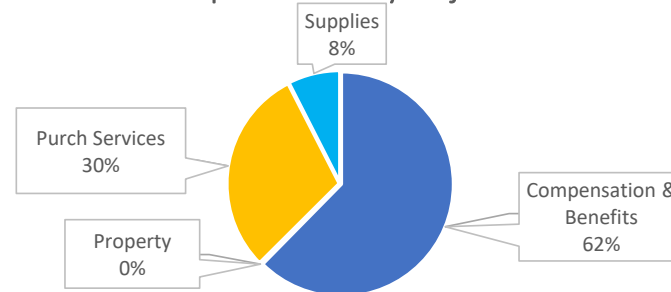




Estimated Expenditures by Function - All Funds



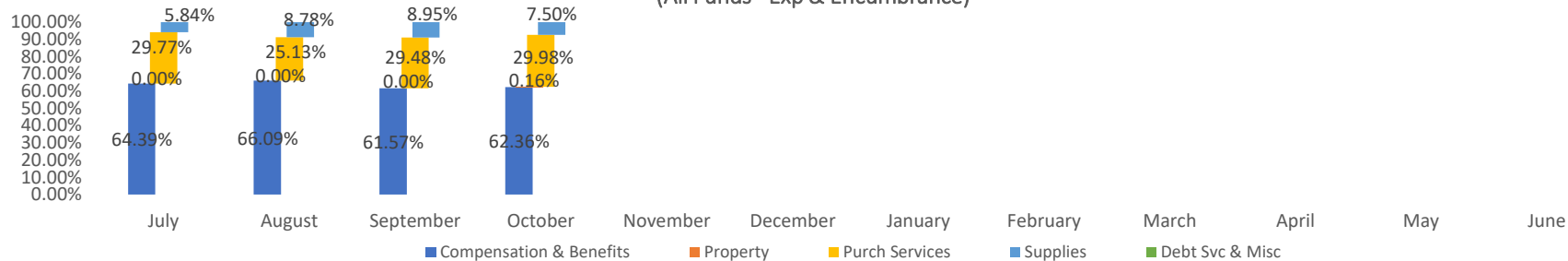
Estimated Expenditures by Object - All Funds



Function Code Change in Percentage by Month
(All Funds - Exp & Encumbrance)



Object Code Change in Percentage by Month
(All Funds - Exp & Encumbrance)



Checks Dated 10/01/2023 through 10/31/2023

Check Number	Check Date	Pay to the Order of	Check Amount
14065	10/02/2023	Cuara-Martinez, Karina S	91.56
14066	10/03/2023	Digital Wish	198.00
14067	10/05/2023	ABCWUA	11.13
14068	10/05/2023	ACES	11,076.41
14069	10/05/2023	AJF Enterprise Inc	1,592.22 *
	Reissued on 10/20/2023		
14070	10/05/2023	Amazon Capital Services, Inc	523.53
14071	10/05/2023	Bowers, Amy	141.50
14072	10/05/2023	Century Link	634.44
14073	10/05/2023	Charter School Nursing	2,583.00 *
	Reissued on 10/20/2023		
14074	10/05/2023	Crystal Springs Bottled Water	69.50
14075	10/05/2023	EM3 Networks, LLC	1,314.71
14076	10/05/2023	LaBarge Landscape	565.03
14077	10/05/2023	New Mexico Gas Company	32.94
14078	10/05/2023	PNM	2,871.09
14079	10/05/2023	Power school Group LLC	5,836.93 *
	Reissued on 10/20/2023		
14080	10/05/2023	TSA Consulting Group, Inc.	50.00 *
	Reissued on 10/20/2023		
14082	10/12/2023	NM Taxation/Revenue Department	4,264.97
14085	10/22/2023	EPARS TSA Consulting Group Inc	200.00
14087	10/10/2023	NM RHC	4,206.24
14088	10/13/2023	NM Educational RetirementBoard	40,450.01
14089	10/23/2023	ACES	3,780.00
14090	10/23/2023	Aguilar, Margaret	24.00
14091	10/23/2023	AJF Enterprise Inc	4,592.94
14092	10/23/2023	Amazon Capital Services, Inc	442.45
14093	10/23/2023	Charter School Nursing	2,583.00
14094	10/23/2023	Charter School Testing Svcs.	3,029.64
14095	10/23/2023	Dry Fly Enterprses, Inc	2,884.24
14096	10/23/2023	Ehlert, Karen	6,098.74 *
	Reissued on 11/14/2023		
14097	10/23/2023	Everett, Nathan	35.08
14098	10/23/2023	Follett Higher Edu. CNM Bookst ore # 402 MA 4026102	308.18
14099	10/23/2023	FundEd, L.L.C. / Getfunded	4,000.00
14100	10/23/2023	LaBarge Landscape	139.91
14101	10/23/2023	Language Tree Online, Inc	6,360.00
14102	10/23/2023	LSG and Associates Inc	1,947.50
14103	10/23/2023	Power school Group LLC	5,836.93
14104	10/23/2023	SG Consulting Services, LLC	627.45
14105	10/23/2023	TSA Consulting Group, Inc.	50.00
14108	10/24/2023	New Mexico Taxation and Revenue Department	98.90
14109	10/24/2023	NM Dept of Workforce Solutions	323.66
14110	10/25/2023	ADT Commercial LLC	1,034.97
14111	10/25/2023	Arness, Tani	242.16
14112	10/25/2023	Century Link	102.51
14113	10/25/2023	Century Link	119.38
14114	10/25/2023	Century Link	118.92

The preceding Checks have been issued in accordance with the District's Policy and authorization of the Board of Trustees. It is recommended that the preceding Checks be approved.



Page 1 of 2

Checks Dated 10/01/2023 through 10/31/2023

Check Number	Check Date	Pay to the Order of	Check Amount
14115	10/25/2023	Century Link	135.00
14116	10/25/2023	DMH Law LLC	5,381.26
14117	10/25/2023	Dry Fly Enterprises, Inc	450.00 *
Cancelled on 10/31/2023			
14118	10/25/2023	EPARS TSA Consulting Group Inc	200.00
14119	10/25/2023	Heather Blair	312.76
14120	10/25/2023	Pitney Bowes	500.00
14133	10/20/2023	Sam's Club & Wal-mart	426.16
14164	10/10/2023	NMPSIA	16,888.84
Total Number of Checks			52
			145,787.79

	Count	Amount
Cancel	1	450.00
Reissue	5	16,160.89
Net Issue		129,176.90

Fund Recap

Fund	Description	Check Count	Expensed Amount
11000	Operational Fund	44	96,518.45
21000	Food Services Fund	1	3,780.00
23000	Non-Instruct. Fund	2	417.77
24101	Title I - IASA	6	1,995.51
24106	IDEA-B Entitlement	6	2,279.72
24189	SSAE Title IV	5	243.19
24190	Title I CSI	3	2,166.63
24308	CRRSA, ESSER II	6	6,158.73
24330	CRRSA, ESSER III	7	10,432.62
24346	IDEA-ARP	6	2,143.55
27407	Family Income Index	6	2,772.90
27901	Indian Education Act HB2	4	267.83
Total Number of Checks		51	129,176.90
Less Unpaid Tax Liability			.00
Net (Check Amount)			129,176.90

The preceding Checks have been issued in accordance with the District's Policy and authorization of the Board of Trustees. It is recommended that the preceding Checks be approved.



Bank Account 120MAIN - Wells Fargo Operating Account

Payment Id	Comment					
Check # 14065	23000	10/02/2023	Check Amt	91.56	Status Printed	Cuara-Martinez, Karina S (000936/1)
03055			Open House Supplies & Gift Basket Items			23000- 1000- 56118- 9000- 512001- 0000- 00000 86.56
DP24-00004			Returned Check fee			11000- - 13041- - 512001- - 5.00
Check # 14066	11000	10/03/2023	Check Amt	198.00	Status Printed	Digital Wish (010131/1)
74691			Hotspots			11000- 1000- 56119- 1010- 512001- 0000- 00000 198.00
Check # 14067	11000	10/05/2023	Check Amt	11.13	Status Printed	ABCWUA (001289/1)
157348623108			FY24 Water Utilities			11000- 2600- 54415- 0000- 512001- 0000- 00000 11.13
Check # 14068	11000	10/05/2023	Check Amt	11,076.41	Status Printed	ACES (001522/2)
11787			FY24 Business Manager Services			11000- 2500- 53414- 0000- 512001- 0000- 00000 11,076.41
Check # 14069	11000	10/05/2023	Check Amt	1,592.22	Status Reissued	AJF Enterprise Inc (010154/1)
11246			FY24 Security Services			11000- 2600- 55915- 0000- 512001- 0000- 00000 1,592.22
			Reversal of EX24-00174			11000- 2600- 55915- 0000- 512001- 0000- 00000 1,592.22-
Check # 14070	11000	10/05/2023	Check Amt	523.53	Status Printed	Amazon Capital Services, Inc (001361/2)
1LR6-1K93-K6XT			Classroom Supplies for Art Class			11000- 1000- 56118- 1010- 512001- 0000- 00000 202.58
1Y93-PL3P-C3N4			Office Supplies			11000- 2400- 56118- 0000- 512001- 0000- 00000 260.96
1YRJ-PRKH-FLWJ			Clasroom Supplies			11000- 1000- 56118- 1010- 512001- 0000- 00000 59.99
Check # 14071	11000	10/05/2023	Check Amt	141.50	Status Printed	Bowers, Amy (010106/1)
114-7202834-9272211			Self-Care Items supplies FY24			11000- 2100- 56118- 0000- 512001- 0000- 00000 12.88
114-7787263-9057060			Self-Care Items supplies FY24			11000- 2100- 56118- 0000- 512001- 0000- 00000 92.93
114-9386046-0477051			Self-Care Items supplies FY24			11000- 2100- 56118- 0000- 512001- 0000- 00000 16.99
184			Self-Care Items supplies FY24			11000- 2100- 56118- 0000- 512001- 0000- 00000 18.70
Check # 14072	11000	10/05/2023	Check Amt	634.44	Status Printed	Century Link (001355/1)
656935480			FY24 Phone, Fax Servcie			11000- 2600- 54416- 0000- 512001- 0000- 00000 634.44
Check # 14073	11000	10/05/2023	Check Amt	2,583.00	Status Reissued	Charter School Nursing (000847/1)
12312018-722			FY24 Nurse Services			11000- 2100- 53414- 0000- 512001- 0000- 00000 2,583.00
			Reversal of EX24-00183			11000- 2100- 53414- 0000- 512001- 0000- 00000 2,583.00-
Check # 14074	11000	10/05/2023	Check Amt	69.50	Status Printed	Crystal Springs Bottled Water (000334/3)
9251846			FY24 Bottled Water			11000- 2400- 56118- 0000- 512001- 0000- 00000 69.50
Check # 14075	11000	10/05/2023	Check Amt	1,314.71	Status Printed	EM3 Networks, LLC (010028/1)
17297			FY24 Internet Services			11000- 2600- 54416- 0000- 512001- 0000- 00000 1,314.71
Check # 14076	11000	10/05/2023	Check Amt	565.03	Status Printed	LaBarge Landscape (010003/1)
45268			FY24 Landscaping Services			11000- 2600- 54312- 0000- 512001- 0000- 00000 565.03
Check # 14077	11000	10/05/2023	Check Amt	32.94	Status Printed	New Mexico Gas Company (001288/1)
20230919			FY24 Utilities - Gas			11000- 2600- 54412- 0000- 512001- 0000- 00000 32.94

Selection Sorted by Check Number, Inv #, Include Address=No, (Org = 120, Source = N, Pay To = N, Payment Method = N, Starting Check Date = 10/1/2023, Ending Check Date = 10/31/2023, Summary? = N, Sort/Group 1 = , Sort/Group 2 =)



Bank Account 120MAIN - Wells Fargo Operating Account

Payment Id	Comment							
Check # 14078	11000	10/05/2023	Check Amt	2,871.09	Status Printed	PNM (000528/1)		
20230919		FY24 Utilities - Electricity				11000- 2600- 54411- 0000- 512001- 0000- 00000		2,871.09
Check # 14079	11000	10/05/2023	Check Amt	5,836.93	Status Reissued	Power school Group LLC (010083/3)		
INV360972		Enrollment- Subscription service				11000- 2100- 56113- 0000- 512001- 0000- 00000		960.00
		Reversal of EX24-00190				11000- 2100- 56113- 0000- 512001- 0000- 00000		960.00-
INV367729		FY24 PowerSchool SIS Subscriptions				11000- 2100- 56113- 0000- 512001- 0000- 00000		4,876.93
		Reversal of EX24-00189				11000- 2100- 56113- 0000- 512001- 0000- 00000		4,876.93-
Check # 14080	11000	10/05/2023	Check Amt	50.00	Status Reissued	TSA Consulting Group, Inc. (001363/1)		
99488		FY24 Section 403B Admin. Charges				11000- 2500- 55915- 0000- 512001- 0000- 00000		50.00
		Reversal of EX24-00191				11000- 2500- 55915- 0000- 512001- 0000- 00000		50.00-
* Break in sequence								
Check # 14082	11000	10/12/2023	Check Amt	4,264.97	Status Printed	NM Taxation/Revenue Department (900003/1)		
20230909-REG		NM Taxation/Revenue Department (900003/1) 09/09/2023 (REG)				11000- - 23142- - - -		1,430.42
						24101- - 23142- - - -		64.48
						24106- - 23142- - - -		54.44
						24189- - 23142- - - -		8.44
						24308- - 23142- - - -		126.99
						24330- - 23142- - - -		117.48
						24346- - 23142- - - -		49.72
						27407- - 23142- - - -		103.05
						27901- - 23142- - - -		14.01
20230923-REG		NM Taxation/Revenue Department (900003/1) 09/23/2023 (REG)				11000- - 23142- - - -		1,417.78
						24101- - 23142- - - -		63.31
						24106- - 23142- - - -		54.44
						24189- - 23142- - - -		8.44
						24190- - 23142- - - -		203.10
						24308- - 23142- - - -		193.28
						24330- - 23142- - - -		117.94
						24346- - 23142- - - -		49.72
						27407- - 23142- - - -		102.47
						27901- - 23142- - - -		14.70
20230929-MAN		NM Taxation/Revenue Department (900003/1) 09/29/2023 (MAN)				11000- - 23142- - - -		18.25
						24190- - 23142- - - -		52.51

Bank Account 120MAIN - Wells Fargo Operating Account

Payment Id	Comment
------------	---------

* Break in sequence

Check #	14085	11000	10/22/2023	Check Amt	200.00	Status	Printed	EPARS TSA Consulting Group Inc (901000/1)
20230810-AUG				EPARS TSA Consulting Group Inc (901000/1) 08/10/2023 (AUG)		11000-	- 23147-	- - - 100.00
20230825-REG				EPARS TSA Consulting Group Inc (901000/1) 08/25/2023 (REG)		11000-	- 23147-	- - - 100.00

* Break in sequence

Check #	14087	11000	10/10/2023	Check Amt	4,206.24	Status	Printed	NM RHC (900006/1)
20230909-REG				NM RHC (900006/1) 09/09/2023 (REG)		11000-	- 23123-	- - - 1,418.65
						24101-	- 23123-	- - - 91.01
						24106-	- 23123-	- - - 56.07
						24189-	- 23123-	- - - 7.71
						24308-	- 23123-	- - - 137.60
						24330-	- 23123-	- - - 114.98
						24346-	- 23123-	- - - 51.75
						27407-	- 23123-	- - - 102.03
						27901-	- 23123-	- - - 11.25
20230923-REG				NM RHC (900006/1) 09/23/2023 (REG)		11000-	- 23123-	- - - 1,404.80
						24101-	- 23123-	- - - 91.02
						24106-	- 23123-	- - - 56.07
						24189-	- 23123-	- - - 7.71
						24190-	- 23123-	- - - 144.01
						24308-	- 23123-	- - - 183.05
						24330-	- 23123-	- - - 114.98
						24346-	- 23123-	- - - 51.75
						27407-	- 23123-	- - - 102.03
						27901-	- 23123-	- - - 11.25
20230929-MAN				NM RHC (900006/1) 09/29/2023 (MAN)		11000-	- 23123-	- - - 12.52
						24190-	- 23123-	- - - 36.00

Check #	14088	11000	10/13/2023	Check Amt	40,450.01	Status	Printed	NM Educational RetirementBoard (900005/1)
20230909-REG				NM Educational RetirementBoard (900005/1) 09/09/2023 (REG)		11000-	- 23124-	- - - 13,642.53
						24101-	- 23124-	- - - 875.26
						24106-	- 23124-	- - - 539.18
						24189-	- 23124-	- - - 74.15
						24308-	- 23124-	- - - 1,323.30
						24330-	- 23124-	- - - 1,105.70

Selection Sorted by Check Number, Inv #, Include Address=No, (Org = 120, Source = N, Pay To = N, Payment Method = N, Starting Check Date = 10/1/2023, Ending Check Date = 10/31/2023, Summary? = N, Sort/Group 1 = , Sort/Group 2 =)



Bank Account 120MAIN - Wells Fargo Operating Account

Payment Id	Comment							
Check # 14088	11000	10/13/2023	Check Amt	40,450.01	Status Printed	NM Educational RetirementBoard (900005/1) - continued		
20230909-REG		NM Educational RetirementBoard (900005/1) 09/09/2023 (REG)			24346-	- 23124-	-	497.67
					27407-	- 23124-	-	981.30
					27901-	- 23124-	-	108.19
20230923-REG		NM Educational RetirementBoard (900005/1) 09/23/2023 (REG)			11000-	- 23124-	-	13,509.57
					24101-	- 23124-	-	875.27
					24106-	- 23124-	-	539.18
					24189-	- 23124-	-	74.15
					24190-	- 23124-	-	1,384.81
					24308-	- 23124-	-	1,760.37
					24330-	- 23124-	-	1,105.69
					24346-	- 23124-	-	497.67
					27407-	- 23124-	-	981.30
					27901-	- 23124-	-	108.19
20230929-MAN		NM Educational RetirementBoard (900005/1) 09/29/2023 (MAN)			11000-	- 23124-	-	120.33
					24190-	- 23124-	-	346.20
Check # 14089	21000	10/23/2023	Check Amt	3,780.00	Status Printed	ACES (001522/2)		
11859		FY24 Food Services			21000- 3100-	56116- 0000-	512001- 0000-	00000
								3,780.00
Check # 14090	11000	10/23/2023	Check Amt	24.00	Status Printed	Aguilar, Margaret (010035/1)		
24536		Reim for Tickets to ABQ Bio park			11000- 1000-	53711- 1010-	512001- 0000-	00000
								24.00
Check # 14091	11000	10/23/2023	Check Amt	4,592.94	Status Printed	AJF Enterprise Inc (010154/1)		
11191		FY24 Security Services			11000- 2600-	55915- 0000-	512001- 0000-	00000
								1,592.22
11221		FY24 Security Services			11000- 2600-	55915- 0000-	512001- 0000-	00000
								1,408.50
11246		FY24 Security Services			11000- 2600-	55915- 0000-	512001- 0000-	00000
								1,592.22
Check # 14092	11000	10/23/2023	Check Amt	442.45	Status Printed	Amazon Capital Services, Inc (001361/2)		
1MHT-J949-XRLL		Classroom Supplies for Math Class			11000- 1000-	56106- 1010-	512001- 0000-	00000
								59.70
1Q3K-LHH1-NCXX		Kitchen Supplies			11000- 3100-	56118- 0000-	512001- 0000-	00000
								382.75
Check # 14093	11000	10/23/2023	Check Amt	2,583.00	Status Printed	Charter School Nursing (000847/1)		
12312018-722		FY24 Nurse Services			11000- 2100-	53414- 0000-	512001- 0000-	00000
								2,583.00
Check # 14094	11000	10/23/2023	Check Amt	3,029.64	Status Printed	Charter School Testing Svcs. (000307/1)		
2324003		FY24 Testing Services			11000- 2200-	55915- 0000-	512001- 0000-	00000
								1,514.82
2324025		FY24 Testing Services			11000- 2200-	55915- 0000-	512001- 0000-	00000
								1,514.82
Check # 14095	11000	10/23/2023	Check Amt	2,884.24	Status Printed	Dry Fly Enterprises, Inc (010170/1)		

Selection Sorted by Check Number, Inv #, Include Address=No, (Org = 120, Source = N, Pay To = N, Payment Method = N, Starting Check Date = 10/1/2023, Ending Check Date = 10/31/2023, Summary? = N, Sort/Group 1 = , Sort/Group 2 =)



Bank Account 120MAIN - Wells Fargo Operating Account

Payment Id	Comment						
Check # 14095	11000	10/23/2023	Check Amt	2,884.24	Status Printed	Dry Fly Enterprises, Inc (010170/1) - continued	
IN63859		FY24 IT Services				11000- 2500- 54320- 0000- 512001- 0000- 00000	2,884.24
Check # 14096	11000	10/23/2023	Check Amt	6,098.74	Status Reissued	Ehlert, Karen (010026/1)	
23-0017		Professional Services				11000- 2400- 53414- 0000- 512001- 0000- 00000	3,049.37
		Reversal of EX24-00223				11000- 2400- 53414- 0000- 512001- 0000- 00000	3,049.37-
DP24-00005		Prior Year				11000- 2400- 53414- 0000- 512001- 0000- 00000	3,049.37
		Reversal of EX24-00224				11000- 2400- 53414- 0000- 512001- 0000- 00000	3,049.37-
Check # 14097	11000	10/23/2023	Check Amt	35.08	Status Printed	Everett, Nathan (001561/1)	
761850		Reimbursement for Facilities - Supplies, Misc.				11000- 2600- 56118- 0000- 512001- 0000- 00000	35.08
Check # 14098	11000	10/23/2023	Check Amt	308.18	Status Printed	Follett Higher Edu. CNM Bookst ore # 402 MA 4026102 (000376/4)	
1215571		FY24 CNM / Book Fee				11000- 1000- 56112- 1010- 512001- 0000- 00000	308.18
Check # 14099	11000	10/23/2023	Check Amt	4,000.00	Status Printed	FundEd, L.L.C. / Getfunded (001151/1)	
2078		E-Rate Consulting REF#PO23-00010				11000- 1000- 55915- 1010- 512001- 0000- 00000	4,000.00
Check # 14100	11000	10/23/2023	Check Amt	139.91	Status Printed	LaBarge Landscape (010003/1)	
45189		FY24 Landscaping Services				11000- 2600- 54312- 0000- 512001- 0000- 00000	139.91
Check # 14101	24330	10/23/2023	Check Amt	6,360.00	Status Printed	Language Tree Online, Inc (010117/1)	
1308		FY 24 Renewal Subscription Language Tree				24330- 1000- 56113- 1010- 512001- 0000- 00000	6,360.00
Check # 14102	11000	10/23/2023	Check Amt	1,947.50	Status Printed	LSG and Associates Inc (010013/1)	
7227		FY24 OT Services				11000- 2100- 53213- 2000- 512001- 0000- 00000	616.25
7228		FY24 SLP				11000- 2100- 53212- 2000- 512001- 0000- 00000	1,331.25
Check # 14103	11000	10/23/2023	Check Amt	5,836.93	Status Printed	Power school Group LLC (010083/3)	
INV360972		Enrollment- Subscription service				11000- 2100- 56113- 0000- 512001- 0000- 00000	960.00
INV367729		FY24 PowerSchool SIS Subscriptions				11000- 2100- 56113- 0000- 512001- 0000- 00000	4,876.93
Check # 14104	11000	10/23/2023	Check Amt	627.45	Status Printed	SG Consulting Services, LLC (001409/1)	
1005		FY24 Lobbyist Services				11000- 2300- 55915- 0000- 512001- 0000- 00000	627.45
Check # 14105	11000	10/23/2023	Check Amt	50.00	Status Printed	TSA Consulting Group, Inc. (001363/1)	
99488		FY24 Section 403B Admin. Charges				11000- 2500- 55915- 0000- 512001- 0000- 00000	50.00
* Break in sequence							
Check # 14108	11000	10/24/2023	Check Amt	98.90	Status Printed	New Mexico Taxation and Revenue Department (900013/1)	
20230923-REG		New Mexico Taxation and Re (900013/1) 09/23/2023				11000- - 23145- - - -	66.44
		(REG)				24101- - 23145- - - -	7.41
						24106- - 23145- - - -	2.37
						24189- - 23145- - - -	.41

Selection Sorted by Check Number, Inv #, Include Address=No, (Org = 120, Source = N, Pay To = N, Payment Method = N, Starting Check Date = 10/1/2023, Ending Check Date = 10/31/2023, Summary? = N, Sort/Group 1 = , Sort/Group 2 =)



Bank Account 120MAIN - Wells Fargo Operating Account

Payment Id	Comment								
Check # 14108	11000	10/24/2023	Check Amt	98.90	Status	Printed	New Mexico Taxation and Revenue Department (900013/1) - continued		
20230923-REG		New Mexico Taxation and (REG)	Re (900013/1) 09/23/2023		24308-	- 23145-	-	-	7.29
					24330-	- 23145-	-	-	5.84
					24346-	- 23145-	-	-	2.15
					27407-	- 23145-	-	-	6.99
Check # 14109	11000	10/24/2023	Check Amt	323.66	Status	Printed	NM Dept of Workforce Solutions (900002/1)		
20230710-JUL		NM Dept of Workforce Solutions (JUL)	(900002/1) 07/10/2023		11000-	- 23140-	-	-	34.50
					24101-	- 23140-	-	-	5.92
					24308-	- 23140-	-	-	5.28
					24330-	- 23140-	-	-	4.81
20230725-JUL		NM Dept of Workforce Solutions (JUL)	(900002/1) 07/25/2023		11000-	- 23140-	-	-	16.42
					24101-	- 23140-	-	-	5.57
					24330-	- 23140-	-	-	4.81
20230725-REG		NM Dept of Workforce Solutions (REG)	(900002/1) 07/25/2023		11000-	- 23140-	-	-	19.39
					24101-	- 23140-	-	-	.34
20230810-AUG		NM Dept of Workforce Solutions (AUG)	(900002/1) 08/10/2023		11000-	- 23140-	-	-	9.28
					24101-	- 23140-	-	-	5.57
					24330-	- 23140-	-	-	4.81
20230810-REG		NM Dept of Workforce Solutions (REG)	(900002/1) 08/10/2023		11000-	- 23140-	-	-	14.23
					24101-	- 23140-	-	-	.24
20230825-REG		NM Dept of Workforce Solutions (REG)	(900002/1) 08/25/2023		11000-	- 23140-	-	-	45.06
					24101-	- 23140-	-	-	9.67
					24106-	- 23140-	-	-	5.69
					24346-	- 23140-	-	-	5.70
					27407-	- 23140-	-	-	4.43
					27901-	- 23140-	-	-	.21
20230909-REG		NM Dept of Workforce Solutions (REG)	(900002/1) 09/09/2023		11000-	- 23140-	-	-	43.87
					24101-	- 23140-	-	-	4.57
					24106-	- 23140-	-	-	5.69
					24346-	- 23140-	-	-	5.70

Selection Sorted by Check Number, Inv #, Include Address=No, (Org = 120, Source = N, Pay To = N, Payment Method = N, Starting Check Date = 10/1/2023, Ending Check Date = 10/31/2023, Summary? = N, Sort/Group 1 = , Sort/Group 2 =)



Bank Account 120MAIN - Wells Fargo Operating Account

Payment Id	Comment								
Check # 14109	11000	10/24/2023	Check Amt	323.66	Status Printed	NM Dept of Workforce Solutions (900002/1) - continued			
20230909-REG		NM Dept of Workforce Solutions (900002/1) 09/09/2023 (REG)			27407-	- 23140-	-	-	4.43
					27901-	- 23140-	-	-	.03
20230923-REG		NM Dept of Workforce Solutions (900002/1) 09/23/2023 (REG)			11000-	- 23140-	-	-	36.56
					24101-	- 23140-	-	-	3.76
					24106-	- 23140-	-	-	5.69
					24346-	- 23140-	-	-	5.70
					27407-	- 23140-	-	-	4.43
20230929-MAN		NM Dept of Workforce Solutions (900002/1) 09/29/2023 (MAN)			11000-	- 23140-	-	-	1.38
DP24-00008		SUTA Q3 ADJUSTMENT			11000- 1000- 52500- 1010- 512001- 1411- 00000			.08-	
Check # 14110	11000	10/25/2023	Check Amt	1,034.97	Status Printed	ADT Commercial LLC (000534/2)			
152331890		FY24 Alarm			11000- 2600- 55915- 0000- 512001- 0000- 00000			678.98	
152331891		FY24 Alarm			11000- 2600- 55915- 0000- 512001- 0000- 00000			355.99	
Check # 14111	11000	10/25/2023	Check Amt	242.16	Status Printed	Arness, Tani (000696/1)			
84498826		Advertisement Reimbursement			11000- 2300- 55400- 0000- 512001- 0000- 00000			242.16	
Check # 14112	11000	10/25/2023	Check Amt	102.51	Status Printed	Century Link (001355/1)			
156 20230828		FY24 Phone, Fax Servcie			11000- 2600- 54416- 0000- 512001- 0000- 00000			102.51	
Check # 14113	11000	10/25/2023	Check Amt	119.38	Status Printed	Century Link (001355/1)			
156 20230928		FY24 Phone, Fax Servcie			11000- 2600- 54416- 0000- 512001- 0000- 00000			119.38	
Check # 14114	11000	10/25/2023	Check Amt	118.92	Status Printed	Century Link (001355/1)			
272 20230901		FY24 Phone, Fax Servcie			11000- 2600- 54416- 0000- 512001- 0000- 00000			118.92	
Check # 14115	11000	10/25/2023	Check Amt	135.00	Status Printed	Century Link (001355/1)			
272 20231001		FY24 Phone, Fax Servcie			11000- 2600- 54416- 0000- 512001- 0000- 00000			135.00	
Check # 14116	11000	10/25/2023	Check Amt	5,381.26	Status Printed	DMH Law LLC (010169/1)			
264		FY24 Attorney Fees			11000- 2300- 53413- 0000- 512001- 0000- 00000			5,381.26	
Check # 14117	11000	10/25/2023	Check Amt	450.00	Status Cancelled	Dry Fly Enterprises, Inc (010170/1)			
IN63712		Licenses and Ipad stand			11000- 2500- 56119- 0000- 512001- 0000- 00000			450.00	
		Reversal of EX24-00255			11000- 2500- 56119- 0000- 512001- 0000- 00000			450.00-	
Check # 14118	11000	10/25/2023	Check Amt	200.00	Status Printed	EPARS TSA Consulting Group Inc (901000/1)			
20230909-REG		EPARS TSA Consulting Group Inc (901000/1) 09/09/2023 (REG)			11000-	- 23147-	-	-	100.00

Selection Sorted by Check Number, Inv #, Include Address=No, (Org = 120, Source = N, Pay To = N, Payment Method = N, Starting Check Date = 10/1/2023, Ending Check Date = 10/31/2023, Summary? = N, Sort/Group 1 = , Sort/Group 2 =)



Bank Account 120MAIN - Wells Fargo Operating Account

Payment Id	Comment							
Check # 14118	11000	10/25/2023	Check Amt	200.00	Status Printed	EPARS TSA Consulting Group Inc (901000/1) - continued		
20230923-REG			EPARS TSA Consulting Group Inc (901000/1) 09/23/2023 (REG)		11000-	- 23147-	-	100.00
Check # 14119	11000	10/25/2023	Check Amt	312.76	Status Printed	Heather Blair (HBB/1)		
01290P			Classroom Art Supplies		11000- 1000- 56106- 1010- 512001- 0000- 00000			113.50
111-0229257-7061855			Classroom Art Supplies		11000- 1000- 56106- 1010- 512001- 0000- 00000			55.87
111-8429504-8575417			Classroom Art Supplies		11000- 1000- 56106- 1010- 512001- 0000- 00000			73.82
113-1167092-6629846			Classroom Art Supplies		11000- 1000- 56106- 1010- 512001- 0000- 00000			43.98
113-2403368-1967404			Classroom Art Supplies		11000- 1000- 56106- 1010- 512001- 0000- 00000			25.59
Check # 14120	11000	10/25/2023	Check Amt	500.00	Status Printed	Pitney Bowes (000762/3)		
08012023			FY24 Postage and Postal Rental		11000- 2500- 56118- 0000- 512001- 0000- 00000			500.00
* Break in sequence								
Check # 14133	23000	10/20/2023	Check Amt	426.16	Status Printed	Sam's Club & Wal-mart (000935/1)		
000605			Drinks & Snacks for Open House		23000- 1000- 56118- 9000- 512001- 0000- 00000			10.85
000693			Drinks & Snacks for Open House		23000- 1000- 56118- 0000- 512001- 0000- 00000			105.50
000701			Club Tuesday Cooking Supplies		11000- 2400- 56118- 0000- 512001- 0000- 00000			94.95
000810			Drinks & Snacks for Open House		23000- 1000- 56118- 9000- 512001- 0000- 00000			214.86
* Break in sequence								
Check # 14164	11000	10/10/2023	Check Amt	16,888.84	Status Printed	NMPSIA (900001/1)		
20230909-REG			NMPSIA (900001/1) 09/09/2023 (REG)		11000-	- 23125-	-	6,300.86
					24101-	- 23125-	-	245.64
					24106-	- 23125-	-	480.46
					24189-	- 23125-	-	31.09
					24308-	- 23125-	-	1,210.79
					24330-	- 23125-	-	687.79
					24346-	- 23125-	-	463.01
					27407-	- 23125-	-	630.16
20230923-REG			NMPSIA (900001/1) 09/23/2023 (REG)		11000-	- 23125-	-	6,281.01
					24101-	- 23125-	-	245.63
					24106-	- 23125-	-	480.44
					24189-	- 23125-	-	31.09
					24308-	- 23125-	-	1,210.78
					24330-	- 23125-	-	687.79
					24346-	- 23125-	-	463.01
					27407-	- 23125-	-	630.16
DP24-00009			NMPSIA ADJ		11000- 1000- 52311- 2000- 512001- 1412- 00000			1,614.73-

Selection Sorted by Check Number, Inv #, Include Address=No, (Org = 120, Source = N, Pay To = N, Payment Method = N, Starting Check Date = 10/1/2023, Ending Check Date = 10/31/2023, Summary? = N, Sort/Group 1 = , Sort/Group 2 =)



Bank Account 120MAIN - Wells Fargo Operating Account

Payment Id	Comment						
Check # 14164	11000	10/10/2023	Check Amt	16,888.84	Status	Printed	NMPSIA (900001/1) - continued
DP24-00009	NMPSIA ADJ						
							11000- 1000- 52313- 2000- 512001- 1412- 00000 54.44-
							11000- 1000- 52315- 2000- 512001- 1412- 00000 42.66-
							24101- 1000- 52311- 1010- 512001- 1711- 00000 596.52-
							24101- 1000- 52312- 1010- 512001- 1711- 00000 2.64-
							27407- 1000- 52311- 1010- 512001- 1711- 00000 860.40-
							27407- 1000- 52312- 1010- 512001- 1711- 00000 2.64-
							27407- 1000- 52315- 1010- 512001- 1711- 00000 16.84-
Number of Items	52			145,787.79	Totals for Org 2		

Bank Account 120MAIN - Wells Fargo Operating Account

2024 Org Recap

120 - Cesar Chavez Community

Check #	14065	through	ACH-00003561	Total Count	101	\$259,113.24
---------	-------	---------	--------------	-------------	-----	--------------

11000-11011*					96,518.45-
11000-13041			5.00		
11000-23123			2,835.97		
11000-23124			27,272.43		
11000-23125			12,581.87		
11000-23140			220.69		
11000-23142			2,866.45		
11000-23145			66.44		
11000-23147			400.00		
11000-52311					1,614.73-
11000-52313					54.44-
11000-52315					42.66-
11000-52500					.08-
11000-53212			1,331.25		
11000-53213			616.25		
11000-53413			5,381.26		
11000-53414			13,659.41		
11000-53711			24.00		
11000-54312			704.94		
11000-54320			2,884.24		
11000-54411			2,871.09		
11000-54412			32.94		
11000-54415			11.13		
11000-54416			2,424.96		
11000-55400			242.16		
11000-55915			13,335.00		
11000-56106			372.46		
11000-56112			308.18		
11000-56113			5,836.93		
11000-56118			1,747.31		
11000-56119			198.00		
Totals for Fund 11000			98,230.36		98,230.36-
					3,780.00-

Selection Sorted by Check Number, Inv #, Include Address=No, (Org = 120, Source = N, Pay To = N, Payment Method = N, Starting Check Date = 10/1/2023, Ending Check Date = 10/31/2023, Summary? = N, Sort/Group 1 = , Sort/Group 2 =)



Bank Account 120MAIN - Wells Fargo Operating Account

2024 Org Recap (continued)

120 - Cesar Chavez Community

Check # 14065 through ACH-00003561 Total Count 101 \$259,113.24 (continued)

21000-56116	3,780.00	
Totals for Fund 21000	3,780.00	3,780.00-
23000-11011*		417.77-
23000-56118	417.77	
Totals for Fund 23000	417.77	417.77-
24101-11011*		1,995.51-
24101-23123	182.03	
24101-23124	1,750.53	
24101-23125	491.27	
24101-23140	35.64	
24101-23142	127.79	
24101-23145	7.41	
24101-52311		596.52-
24101-52312		2.64-
Totals for Fund 24101	2,594.67	2,594.67-
24106-11011*		2,279.72-
24106-23123	112.14	
24106-23124	1,078.36	
24106-23125	960.90	
24106-23140	17.07	
24106-23142	108.88	
24106-23145	2.37	
Totals for Fund 24106	2,279.72	2,279.72-
24189-11011*		243.19-
24189-23123	15.42	
24189-23124	148.30	
24189-23125	62.18	
24189-23142	16.88	
24189-23145	.41	
Totals for Fund 24189	243.19	243.19-
24190-11011*		2,166.63-
24190-23123	180.01	

Selection Sorted by Check Number, Inv #, Include Address=No, (Org = 120, Source = N, Pay To = N, Payment Method = N, Starting Check Date = 10/1/2023, Ending Check Date = 10/31/2023, Summary? = N, Sort/Group 1 = , Sort/Group 2 =)



Bank Account 120MAIN - Wells Fargo Operating Account

2024 Org Recap (continued)

120 - Cesar Chavez Community

Check #	14065	through	ACH-00003561	Total Count	101	\$259,113.24	(continued)
---------	-------	---------	--------------	-------------	-----	--------------	-------------

24190-23124	1,731.01	
24190-23142	255.61	
Totals for Fund 24190	2,166.63	2,166.63-
24308-11011*		6,158.73-
24308-23123	320.65	
24308-23124	3,083.67	
24308-23125	2,421.57	
24308-23140	5.28	
24308-23142	320.27	
24308-23145	7.29	
Totals for Fund 24308	6,158.73	6,158.73-
24330-11011*		10,432.62-
24330-23123	229.96	
24330-23124	2,211.39	
24330-23125	1,375.58	
24330-23140	14.43	
24330-23142	235.42	
24330-23145	5.84	
24330-56113	6,360.00	
Totals for Fund 24330	10,432.62	10,432.62-
24346-11011*		2,143.55-
24346-23123	103.50	
24346-23124	995.34	
24346-23125	926.02	
24346-23140	17.10	
24346-23142	99.44	
24346-23145	2.15	
Totals for Fund 24346	2,143.55	2,143.55-
27407-11011*		2,772.90-
27407-23123	204.06	
27407-23124	1,962.60	
27407-23125	1,260.32	

Bank Account 120MAIN - Wells Fargo Operating Account

2024 Org Recap (continued)

120 - Cesar Chavez Community

Check #	14065	through	ACH-00003561	Total Count	101	\$259,113.24	(continued)
			27407-23140	13.29			
			27407-23142	205.52			
			27407-23145	6.99			
			27407-52311		860.40-		
			27407-52312		2.64-		
			27407-52315		16.84-		
			Totals for Fund 27407	3,652.78	3,652.78-		
			27901-11011*		267.83-		
			27901-23123	22.50			
			27901-23124	216.38			
			27901-23140	.24			
			27901-23142	28.71			
			Totals for Fund 27901	267.83	267.83-		
			Totals for Org 120	132,367.85	132,367.85-		
			Net change to Cash 11011		129,176.90- Credit		

* denotes System Generated entry

2024 Org Recap (continued)

Number of Items 52 145,787.79 Report Totals


Pay Date 10/07/2023

Employee Name	Day-EmpId-Org	Amount	Sender Transit #	BatchId
AGUILAR, MARGARET A	280-000163-0120	1,924.49	10700219	PR231007A01
ALTON, AMANDA L	280-000194-0120	2,271.46	10700219	PR231007A01
ARNESS, TANI	280-000045-0120	3,075.28	10700219	PR231007A01
BETENBOUGH, KYLE	280-000171-0120	1,268.28	10700219	PR231007A01
BLAIR, HEATHER B	280-000197-0120	2,390.17 *	10700219	PR231007M01
BOWERS, AMY	280-000178-0120	1,876.99	10700219	PR231007A01
BROWN, ROBIN E	280-000182-0120	2,063.11	10700219	PR231007A01
CHAVEZ, SAMANTHA J	280-000164-0120	1,416.89	10700219	PR231007A01
CUARA-MARTINEZ, KARINA	280-000079-0120	1,578.69	10700219	PR231007A01
DOUGHERTY, AUSTIN	280-000187-0120	1,991.07	10700219	PR231007A01
ESPINO, ANGELICA	280-000190-0120	1,257.02	10700219	PR231007A01
EVERETT, NATHAN R	280-000127-0120	2,188.85	10700219	PR231007A01
GUAJARDO, ELISEO	280-000186-0120	2,479.90	10700219	PR231007A01
IHM, LAURIE A	280-000118-0120	2,283.57	10700219	PR231007A01
KRUGER, ASHLEY	280-000195-0120	2,287.65 *	10700219	PR231007M01
LANG, DAVID R	280-000132-0120	2,462.45	10700219	PR231007A01
LIRA-PEREZ, NORMA C	280-000180-0120	1,075.85	10700219	PR231007A01
MOLINA, STEPHANIE M	280-000193-0120	1,884.10	10700219	PR231007A01
NAGURSKI, BENJAMIN	280-000176-0120	1,373.53	10700219	PR231007A01
OLMOS, EVELYN	280-000196-0120	1,165.81 *	10700219	PR231007M01
REEDER, LAWRENCE	280-000172-0120	1,865.70	10700219	PR231007A01
SMITH, BRIGID	280-000198-0120	2,203.96 *	10700219	PR231007M01
Total		42,384.82		

Number of Employees	22	Number of Prenotes	0
----------------------------	-----------	---------------------------	----------

* denotes Emailed

Selection Grouped by Org, Pay Date - Sorted by Employee Name, (Org = 120, Pay Schedule Type IN ('1','2'), Recaps? = Y)



Pay Date 10/25/2023

Employee Name	Day-EmpId-Org	Amount	Sender Transit #	BatchId
AGUILAR, MARGARET A	298-000163-0120	1,924.49	10700219	PR231025A01b
ALTON, AMANDA L	298-000194-0120	2,271.47	10700219	PR231025A01b
ARNESS, TANI	298-000045-0120	3,075.28	10700219	PR231025A01b
BETENBOUGH, KYLE	298-000171-0120	1,268.29	10700219	PR231025A01b
BLAIR, HEATHER B	298-000197-0120	2,390.17 *	10700219	PR231025M01
BOWERS, AMY	298-000178-0120	1,876.99	10700219	PR231025A01b
BROWN, ROBIN E	298-000182-0120	2,063.11	10700219	PR231025A01b
BUTTERWORTH, PAULA J	298-000199-0120	.00	10700219	PR231025C01b
CHAVEZ, SAMANTHA J	298-000164-0120	1,416.89	10700219	PR231025A01b
CUARA-MARTINEZ, KARINA	298-000079-0120	1,578.69	10700219	PR231025A01b
DOUGHERTY, AUSTIN	298-000187-0120	1,991.07	10700219	PR231025A01b
ESPINO, ANGELICA	298-000190-0120	1,257.02	10700219	PR231025A01b
EVERETT, NATHAN R	298-000127-0120	2,188.85	10700219	PR231025A01b
GUAJARDO, ELISEO	298-000186-0120	2,479.90	10700219	PR231025A01b
IHM, LAURIE A	298-000118-0120	2,283.57	10700219	PR231025A01b
KRUGER, ASHLEY	298-000195-0120	2,287.66 *	10700219	PR231025M01
LANG, DAVID R	298-000132-0120	2,462.45	10700219	PR231025A01b
LIRA-PEREZ, NORMA C	298-000180-0120	1,075.85	10700219	PR231025A01b
MOLINA, STEPHANIE M	298-000193-0120	1,884.10	10700219	PR231025A01b
NAGURSKI, BENJAMIN	298-000176-0120	1,373.53	10700219	PR231025A01b
OLMOS, EVELYN	298-000196-0120	1,349.90 *	10700219	PR231025M01
REEDER, LAWRENCE	298-000172-0120	1,865.70	10700219	PR231025A01b
SMITH, BRIGID	298-000198-0120	2,203.96 *	10700219	PR231025M01
Total		42,568.94		

Number of Employees **23** **Number of Prenotes** **1**

* denotes Emailed

Selection Grouped by Org, Pay Date - Sorted by Employee Name, (Org = 120, Pay Schedule Type IN ('1','2'), Recaps? = Y)

SCHOOLABILITY

Page 1 of 2

Pay Date 10/25/2023		Recap: Prenotes		
Employee Name	Day-EmpId-Org	Amount	Sender Transit #	BatchId
BUTTERWORTH, PAULA J	298-000199-0120			PR231025C01b
Number of Employees		Total Lines	1	

* denotes Emailed

Finance Committee Documents

Balances through 10/31/2023				Fiscal Year 2023/24	
Funds- Func- Obj ct - Pr gm- Locat n- JbCl - Opt nl	Description	Adopted Budget	Revised Budget	Revenue	Account Balance
Funds 11000 - Operational, Func 0000 - NoFunctionCode					
11000- 0000- 41980- 0000- 512001- 0000- 00000	RefPriorYearExp			734.56	734.56-
11000- 0000- 43101- 0000- 512001- 0000- 00000	StEqulzGuarantee	2,321,420.00	2,321,420.00	773,806.33	1,547,613.67
11000- 0000- 46100- 0000- 512001- 0000- 00000	AccessBrdE-Rate	13,985.00	13,985.00		13,985.00
Total for Funds 11000, Func 0000 and Revenue accounts		2,335,405.00	2,335,405.00	774,540.89	1,560,864.11
Funds 21000 - Food Svcs, Func 0000 - NoFunctionCode					
21000- 0000- 44500- 0000- 512001- 0000- 00000	ResGtsFedThruSt	30,000.00	30,000.00	4,250.18	25,749.82
Total for Funds 21000, Func 0000 and Revenue accounts		30,000.00	30,000.00	4,250.18	25,749.82
Funds 23000 - Non-InstrctSupp, Func 0000 - NoFunctionCode					
23000- 0000- 41920- 0000- 512001- 0000- 00000	PrivContrbsDntn			177.03	177.03-
Total for Funds 23000, Func 0000 and Revenue accounts		.00	.00	177.03	177.03-
Funds 24101 - Title I - IASA, Func 0000 - NoFunctionCode					
24101- 0000- 44500- 0000- 512001- 0000- 00000	ResGtsFedThruSt	75,664.00	75,664.00		75,664.00
24101- 0000- 44504- 0000- 512001- 0000- 00000	Revenue			22,865.61	22,865.61-
Total for Funds 24101, Func 0000 and Revenue accounts		75,664.00	75,664.00	22,865.61	52,798.39
Funds 24106 - IDEABEntitlemnt, Func 0000 - NoFunctionCode					
24106- 0000- 44500- 0000- 512001- 0000- 00000	ResGtsFedThruSt	36,527.00	36,527.00		36,527.00
24106- 0000- 44504- 0000- 512001- 0000- 00000	Revenue			5,589.79	5,589.79-
Total for Funds 24106, Func 0000 and Revenue accounts		36,527.00	36,527.00	5,589.79	30,937.21
Funds 24154 - TchPrinTrainRec, Func 0000 - NoFunctionCode					
24154- 0000- 44500- 0000- 512001- 0000- 00000	ResGtsFedThruSt	6,225.00	6,225.00		6,225.00
24154- 0000- 44504- 0000- 512001- 0000- 00000	Revenue			5,138.87	5,138.87-
Total for Funds 24154, Func 0000 and Revenue accounts		6,225.00	6,225.00	5,138.87	1,086.13
Funds 24174 - CP-Second-Curr, Func 0000 - NoFunctionCode					
24174- 0000- 44500- 0000- 512001- 0000- 00000	ResGtsFedThruSt	7,529.00	7,529.00		7,529.00
24174- 0000- 44504- 0000- 512001- 0000- 00000	Revenue			2,111.65	2,111.65-
Total for Funds 24174, Func 0000 and Revenue accounts		7,529.00	7,529.00	2,111.65	5,417.35
Funds 24189 - SSAE Title IV, Func 0000 - NoFunctionCode					
24189- 0000- 44500- 0000- 512001- 0000- 00000	ResGtsFedThruSt	10,000.00	10,000.00		10,000.00
24189- 0000- 44504- 0000- 512001- 0000- 00000	Revenue			2,809.63	2,809.63-
Total for Funds 24189, Func 0000 and Revenue accounts		10,000.00	10,000.00	2,809.63	7,190.37
Funds 24190 - Title I CSI, Func 0000 - NoFunctionCode					

Selection Grouped by Account Type, Filtered by User Permissions, (Org = 120, Online/Offline = N, Period = 5, UnPosted JEs? = N, Assets and Liabilities? = N, Restricted Accts? = Y, Funds = 1.8, Objct = 4, Obj Digits = 0, Page Break Lvl =)

Balances through 10/31/2023				Fiscal Year 2023/24	
Funds - Func - Obj ct - Pr gm - Locat n - JbCl - Opt nl	Description	Adopted Budget	Revised Budget	Revenue	Account Balance
Funds 24190 - Title I CSI, Func 0000 - NoFunctionCode					
24190-0000-44504-0000-512001-0000-00000	Revenue	91,564.00	91,564.00		91,564.00
Total for Funds 24190, Func 0000 and Revenue accounts		91,564.00	91,564.00	.00	91,564.00
Funds 24308 - CRRSA, ESSER II, Func 0000 - NoFunctionCode					
24308-0000-44504-0000-512001-0000-00000	Revenue			73,377.45	73,377.45-
Total for Funds 24308, Func 0000 and Revenue accounts		.00	.00	73,377.45	73,377.45-
Funds 24330 - ESSER III, Func 0000 - NoFunctionCode					
24330-0000-44500-0000-512001-0000-00000	ResGtsFedThruSt	237,622.00	237,622.00		237,622.00
24330-0000-44504-0000-512001-0000-00000	Revenue			41,380.49	41,380.49-
Total for Funds 24330, Func 0000 and Revenue accounts		237,622.00	237,622.00	41,380.49	196,241.51
Funds 24346 - IDEA-ARP, Func 0000 - NoFunctionCode					
24346-0000-44504-0000-512001-0000-00000	Revenue			12,192.95	12,192.95-
Total for Funds 24346, Func 0000 and Revenue accounts		.00	.00	12,192.95	12,192.95-
Funds 24349 - ARP Preschool, Func 0000 - NoFunctionCode					
24349-0000-44500-0000-512001-0000-00000	ResGtsFedThruSt	1,034.00	1,034.00		1,034.00
Total for Funds 24349, Func 0000 and Revenue accounts		1,034.00	1,034.00	.00	1,034.00
Funds 26207 - CNM Foundation, Func 0000 - NoFunctionCode					
26207-0000-41921-0000-512001-0000-00000	InstCategorical	500.00	500.00		500.00
Total for Funds 26207, Func 0000 and Revenue accounts		500.00	500.00	.00	500.00
Funds 27107 - 2012GOBondSB66, Func 0000 - NoFunctionCode					
27107-0000-43204-0000-512001-0000-00000	PriorYearBalnce	2,873.00	2,873.00	3,444.00	571.00-
Total for Funds 27107, Func 0000 and Revenue accounts		2,873.00	2,873.00	3,444.00	571.00-
Funds 27109 - IM-GAA of 2019, Func 0000 - NoFunctionCode					
27109-0000-43202-0000-512001-0000-00000	StFlowThruGrant	3,538.00	3,538.00	3,538.15	.15-
Total for Funds 27109, Func 0000 and Revenue accounts		3,538.00	3,538.00	3,538.15	.15-
Funds 27407 - FII, Func 0000 - NoFunctionCode					
27407-0000-43202-0000-512001-0000-00000	StFlowThruGrant	112,478.00	112,478.00		112,478.00
27407-0000-43204-0000-512001-0000-00000	PriorYearBalnce			32,596.92	32,596.92-
Total for Funds 27407, Func 0000 and Revenue accounts		112,478.00	112,478.00	32,596.92	79,881.08
Funds 27502 - Next Gen CTE, Func 0000 - NoFunctionCode					
27502-0000-43202-0000-512001-0000-00000	StFlowThruGrant	57,285.00	57,285.00		57,285.00
27502-0000-43204-0000-512001-0000-00000	PriorYearBalnce			1,587.78	1,587.78-

Selection Grouped by Account Type, Filtered by User Permissions, (Org = 120, Online/Offline = N, Period = 5, UnPosted JEs? = N, Assets and Liabilities? = N, Restricted Accts? = Y, Funds = 1.8, Objct = 4, Obj Digits = 0, Page Break Lvl =)

Balances through 10/31/2023				Fiscal Year 2023/24	
Funds- Func- Obj ct - Pr gm- Locat n- JbCl - Opt nl	Description	Adopted Budget	Revised Budget	Revenue	Account Balance
Total for Funds 27502, Func 0000 and Revenue accounts		57,285.00	57,285.00	1,587.78	55,697.22
Funds 27901 - Indian Ed Act, Func 0000 - NoFunctionCode					
27901- 0000- 43202- 0000- 512001- 0000- 00000	StFlowThruGrant	54,526.00	54,526.00		54,526.00
Total for Funds 27901, Func 0000 and Revenue accounts		54,526.00	54,526.00	.00	54,526.00
Funds 28211 - Covid-19 Test., Func 0000 - NoFunctionCode					
28211- 0000- 43203- 0000- 512001- 0000- 00000	St.DirectGrants	19,584.00	19,584.00	52,518.62	32,934.62-
Total for Funds 28211, Func 0000 and Revenue accounts		19,584.00	19,584.00	52,518.62	32,934.62-
Funds 31200 - PubSchCapOutlay, Func 0000 - NoFunctionCode					
31200- 0000- 43209- 0000- 512001- 0000- 00000	PSCOC Awards			39,250.75	39,250.75-
Total for Funds 31200, Func 0000 and Revenue accounts		.00	.00	39,250.75	39,250.75-
Funds 31400 - SpcCapOutlaySt, Func 0000 - NoFunctionCode					
31400- 0000- 43202- 0000- 512001- 0000- 00000	StFlowThruGrant	95,000.00	95,000.00		95,000.00
31400- 0000- 43204- 0000- 512001- 0000- 00000	PriorYearBalnce	182,417.00	182,417.00	107,944.42	74,472.58
Total for Funds 31400, Func 0000 and Revenue accounts		277,417.00	277,417.00	107,944.42	169,472.58
Funds 31600 - CapImprvmtsHB33, Func 0000 - NoFunctionCode					
31600- 0000- 41110- 0000- 512001- 0000- 00000	AdValoremTaxDst	116,072.00	116,072.00	4,397.50	111,674.50
Total for Funds 31600, Func 0000 and Revenue accounts		116,072.00	116,072.00	4,397.50	111,674.50
Funds 31700 - CapImprvmtsSB-9, Func 0000 - NoFunctionCode					
31700- 0000- 43204- 0000- 512001- 0000- 00000	PriorYearBalnce	6,059.00	6,059.00		6,059.00
Total for Funds 31700, Func 0000 and Revenue accounts		6,059.00	6,059.00	.00	6,059.00
Funds 31701 - CapImprvsSB9Loc, Func 0000 - NoFunctionCode					
31701- 0000- 41110- 0000- 512001- 0000- 00000	AdValoremTaxDst	58,871.00	58,871.00	2,219.91	56,651.09
Total for Funds 31701, Func 0000 and Revenue accounts		58,871.00	58,871.00	2,219.91	56,651.09
Funds 31703 - SB9StateMArch, Func 0000 - NoFunctionCode					
31703- 0000- 43202- 0000- 512001- 0000- 00000	StFlowThruGrant			7,973.00	7,973.00-
Total for Funds 31703, Func 0000 and Revenue accounts		.00	.00	7,973.00	7,973.00-
Total for Org 120 - Cesar Chavez Community		3,540,773.00	3,540,773.00	1,199,905.59	2,340,867.41

Balances through 10/31/2023						Fiscal Year 2023/24
Funds- Func- Obj ct - Pr gm- Locat n- JbCl - Opt nl	Description	Adopted Budget	Revised Budget	Encumbered	Expenditure	Account Balance
Funds 11000 - Operational, Func 1000 - Instruction						
11000- 1000- 51100- 0000- 512001- 1611- 00000	SalariesExpense,SubsSickL	20,000.00	20,000.00			20,000.00
11000- 1000- 51100- 1010- 512001- 1411- 00000	SalariesExpense,Teachers	470,271.00	470,271.00	394,119.23	93,308.23	17,156.46-
11000- 1000- 51100- 1010- 512001- 1612- 00000	SalariesExpense,SubsOther			35,023.46	1,851.87	36,875.33-
11000- 1000- 51100- 1010- 512001- 1711- 00000	SalariesExpense,InstAsst1	68,080.00	68,080.00		7,042.26	61,037.74
11000- 1000- 51100- 2000- 512001- 1412- 00000	SalariesExpense,Teachers	164,638.00	164,638.00	190,980.21	39,538.95	65,881.16-
11000- 1000- 51300- 1010- 512001- 1411- 00000	AddtnlCompenstn,Teachers	37,023.00	37,023.00	18,553.82	4,608.90	13,860.28
11000- 1000- 51300- 1010- 512001- 1711- 00000	AddtnlCompenstn,InstAsst1	13,000.00	13,000.00	10,735.57	2,564.51	300.08-
11000- 1000- 51300- 9000- 512001- 1411- 00000	AddtnlCompenstn,Teachers	825.00	825.00			825.00
11000- 1000- 52111- 0000- 512001- 1611- 00000	EducRetirement	3,630.00	3,630.00			3,630.00
11000- 1000- 52111- 1010- 512001- 1411- 00000	EducRetirement	92,124.00	92,124.00	74,900.42	17,772.01	548.43-
11000- 1000- 52111- 1010- 512001- 1612- 00000	EducRetirement			6,356.83	336.12	6,692.95-
11000- 1000- 52111- 1010- 512001- 1711- 00000	EducRetirement	14,646.00	14,646.00	1,948.45	1,743.62	10,953.93
11000- 1000- 52111- 2000- 512001- 1412- 00000	EducRetirement	29,882.00	29,882.00	34,663.03	7,176.34	11,957.37-
11000- 1000- 52111- 9000- 512001- 1411- 00000	EducRetirement	150.00	150.00			150.00
11000- 1000- 52112- 0000- 512001- 1611- 00000	ERARetireeHlth	400.00	400.00			400.00
11000- 1000- 52112- 1010- 512001- 1411- 00000	ERARetireeHlth	10,149.00	10,149.00	8,252.97	1,958.23	62.20-
11000- 1000- 52112- 1010- 512001- 1612- 00000	ERARetireeHlth			700.53	37.04	737.57-
11000- 1000- 52112- 1010- 512001- 1711- 00000	ERARetireeHlth	1,622.00	1,622.00	214.70	192.14	1,215.16
11000- 1000- 52112- 2000- 512001- 1412- 00000	ERARetireeHlth	3,293.00	3,293.00	3,819.57	790.77	1,317.34-
11000- 1000- 52112- 9000- 512001- 1411- 00000	ERARetireeHlth	17.00	17.00			17.00
11000- 1000- 52210- 0000- 512001- 1611- 00000	FICA Payments	1,240.00	1,240.00			1,240.00
11000- 1000- 52210- 1010- 512001- 1411- 00000	FICA Payments	31,420.00	31,420.00	24,518.42	5,856.00	1,045.58
11000- 1000- 52210- 1010- 512001- 1612- 00000	FICA Payments			2,096.08	110.86	2,206.94-
11000- 1000- 52210- 1010- 512001- 1711- 00000	FICA Payments	5,028.00	5,028.00	665.76	581.52	3,780.72
11000- 1000- 52210- 2000- 512001- 1412- 00000	FICA Payments	10,208.00	10,208.00	11,232.61	2,342.85	3,367.46-
11000- 1000- 52210- 9000- 512001- 1411- 00000	FICA Payments	53.00	53.00			53.00
11000- 1000- 52220- 0000- 512001- 1611- 00000	MedicarePaymnts	290.00	290.00			290.00
11000- 1000- 52220- 1010- 512001- 1411- 00000	MedicarePaymnts	7,363.00	7,363.00	5,733.90	1,369.51	259.59
11000- 1000- 52220- 1010- 512001- 1612- 00000	MedicarePaymnts			490.20	25.92	516.12-
11000- 1000- 52220- 1010- 512001- 1711- 00000	MedicarePaymnts	1,180.00	1,180.00	155.61	136.00	888.39
11000- 1000- 52220- 2000- 512001- 1412- 00000	MedicarePaymnts	2,388.00	2,388.00	2,627.13	547.96	787.09-
11000- 1000- 52220- 9000- 512001- 1411- 00000	MedicarePaymnts	12.00	12.00			12.00
11000- 1000- 52311- 0000- 512001- 1611- 00000	Hth&MedPremiums	11,090.00	11,090.00			11,090.00
11000- 1000- 52311- 1010- 512001- 1411- 00000	Hth&MedPremiums	53,973.00	53,973.00	37,640.40	7,533.30	8,799.30
11000- 1000- 52311- 1010- 512001- 1612- 00000	Hth&MedPremiums			4,861.91	255.89	5,117.80-
11000- 1000- 52311- 1010- 512001- 1711- 00000	Hth&MedPremiums	8,301.00	8,301.00		2,295.39	6,005.61

Selection Grouped by Account Type, Filtered by User Permissions, (Org = 120, Online/Offline = N, Period = 4, UnPosted JEs? = N, Assets and Liabilities? = N, Restricted Accts? = Y, Funds = 1.8, Objct = 5, Obj Digits = 0, Page Break Lvl =)

Balances through 10/31/2023						Fiscal Year 2023/24
Funds- Func- Obj ct - Pr gm- Locat n- JbCl - Opt nl	Description	Adopted Budget	Revised Budget	Encumbered	Expenditure	Account Balance
Funds 11000 - Operational, Func 1000 - Instruction (continued)						
11000- 1000- 52311- 2000- 512001- 1412- 00000	Hth&MedPremiums	22,866.00	22,866.00	22,088.64	2,910.11	2,132.75-
11000- 1000- 52312- 0000- 512001- 1611- 00000	Life	32.00	32.00			32.00
11000- 1000- 52312- 1010- 512001- 1411- 00000	Life	199.00	199.00	175.02	52.37	28.39-
11000- 1000- 52312- 1010- 512001- 1612- 00000	Life			27.36	1.44	28.80-
11000- 1000- 52312- 1010- 512001- 1711- 00000	Life	57.00	57.00		13.62	43.38
11000- 1000- 52312- 2000- 512001- 1412- 00000	Life	64.00	64.00	82.08	18.36	36.44-
11000- 1000- 52313- 0000- 512001- 1611- 00000	Dental	411.00	411.00			411.00
11000- 1000- 52313- 1010- 512001- 1411- 00000	Dental	2,914.00	2,914.00	2,158.22	473.54	282.24
11000- 1000- 52313- 1010- 512001- 1711- 00000	Dental	484.00	484.00		57.20	426.80
11000- 1000- 52313- 2000- 512001- 1412- 00000	Dental	818.00	818.00	723.90	93.36	.74
11000- 1000- 52314- 0000- 512001- 1611- 00000	Vision	136.00	136.00			136.00
11000- 1000- 52314- 1010- 512001- 1411- 00000	Vision	533.00	533.00	375.01	87.70	70.29
11000- 1000- 52314- 1010- 512001- 1711- 00000	Vision	46.00	46.00		5.01	40.99
11000- 1000- 52314- 2000- 512001- 1412- 00000	Vision	208.00	208.00	69.73	17.20	121.07
11000- 1000- 52315- 0000- 512001- 1611- 00000	Disability	384.00	384.00			384.00
11000- 1000- 52315- 1010- 512001- 1411- 00000	Disability	809.00	809.00	415.63	164.88	228.49
11000- 1000- 52315- 1010- 512001- 1711- 00000	Disability	128.00	128.00		27.65	100.35
11000- 1000- 52315- 2000- 512001- 1412- 00000	Disability	336.00	336.00	228.10	28.93	78.97
11000- 1000- 52500- 0000- 512001- 1611- 00000	UnemploymntComp	100.00	100.00			100.00
11000- 1000- 52500- 1010- 512001- 1411- 00000	UnemploymntComp	618.00	618.00	690.39	95.27	167.66-
11000- 1000- 52500- 1010- 512001- 1612- 00000	UnemploymntComp			115.52	6.11	121.63-
11000- 1000- 52500- 1010- 512001- 1711- 00000	UnemploymntComp	176.00	176.00	32.49	26.69	116.82
11000- 1000- 52500- 2000- 512001- 1412- 00000	UnemploymntComp	200.00	200.00	379.02	72.31	251.33-
11000- 1000- 52710- 0000- 512001- 1611- 00000	WorkersCompPrem	235.00	235.00		235.00	
11000- 1000- 52710- 1010- 512001- 1411- 00000	WorkersCompPrem	5,343.00	5,343.00		5,068.00	275.00
11000- 1000- 52710- 1010- 512001- 1711- 00000	WorkersCompPrem	629.00	629.00		770.00	141.00-
11000- 1000- 52710- 2000- 512001- 1412- 00000	WorkersCompPrem	1,933.00	1,933.00		939.00	994.00
11000- 1000- 52710- 4025- 512001- 1412- 00000	WorkersCompPrem				994.00	994.00-
11000- 1000- 52720- 0000- 512001- 1611- 00000	WorkrsCompERFee	10.00	10.00			10.00
11000- 1000- 52720- 1010- 512001- 1411- 00000	WorkrsCompERFee	62.00	62.00	44.19	11.86	5.95
11000- 1000- 52720- 1010- 512001- 1711- 00000	WorkrsCompERFee	18.00	18.00		3.11	14.89
11000- 1000- 52720- 2000- 512001- 1412- 00000	WorkrsCompERFee	20.00	20.00	20.70	4.60	5.30-
11000- 1000- 53330- 1010- 512001- 0000- 00000	ProfessDevelop			1,160.00		1,160.00-
11000- 1000- 53330- 2000- 512001- 0000- 00000	ProfessDevelop			870.00		870.00-
11000- 1000- 53414- 1010- 512001- 0000- 00000	OthProfTechSvcs			2,300.00	2,150.35	4,450.35-
11000- 1000- 53711- 1010- 512001- 0000- 00000	Other Charges	1,300.00	1,300.00	1,625.34	24.00	349.34-

Selection Grouped by Account Type, Filtered by User Permissions, (Org = 120, Online/Offline = N, Period = 4, UnPosted JEs? = N, Assets and Liabilities? = N, Restricted Accts? = Y, Funds = 1.8, Objct = 5, Obj Digits = 0, Page Break Lvl =)

Balances through 10/31/2023						Fiscal Year 2023/24
Funds- Func- Obj ct - Pr gm- Locat n- Jb Cl - Opt nl	Description	Adopted Budget	Revised Budget	Encumbered	Expenditure	Account Balance
Funds 11000 - Operational, Func 1000 - Instruction (continued)						
11000- 1000- 54320- 1010- 512001- 0000- 00000	Tech-R&M	2,300.00	2,300.00			2,300.00
11000- 1000- 54610- 1010- 512001- 0000- 00000	RentLandBldngs	5,000.00	5,000.00	5,000.00		
11000- 1000- 55817- 1010- 512001- 0000- 00000	Student Travel	500.00	500.00	570.00		70.00-
11000- 1000- 55819- 1010- 512001- 0000- 00000	EmpTravTeachers	400.00	400.00			400.00
11000- 1000- 55915- 1010- 512001- 0000- 00000	OthContractSvcs	3,750.00	3,750.00	4,820.00	4,000.00	5,070.00-
11000- 1000- 55915- 9000- 512001- 0000- 00000	OthContractSvcs				452.00	452.00-
11000- 1000- 56105- 1010- 512001- 0000- 00000	InstMats-Opr	1,500.00	1,500.00		599.00	901.00
11000- 1000- 56105- 3000- 512001- 0000- 00000	InstMats-Opr	1,450.00	1,450.00			1,450.00
11000- 1000- 56106- 1010- 512001- 0000- 00000	OthClassMats-Op	25,849.00	25,849.00		372.46	25,476.54
11000- 1000- 56109- 1010- 512001- 0000- 00000	InsMatOnlDgtSub				3,050.00	3,050.00-
11000- 1000- 56112- 1010- 512001- 0000- 00000	Other Textbooks			2,141.82	308.18	2,450.00-
11000- 1000- 56113- 1010- 512001- 0000- 00000	Software	12,000.00	12,000.00	13,100.00	1,200.00	2,300.00-
11000- 1000- 56118- 1010- 512001- 0000- 00000	GenSuppliesMats	41,579.00	41,579.00	1,647.55	373.96	39,557.49
11000- 1000- 56119- 1010- 512001- 0000- 00000	SupplAssets<\$5k	400,500.00	360,500.00	7,315.20	16,649.59	336,535.21
11000- 1000- 57331- 1010- 512001- 0000- 00000	FixedAssets>\$5k	340,363.00	300,363.00			300,363.00
Total for Func 1000 and Expense accounts		1,938,556.00	1,858,556.00	938,466.72	241,333.05	678,756.23
Funds 11000 - Operational, Func 2100 - SuppSvcsStudnts						
11000- 2100- 51100- 0000- 512001- 1217- 00000	SalariesExpense,SecClerTe	51,000.00	51,000.00	36,125.00	14,875.00	
11000- 2100- 51100- 0000- 512001- 1218- 00000	SalariesExpense,SchlStude	129,000.00	129,000.00	59,500.00	33,875.00	35,625.00
11000- 2100- 51100- 4025- 512001- 1214- 00000	SalariesExpense,Couns-Soc	69,600.00	69,600.00	55,100.00	14,500.00	
11000- 2100- 51100- 4025- 512001- 1218- 00000	SalariesExpense,SchlStude	68,900.00	68,900.00	48,804.28	20,095.88	.16-
11000- 2100- 52111- 0000- 512001- 1217- 00000	EducRetirement	9,257.00	9,257.00	6,556.73	2,699.83	.44
11000- 2100- 52111- 0000- 512001- 1218- 00000	EducRetirement	23,414.00	23,414.00	10,799.25	6,148.30	6,466.45
11000- 2100- 52111- 4025- 512001- 1214- 00000	EducRetirement	12,633.00	12,633.00	10,000.65	2,631.75	.60
11000- 2100- 52111- 4025- 512001- 1218- 00000	EducRetirement	12,506.00	12,506.00	8,858.02	3,647.42	.56
11000- 2100- 52112- 0000- 512001- 1217- 00000	ERARetireeHlth	1,020.00	1,020.00	722.50	297.50	
11000- 2100- 52112- 0000- 512001- 1218- 00000	ERARetireeHlth	2,580.00	2,580.00	1,190.00	677.50	712.50
11000- 2100- 52112- 4025- 512001- 1214- 00000	ERARetireeHlth	1,392.00	1,392.00	1,102.00	290.00	
11000- 2100- 52112- 4025- 512001- 1218- 00000	ERARetireeHlth	1,378.00	1,378.00	976.14	401.94	.08-
11000- 2100- 52210- 0000- 512001- 1217- 00000	FICA Payments	3,162.00	3,162.00	2,157.47	889.03	115.50
11000- 2100- 52210- 0000- 512001- 1218- 00000	FICA Payments	7,998.00	7,998.00	3,303.27	1,928.89	2,765.84
11000- 2100- 52210- 4025- 512001- 1214- 00000	FICA Payments	4,316.00	4,316.00	3,249.57	855.73	210.70
11000- 2100- 52210- 4025- 512001- 1218- 00000	FICA Payments	4,272.00	4,272.00	2,919.24	1,202.97	149.79
11000- 2100- 52220- 0000- 512001- 1217- 00000	MedicarePaymnts	740.00	740.00	504.56	207.91	27.53
11000- 2100- 52220- 0000- 512001- 1218- 00000	MedicarePaymnts	1,871.00	1,871.00	772.48	451.11	647.41
11000- 2100- 52220- 4025- 512001- 1214- 00000	MedicarePaymnts	1,010.00	1,010.00	760.00	200.13	49.87
Selection Grouped by Account Type, Filtered by User Permissions, (Org = 120, Online/Offline = N, Period = 4, UnPosted JEs? = N, Assets and Liabilities? = N, Restricted Accts? = Y, Funds = 1.8, Objct = 5, Obj Digits = 0, Page Break Lvl =)						SCHOOLABILITY

Balances through 10/31/2023						Fiscal Year 2023/24
Funds- Func- Obj ct - Pr gm- Locat n- JbCl - Opt nl	Description	Adopted Budget	Revised Budget	Encumbered	Expenditure	Account Balance
Funds 11000 - Operational, Func 2100 - SuppSvcsStudnts (continued)						
11000- 2100- 52220- 4025- 512001- 1218- 00000	MedicarePaymnts	1,000.00	1,000.00	682.72	281.33	35.95
11000- 2100- 52311- 0000- 512001- 1217- 00000	Hth&MedPremiums	6,716.00	6,716.00	5,073.82	2,063.56	421.38-
11000- 2100- 52311- 0000- 512001- 1218- 00000	Hth&MedPremiums	24,404.00	24,404.00	13,945.10	6,374.42	4,084.48
11000- 2100- 52311- 4025- 512001- 1214- 00000	Hth&MedPremiums	7,751.00	7,751.00	6,136.05	1,592.94	22.01
11000- 2100- 52311- 4025- 512001- 1218- 00000	Hth&MedPremiums	5,102.00	5,102.00	3,806.30	1,462.29	166.59-
11000- 2100- 52312- 0000- 512001- 1217- 00000	Life	32.00	32.00	24.48	9.72	2.20-
11000- 2100- 52312- 0000- 512001- 1218- 00000	Life	64.00	64.00	24.48	16.56	22.96
11000- 2100- 52312- 4025- 512001- 1214- 00000	Life	32.00	32.00	27.36	7.08	2.44-
11000- 2100- 52312- 4025- 512001- 1218- 00000	Life	32.00	32.00	24.48	9.72	2.20-
11000- 2100- 52313- 0000- 512001- 1217- 00000	Dental	258.00	258.00	194.48	91.52	28.00-
11000- 2100- 52313- 0000- 512001- 1218- 00000	Dental	857.00	857.00	508.98	265.34	82.68
11000- 2100- 52313- 4025- 512001- 1214- 00000	Dental	121.00	121.00	95.19	25.05	.76
11000- 2100- 52313- 4025- 512001- 1218- 00000	Dental	241.00	241.00	170.17	77.22	6.39-
11000- 2100- 52314- 0000- 512001- 1217- 00000	Vision	57.00	57.00	42.67	17.88	3.55-
11000- 2100- 52314- 0000- 512001- 1218- 00000	Vision	150.00	150.00	62.39	37.50	50.11
11000- 2100- 52314- 4025- 512001- 1214- 00000	Vision	53.00	53.00	41.61	10.95	.44
11000- 2100- 52314- 4025- 512001- 1218- 00000	Vision	53.00	53.00	37.23	14.71	1.06
11000- 2100- 52315- 0000- 512001- 1218- 00000	Disability	195.00	195.00		37.55	157.45
11000- 2100- 52315- 4025- 512001- 1214- 00000	Disability	262.00	262.00	206.91	54.45	.64
11000- 2100- 52500- 0000- 512001- 1217- 00000	UnemploymntComp	100.00	100.00	91.13	10.76	1.89-
11000- 2100- 52500- 0000- 512001- 1218- 00000	UnemploymntComp	200.00	200.00	91.19	21.49	87.32
11000- 2100- 52500- 4025- 512001- 1214- 00000	UnemploymntComp	100.00	100.00	99.33		.67
11000- 2100- 52500- 4025- 512001- 1218- 00000	UnemploymntComp	100.00	100.00	99.29		.71
11000- 2100- 52710- 0000- 512001- 1217- 00000	WorkersCompPrem	599.00	599.00		599.00	
11000- 2100- 52710- 0000- 512001- 1218- 00000	WorkersCompPrem	1,515.00	1,515.00		1,515.00	
11000- 2100- 52710- 4025- 512001- 1214- 00000	WorkersCompPrem	817.00	817.00			817.00
11000- 2100- 52710- 4025- 512001- 1218- 00000	WorkersCompPrem	809.00	809.00		809.00	
11000- 2100- 52720- 0000- 512001- 1217- 00000	WorkrsCompERFee	10.00	10.00	6.90	2.30	.80
11000- 2100- 52720- 0000- 512001- 1218- 00000	WorkrsCompERFee	20.00	20.00	6.90	4.60	8.50
11000- 2100- 52720- 4025- 512001- 1214- 00000	WorkrsCompERFee	10.00	10.00	6.90	2.30	.80
11000- 2100- 52720- 4025- 512001- 1218- 00000	WorkrsCompERFee	10.00	10.00	6.90	2.30	.80
11000- 2100- 53211- 2000- 512001- 0000- 00000	DiagsContracted	22,000.00	22,000.00	39,446.30	862.50	18,308.80-
11000- 2100- 53212- 2000- 512001- 0000- 00000	SpeechThrpsCont	9,000.00	9,000.00	6,693.75	2,306.25	
11000- 2100- 53213- 2000- 512001- 0000- 00000	OccThrpstCont	4,000.00	4,000.00	3,383.75	616.25	
11000- 2100- 53215- 2000- 512001- 0000- 00000	PsychologtsCont	20,000.00	20,000.00	20,000.00		
11000- 2100- 53217- 2000- 512001- 0000- 00000	IntrpretersCont			500.00		500.00-

Selection Grouped by Account Type, Filtered by User Permissions, (Org = 120, Online/Offline = N, Period = 4, UnPosted JEs? = N, Assets and Liabilities? = N, Restricted Accts? = Y, Funds = 1.8, Objct = 5, Obj Digits = 0, Page Break Lvl =)

Balances through 10/31/2023						Fiscal Year 2023/24
Funds- Func- Obj ct - Pr gm- Locat n- Jb Cl - Opt nl	Description	Adopted Budget	Revised Budget	Encumbered	Expenditure	Account Balance
Funds 11000 - Operational, Func 2100 - SuppSvcsStudnts (continued)						
11000-2100-53330-0000-512001-0000-00000	ProfessDevelop			290.00		290.00-
11000-2100-53414-0000-512001-0000-00000	OthProfTechSvcs		30,000.00	11,798.06	10,408.74	7,793.20
11000-2100-53711-0000-512001-0000-00000	Other Charges			300.00		300.00-
11000-2100-54320-0000-512001-0000-00000	Tech-R&M	21,000.00	21,000.00			21,000.00
11000-2100-55915-0000-512001-0000-00000	OthContractSvcs	3,776.00	3,776.00	10,776.00		7,000.00-
11000-2100-56113-0000-512001-0000-00000	Software	25,000.00	25,000.00	20,123.07	5,836.93	960.00-
11000-2100-56118-0000-512001-0000-00000	GenSuppliesMats	1,000.00	1,000.00	2,327.33	434.93	1,762.26-
11000-2100-56118-2000-512001-0000-00000	GenSuppliesMats	200.00	200.00			200.00
Total for Func 2100 and Expense accounts		563,695.00	593,695.00	400,552.38	141,758.03	51,384.59
Funds 11000 - Operational, Func 2200 - Suppt Svcs Inst						
11000-2200-53330-0000-512001-0000-00000	ProfessDevelop	1,000.00	1,000.00			1,000.00
11000-2200-55915-0000-512001-0000-00000	OthContractSvcs	10,000.00	10,100.00	8,264.06	3,029.64	1,193.70-
11000-2200-56113-0000-512001-0000-00000	Software	4,000.00	4,000.00	4,000.00		
11000-2200-56118-0000-512001-0000-00000	GenSuppliesMats	1,852.00	1,852.00	2,783.80	.12	931.92-
11000-2200-56119-0000-512001-0000-00000	SupplAssets<\$5k				488.75	488.75-
Total for Func 2200 and Expense accounts		16,852.00	16,952.00	15,047.86	3,518.51	1,614.37-
Funds 11000 - Operational, Func 2300 - SupptSvcs-Admin						
11000-2300-51100-0000-512001-1111-00000	SalariesExpense,Superinte	112,174.00	112,174.00	79,456.64	32,717.44	.08-
11000-2300-52111-0000-512001-1111-00000	EducRetirement	20,360.00	20,360.00	14,421.44	5,938.24	.32
11000-2300-52112-0000-512001-1111-00000	ERARetireeHlth	2,244.00	2,244.00	1,589.16	654.36	.48
11000-2300-52210-0000-512001-1111-00000	FICA Payments	6,955.00	6,955.00	4,811.85	1,982.55	160.60
11000-2300-52220-0000-512001-1111-00000	MedicarePaymnts	1,627.00	1,627.00	1,125.40	463.68	37.92
11000-2300-52311-0000-512001-1111-00000	Hth&MedPremiums	5,767.00	5,767.00	4,193.05	1,676.60	102.65-
11000-2300-52312-0000-512001-1111-00000	Life	30.00	30.00	23.12	9.19	2.31-
11000-2300-52313-0000-512001-1111-00000	Dental	111.00	111.00	80.41	33.11	2.52-
11000-2300-52314-0000-512001-1111-00000	Vision	49.00	49.00	35.19	14.49	.68-
11000-2300-52500-0000-512001-1111-00000	UnemploymntComp	92.00	92.00	93.79		1.79-
11000-2300-52710-0000-512001-1111-00000	WorkersCompPrem	1,317.00	1,317.00		1,317.00	
11000-2300-52720-0000-512001-1111-00000	WorkrsCompERFee	9.00	9.00	6.51	2.17	.32
11000-2300-53411-0000-512001-0000-00000	Auditing	23,000.00	23,000.00	11,340.98	11,659.02	
11000-2300-53413-0000-512001-0000-00000	Legal	31,000.00	31,000.00	22,928.11	8,071.89	
11000-2300-53711-0000-512001-0000-00000	Other Charges	200.00	200.00			200.00
11000-2300-55400-0000-512001-0000-00000	Advertising	10,000.00	10,000.00	2,179.44	1,204.90	6,615.66
11000-2300-55812-0000-512001-0000-00000	Board Training	1,000.00	1,000.00			1,000.00
11000-2300-55915-0000-512001-0000-00000	OthContractSvcs	8,650.00	8,650.00	13,502.65	1,882.35	6,735.00-

Selection Grouped by Account Type, Filtered by User Permissions, (Org = 120, Online/Offline = N, Period = 4, UnPosted JEs? = N, Assets and Liabilities? = N, Restricted Accts? = Y, Funds = 1.8, Objct = 5, Obj Digits = 0, Page Break Lvl =)

Balances through 10/31/2023						Fiscal Year 2023/24
Funds- Func- Obj ct - Pr gm- Locat n- JbCl - Opt nl	Description	Adopted Budget	Revised Budget	Encumbered	Expenditure	Account Balance
Total for Func 2300 and Expense accounts		224,585.00	224,585.00	155,787.74	67,626.99	1,170.27
Funds 11000 - Operational, Func 2400 - SupSvcsSchAdmin						
11000-2400-51100-0000-512001-1217-00000	SalariesExpense,SecClerTe	42,000.00	42,000.00	29,750.00	12,250.00	
11000-2400-51300-0000-512001-1217-00000	AddtnlCompenstn,SecClerTe	5,125.00	5,125.00	2,125.00	875.00	2,125.00
11000-2400-52111-0000-512001-1217-00000	EducRetirement	8,554.00	8,554.00	5,785.27	2,382.17	386.56
11000-2400-52112-0000-512001-1217-00000	ERARetireeHlth	943.00	943.00	637.50	262.50	43.00
11000-2400-52210-0000-512001-1217-00000	FICA Payments	2,924.00	2,924.00	1,965.71	808.62	149.67
11000-2400-52220-0000-512001-1217-00000	MedicarePaymnts	685.00	685.00	459.68	189.10	36.22
11000-2400-52312-0000-512001-1217-00000	Life	32.00	32.00	24.48	9.72	2.20-
11000-2400-52313-0000-512001-1217-00000	Dental	822.00	822.00	581.74	273.74	33.48-
11000-2400-52314-0000-512001-1217-00000	Vision	136.00	136.00	96.22	40.31	.53-
11000-2400-52315-0000-512001-1217-00000	Disability				.21	.21-
11000-2400-52500-0000-512001-1217-00000	UnemploymntComp	100.00	100.00	80.47	10.48	9.05
11000-2400-52710-0000-512001-1217-00000	WorkersCompPrem	493.00	493.00		493.00	
11000-2400-52720-0000-512001-1217-00000	WorkrsCompERFee	10.00	10.00	6.90	2.30	.80
11000-2400-53330-0000-512001-0000-00000	ProfessDevelop			901.00		901.00-
11000-2400-53414-0000-512001-0000-00000	OthProfTechSvcs				6,098.74	6,098.74-
11000-2400-53711-0000-512001-0000-00000	Other Charges	100.00	100.00	239.00		139.00-
11000-2400-55813-0000-512001-0000-00000	EmpTravNonTeach	1,000.00	1,000.00			1,000.00
11000-2400-55915-0000-512001-0000-00000	OthContractSvcs	800.00	800.00	600.00		200.00
11000-2400-56113-0000-512001-0000-00000	Software				2,324.70	2,324.70-
11000-2400-56118-0000-512001-0000-00000	GenSuppliesMats	13,512.00	13,512.00	1,207.61	2,054.69	10,249.70
Total for Func 2400 and Expense accounts		77,236.00	77,236.00	44,460.58	28,075.28	4,700.14
Funds 11000 - Operational, Func 2500 - Central Svcs						
11000-2500-53414-0000-512001-0000-00000	OthProfTechSvcs		22,900.00	110,724.77	33,229.23	121,054.00-
11000-2500-53711-0000-512001-0000-00000	Other Charges	350.00	350.00	350.00	59.00	59.00-
11000-2500-54320-0000-512001-0000-00000	Tech-R&M	188,954.00	188,954.00	31,839.82	16,360.90	140,753.28
11000-2500-54620-0000-512001-0000-00000	RentEquipVehcl	19,659.00	19,659.00	16,268.45	4,974.99	1,584.44-
11000-2500-55400-0000-512001-0000-00000	Advertising	10,000.00	10,000.00	7,673.35	14,326.65	12,000.00-
11000-2500-55915-0000-512001-0000-00000	OthContractSvcs	600.00	600.00	400.00	650.00	450.00-
11000-2500-56113-0000-512001-0000-00000	Software	18,102.00	18,102.00	2,512.00	20,005.34	4,415.34-
11000-2500-56118-0000-512001-0000-00000	GenSuppliesMats	5,100.00	5,100.00	2,141.39	1,465.31	1,493.30
Total for Func 2500 and Expense accounts		242,765.00	265,665.00	171,909.78	91,071.42	2,683.80
Funds 11000 - Operational, Func 2600 - Op&MaintofPlant						
11000-2600-54311-0000-512001-0000-00000	MntRepFrnFixEqp				104.58	104.58-
11000-2600-54312-0000-512001-0000-00000	MntRepBlgsGrnds	19,000.00	19,000.00	19,358.83	4,428.89	4,787.72-

Selection Grouped by Account Type, Filtered by User Permissions, (Org = 120, Online/Offline = N, Period = 4, UnPosted JEs? = N, Assets and Liabilities? = N, Restricted Accts? = Y, Funds = 1.8, Objct = 5, Obj Digits = 0, Page Break Lvl =)

Balances through 10/31/2023						Fiscal Year 2023/24
Funds- Func- Obj ct - Pr gm- Locat n- JbCl - Opt nl	Description	Adopted Budget	Revised Budget	Encumbered	Expenditure	Account Balance
Funds 11000 - Operational, Func 2600 - Op&MaintofPlant (continued)						
11000-2600-54411-0000-512001-0000-00000	Electricity	31,200.00	31,200.00	22,515.34	8,684.66	
11000-2600-54412-0000-512001-0000-00000	NatGasBuildings	4,000.00	4,000.00	3,903.65	128.16	31.81-
11000-2600-54415-0000-512001-0000-00000	Water/Sewage	10,200.00	10,200.00	9,115.81	1,095.32	11.13-
11000-2600-54416-0000-512001-0000-00000	Communicatn Svcs	21,000.00	21,000.00	13,455.49	8,321.98	777.47-
11000-2600-54610-0000-512001-0000-00000	RentLandBldngs		25,000.00			25,000.00
11000-2600-55200-0000-512001-0000-00000	PropertyLiablns	12,768.00	12,768.00		12,768.00	
11000-2600-55915-0000-512001-0000-00000	OthContractSvcs	73,887.00	73,887.00	85,391.90	16,239.62	27,744.52-
11000-2600-56118-0000-512001-0000-00000	GenSuppliesMats	10,000.00	10,000.00	2,640.31	384.41	6,975.28
11000-2600-56119-0000-512001-0000-00000	SupplAssets<\$5k	1,500.00	1,500.00			1,500.00
Total for Func 2600 and Expense accounts		183,555.00	208,555.00	156,381.33	52,155.62	18.05
Funds 11000 - Operational, Func 2900 - Oth Suppt Svcs						
11000-2900-58215-0000-512001-0000-00000	RestrictExpend	291,239.00	291,239.00			291,239.00
Total for Func 2900 and Expense accounts		291,239.00	291,239.00	.00	.00	291,239.00
Funds 11000 - Operational, Func 3100 - FoodSvcsOpertns						
11000-3100-56116-0000-512001-0000-00000	Food		1,000.00		300.37	699.63
11000-3100-56118-0000-512001-0000-00000	GenSuppliesMats	250.00	1,250.00		382.75	867.25
Total for Func 3100 and Expense accounts		250.00	2,250.00	.00	683.12	1,566.88
Funds 11000 - Operational, Func 4000 - Capital Outlay						
11000-4000-54640-0000-512001-0000-00000	RentalLease2Pur			113,061.96	76,309.32	189,371.28-
Total for Func 4000 and Expense accounts		.00	.00	113,061.96	76,309.32	189,371.28-
Total for Funds 11000		3,538,733.00	3,538,733.00	1,995,668.35	702,531.34	840,533.31
Funds 21000 - Food Svcs, Func 3100 - FoodSvcsOpertns						
21000-3100-56116-0000-512001-0000-00000	Food	53,371.00	53,371.00	30,003.75	6,851.25	16,516.00
Total for Funds 21000, Func 3100 and Expense accounts		53,371.00	53,371.00	30,003.75	6,851.25	16,516.00
Funds 23000 - Non-InstrectSupp, Func 1000 - Instruction						
23000-1000-56118-0000-512001-0000-00000	GenSuppliesMats			511.63	425.88	937.51-
23000-1000-56118-1010-512001-0000-00000	GenSuppliesMats			514.37	1,003.84	1,518.21-
23000-1000-56118-9000-512001-0000-00000	GenSuppliesMats	2,158.00	2,158.00		466.54	1,691.46
Total for Funds 23000, Func 1000 and Expense accounts		2,158.00	2,158.00	1,026.00	1,896.26	764.26-
Funds 24101 - Title I - IASA, Func 1000 - Instruction						
24101-1000-51100-1010-512001-1711-00000	SalariesExpense,InstAsst1	53,703.00	53,703.00	24,511.52	12,168.17	17,023.31
24101-1000-51300-1010-512001-1711-00000	AddtnlCompenstr,InstAsst1			1,979.23	520.85	2,500.08-
24101-1000-52111-1010-512001-1711-00000	EducRetirement	9,605.00	9,605.00	4,808.14	2,303.07	2,493.79
24101-1000-52112-1010-512001-1711-00000	ERARetireeHlth	1,075.00	1,075.00	529.91	253.80	291.29

Selection Grouped by Account Type, Filtered by User Permissions, (Org = 120, Online/Offline = N, Period = 4, UnPosted JEs? = N, Assets and Liabilities? = N, Restricted Accts? = Y, Funds = 1.8, Objct = 5, Obj Digits = 0, Page Break Lvl =)

Balances through 10/31/2023						Fiscal Year 2023/24
Funds- Func- Obj ct - Pr gm- Locat n- JbCl - Opt nl	Description	Adopted Budget	Revised Budget	Encumbered	Expenditure	Account Balance
Funds 24101 - Title I - IASA, Func 1000 - Instruction (continued)						
24101- 1000- 52210- 1010- 512001- 1711- 00000	FICA Payments	3,331.00	3,331.00	1,634.38	777.31	919.31
24101- 1000- 52220- 1010- 512001- 1711- 00000	MedicarePaymnts	781.00	781.00	382.28	181.79	216.93
24101- 1000- 52311- 1010- 512001- 1711- 00000	Hth&MedPremiums	2,069.00	2,069.00	525.92	701.51	841.57
24101- 1000- 52312- 1010- 512001- 1711- 00000	Life	44.00	44.00	21.28	8.26	14.46
24101- 1000- 52313- 1010- 512001- 1711- 00000	Dental	42.00	42.00			42.00
24101- 1000- 52314- 1010- 512001- 1711- 00000	Vision	10.00	10.00			10.00
24101- 1000- 52315- 1010- 512001- 1711- 00000	Disability	58.00	58.00	9.69	15.50	32.81
24101- 1000- 52500- 1010- 512001- 1711- 00000	UnemploymntComp	134.00	134.00	70.44	22.39	41.17
24101- 1000- 52710- 1010- 512001- 1711- 00000	WorkersCompPrem	852.00	852.00		852.00	
24101- 1000- 52720- 1010- 512001- 1711- 00000	WorkrsCompERFee	14.00	14.00	5.34	3.96	4.70
24101- 1000- 56118- 1010- 512001- 0000- 00000	GenSuppliesMats	750.00	750.00			750.00
Total for Func 1000 and Expense accounts		72,468.00	72,468.00	34,478.13	17,808.61	20,181.26
Funds 24101 - Title I - IASA, Func 2400 - SupSvcsSchAdmin						
24101- 2400- 51300- 0000- 512001- 1217- 00000	AddtnlCompenstn,SecClerTe	2,500.00	2,500.00	1,770.89	729.19	.08-
24101- 2400- 52111- 0000- 512001- 1217- 00000	EducRetirement	454.00	454.00	321.47	132.37	.16
24101- 2400- 52112- 0000- 512001- 1217- 00000	ERARetireeHlth	50.00	50.00	35.36	14.56	.08
24101- 2400- 52210- 0000- 512001- 1217- 00000	FICA Payments	155.00	155.00	109.82	45.22	.04-
24101- 2400- 52220- 0000- 512001- 1217- 00000	MedicarePaymnts	37.00	37.00	25.67	10.57	.76
24101- 2400- 52500- 0000- 512001- 1217- 00000	UnemploymntComp			4.42	.58	5.00-
Total for Func 2400 and Expense accounts		3,196.00	3,196.00	2,267.63	932.49	4.12-
Total for Funds 24101		75,664.00	75,664.00	36,745.76	18,741.10	20,177.14
Funds 24106 - IDEABEntitlemnt, Func 1000 - Instruction						
24106- 1000- 51100- 2000- 512001- 1412- 00000	SalariesExpense,Teachers	24,921.00	24,921.00	7,701.27	11,592.33	5,627.40
24106- 1000- 52111- 2000- 512001- 1412- 00000	EducRetirement	5,475.00	5,475.00	1,397.83	2,104.04	1,973.13
24106- 1000- 52112- 2000- 512001- 1412- 00000	ERARetireeHlth	499.00	499.00	154.09	231.86	113.05
24106- 1000- 52210- 2000- 512001- 1412- 00000	FICA Payments	1,546.00	1,546.00	460.18	682.30	403.52
24106- 1000- 52220- 2000- 512001- 1412- 00000	MedicarePaymnts	362.00	362.00	107.54	159.57	94.89
24106- 1000- 52311- 2000- 512001- 1412- 00000	Hth&MedPremiums	3,076.00	3,076.00	628.90	1,329.02	1,118.08
24106- 1000- 52312- 2000- 512001- 1412- 00000	Life	12.00	12.00	3.99	4.85	3.16
24106- 1000- 52313- 2000- 512001- 1412- 00000	Dental	163.00	163.00	14.06	40.36	108.58
24106- 1000- 52314- 2000- 512001- 1412- 00000	Vision	19.00	19.00	6.27	.99	11.74
24106- 1000- 52315- 2000- 512001- 1412- 00000	Disability				24.01	24.01-
24106- 1000- 52500- 2000- 512001- 1412- 00000	UnemploymntComp	36.00	36.00	13.99	34.17	12.16-
24106- 1000- 52710- 2000- 512001- 1412- 00000	WorkersCompPrem	414.00	414.00		414.00	
24106- 1000- 52720- 2000- 512001- 1412- 00000	WorkrsCompERFee	4.00	4.00	1.02	2.42	.56

Selection Grouped by Account Type, Filtered by User Permissions, (Org = 120, Online/Offline = N, Period = 4, UnPosted JEs? = N, Assets and Liabilities? = N, Restricted Accts? = Y, Funds = 1.8, Objct = 5, Obj Digits = 0, Page Break Lvl =)

Balances through 10/31/2023						Fiscal Year 2023/24
Funds- Func- Obj ct - Pr gm- Locat n- JbCl - Opt nl	Description	Adopted Budget	Revised Budget	Encumbered	Expenditure	Account Balance
Total for Funds 24106, Func 1000 and Expense accounts		36,527.00	36,527.00	10,489.14	16,619.92	9,417.94
Funds 24154 - TchPrinTrainRec, Func 2200 - Suppt Svcs Inst						
24154- 2200- 53330- 0000- 512001- 0000- 00000	ProfessDevelop	6,225.00	6,225.00	2,610.00		3,615.00
Total for Funds 24154, Func 2200 and Expense accounts		6,225.00	6,225.00	2,610.00	.00	3,615.00
Funds 24174 - CP-Second-Curr, Func 1000 - Instruction						
24174- 1000- 51100- 1010- 512001- 1411- 00000	SalariesExpense,Teachers	5,837.00	5,837.00			5,837.00
24174- 1000- 52111- 1010- 512001- 1411- 00000	EducRetirement	452.00	452.00			452.00
24174- 1000- 52112- 1010- 512001- 1411- 00000	ERARetireeHlth	117.00	117.00			117.00
24174- 1000- 52210- 1010- 512001- 1411- 00000	FICA Payments	362.00	362.00			362.00
24174- 1000- 52220- 1010- 512001- 1411- 00000	MedicarePaymnts	85.00	85.00			85.00
24174- 1000- 52311- 1010- 512001- 1411- 00000	Hth&MedPremiums	562.00	562.00			562.00
24174- 1000- 52312- 1010- 512001- 1411- 00000	Life	4.00	4.00			4.00
24174- 1000- 52313- 1010- 512001- 1411- 00000	Dental	14.00	14.00			14.00
24174- 1000- 52314- 1010- 512001- 1411- 00000	Vision	6.00	6.00			6.00
24174- 1000- 52500- 1010- 512001- 1411- 00000	UnemploymntComp	11.00	11.00			11.00
24174- 1000- 52710- 1010- 512001- 1411- 00000	WorkersCompPrem	77.00	77.00		77.00	
24174- 1000- 52720- 1010- 512001- 1411- 00000	WorkrsCompERFee	2.00	2.00			2.00
Total for Funds 24174, Func 1000 and Expense accounts		7,529.00	7,529.00	.00	77.00	7,452.00
Funds 24189 - SSAE Title IV, Func 2100 - SuppSvcsStudnts						
24189- 2100- 51100- 0000- 512001- 1214- 00000	SalariesExpense,Couns-Soc	7,200.00	7,200.00	5,771.63	1,378.63	49.74
24189- 2100- 52111- 0000- 512001- 1214- 00000	EducRetirement	1,307.00	1,307.00	1,047.47	250.21	9.32
24189- 2100- 52112- 0000- 512001- 1214- 00000	ERARetireeHlth	144.00	144.00	115.52	27.58	.90
24189- 2100- 52210- 0000- 512001- 1214- 00000	FICA Payments	447.00	447.00	344.85	82.42	19.73
24189- 2100- 52220- 0000- 512001- 1214- 00000	MedicarePaymnts	105.00	105.00	80.75	19.28	4.97
24189- 2100- 52311- 0000- 512001- 1214- 00000	Hth&MedPremiums	613.00	613.00	471.20	111.15	30.65
24189- 2100- 52312- 0000- 512001- 1214- 00000	Life	4.00	4.00	3.04	.70	.26
24189- 2100- 52313- 0000- 512001- 1214- 00000	Dental	15.00	15.00	10.64	2.53	1.83
24189- 2100- 52314- 0000- 512001- 1214- 00000	Vision	7.00	7.00	4.56	1.11	1.33
24189- 2100- 52500- 0000- 512001- 1214- 00000	UnemploymntComp	12.00	12.00	10.44		1.56
24189- 2100- 52710- 0000- 512001- 1214- 00000	WorkersCompPrem	144.00	144.00		144.00	
24189- 2100- 52720- 0000- 512001- 1214- 00000	WorkrsCompERFee	2.00	2.00	.75	.22	1.03
Total for Funds 24189, Func 2100 and Expense accounts		10,000.00	10,000.00	7,860.85	2,017.83	121.32
Funds 24190 - Title I CSI, Func 1000 - Instruction						
24190- 1000- 51300- 1010- 512001- 1411- 00000	AddtnlCompenstn,Teachers		6,727.00		6,000.00	727.00
24190- 1000- 52111- 1010- 512001- 1411- 00000	EducRetirement				1,089.00	1,089.00-

Selection Grouped by Account Type, Filtered by User Permissions, (Org = 120, Online/Offline = N, Period = 4, UnPosted JEs? = N, Assets and Liabilities? = N, Restricted Accts? = Y, Funds = 1.8, Objct = 5, Obj Digits = 0, Page Break Lvl =)

Balances through 10/31/2023						Fiscal Year 2023/24
Funds- Func- Obj ct - Pr gm- Locat n- JbCl - Opt nl	Description	Adopted Budget	Revised Budget	Encumbered	Expenditure	Account Balance
Funds 24190 - Title I CSI, Func 1000 - Instruction (continued)						
24190- 1000- 52112- 1010- 512001- 1411- 00000	ERARetireeHlth				120.01	120.01-
24190- 1000- 52210- 1010- 512001- 1411- 00000	FICA Payments				372.01	372.01-
24190- 1000- 52220- 1010- 512001- 1411- 00000	MedicarePaymnts				86.97	86.97-
24190- 1000- 53330- 0000- 512001- 0000- 00000	ProfessDevelop	91,564.00				
24190- 1000- 56119- 1010- 512001- 0000- 00000	SupplAssets<\$5k		84,837.00		83,896.01	940.99
Total for Funds 24190, Func 1000 and Expense accounts		91,564.00	91,564.00	.00	91,564.00	.00
Funds 24330 - ESSER III, Func 1000 - Instruction						
24330- 1000- 51100- 0000- 512001- 1611- 00000	SalariesExpense,SubsSickL			15,307.23	868.25	16,175.48-
24330- 1000- 51100- 1010- 512001- 1411- 00000	SalariesExpense,Teachers	74,680.00	74,680.00		19,750.02	54,929.98
24330- 1000- 51100- 1010- 512001- 1711- 00000	SalariesExpense,InstAsst1			30,281.25	3,187.50	33,468.75-
24330- 1000- 51100- 2000- 512001- 1412- 00000	SalariesExpense,Teachers	45,279.00	45,279.00		784.32	44,494.68
24330- 1000- 52111- 0000- 512001- 1611- 00000	EducRetirement			2,778.27	157.59	2,935.86-
24330- 1000- 52111- 1010- 512001- 1411- 00000	EducRetirement	13,555.00	13,555.00		3,584.63	9,970.37
24330- 1000- 52111- 1010- 512001- 1711- 00000	EducRetirement			5,496.13	578.54	6,074.67-
24330- 1000- 52111- 2000- 512001- 1412- 00000	EducRetirement	8,219.00	8,219.00		142.35	8,076.65
24330- 1000- 52112- 0000- 512001- 1611- 00000	ERARetireeHlth			306.14	17.37	323.51-
24330- 1000- 52112- 1010- 512001- 1411- 00000	ERARetireeHlth	1,494.00	1,494.00		395.00	1,099.00
24330- 1000- 52112- 1010- 512001- 1711- 00000	ERARetireeHlth			605.72	63.76	669.48-
24330- 1000- 52112- 2000- 512001- 1412- 00000	ERARetireeHlth	906.00	906.00		15.69	890.31
24330- 1000- 52210- 0000- 512001- 1611- 00000	FICA Payments			949.05	53.83	1,002.88-
24330- 1000- 52210- 1010- 512001- 1411- 00000	FICA Payments	4,631.00	4,631.00		1,142.15	3,488.85
24330- 1000- 52210- 1010- 512001- 1711- 00000	FICA Payments			1,813.17	190.86	2,004.03-
24330- 1000- 52210- 2000- 512001- 1412- 00000	FICA Payments	2,808.00	2,808.00		46.90	2,761.10
24330- 1000- 52220- 0000- 512001- 1611- 00000	MedicarePaymnts			221.94	12.59	234.53-
24330- 1000- 52220- 1010- 512001- 1411- 00000	MedicarePaymnts	1,084.00	1,084.00		267.10	816.90
24330- 1000- 52220- 1010- 512001- 1711- 00000	MedicarePaymnts			424.08	44.64	468.72-
24330- 1000- 52220- 2000- 512001- 1412- 00000	MedicarePaymnts	657.00	657.00		10.96	646.04
24330- 1000- 52311- 1010- 512001- 1411- 00000	Hth&MedPremiums	7,802.00	7,802.00		3,163.74	4,638.26
24330- 1000- 52311- 1010- 512001- 1711- 00000	Hth&MedPremiums			3,932.24	413.92	4,346.16-
24330- 1000- 52311- 2000- 512001- 1412- 00000	Hth&MedPremiums	5,589.00	5,589.00		62.60	5,526.40
24330- 1000- 52312- 1010- 512001- 1411- 00000	Life	39.00	39.00		9.24	29.76
24330- 1000- 52312- 1010- 512001- 1711- 00000	Life			27.36	2.88	30.24-
24330- 1000- 52312- 2000- 512001- 1412- 00000	Life	21.00	21.00		.41	20.59
24330- 1000- 52313- 1010- 512001- 1411- 00000	Dental	290.00	290.00		127.98	162.02
24330- 1000- 52313- 1010- 512001- 1711- 00000	Dental			217.36	22.88	240.24-

Selection Grouped by Account Type, Filtered by User Permissions, (Org = 120, Online/Offline = N, Period = 4, UnPosted JEs? = N, Assets and Liabilities? = N, Restricted Accts? = Y, Funds = 1.8, Objct = 5, Obj Digits = 0, Page Break Lvl =)

Balances through 10/31/2023						Fiscal Year 2023/24
Funds- Func- Obj ct - Pr gm- Locat n- JbCl - Opt nl	Description	Adopted Budget	Revised Budget	Encumbered	Expenditure	Account Balance
Funds 24330 - ESSER III, Func 1000 - Instruction (continued)						
24330- 1000- 52313- 2000- 512001- 1412- 00000	Dental	295.00	295.00		1.44	293.56
24330- 1000- 52314- 1010- 512001- 1411- 00000	Vision	64.00	64.00		19.38	44.62
24330- 1000- 52314- 2000- 512001- 1412- 00000	Vision	34.00	34.00		.63	33.37
24330- 1000- 52315- 1010- 512001- 1411- 00000	Disability	53.00	53.00		39.52	13.48
24330- 1000- 52500- 0000- 512001- 1611- 00000	UnemploymntComp			50.52	2.86	53.38-
24330- 1000- 52500- 1010- 512001- 1411- 00000	UnemploymntComp	120.00	120.00			120.00
24330- 1000- 52500- 1010- 512001- 1711- 00000	UnemploymntComp			78.90		78.90-
24330- 1000- 52500- 2000- 512001- 1412- 00000	UnemploymntComp	65.00	65.00			65.00
24330- 1000- 52710- 1010- 512001- 1411- 00000	WorkersCompPrem	1,047.00	1,047.00		1,597.00	550.00-
24330- 1000- 52710- 2000- 512001- 1412- 00000	WorkersCompPrem	490.00	490.00		411.00	79.00
24330- 1000- 52720- 1010- 512001- 1411- 00000	WorkrsCompERFee	12.00	12.00		5.06	6.94
24330- 1000- 52720- 1010- 512001- 1711- 00000	WorkrsCompERFee			6.90		6.90-
24330- 1000- 52720- 2000- 512001- 1412- 00000	WorkrsCompERFee	7.00	7.00		.22	6.78
24330- 1000- 56113- 1010- 512001- 0000- 00000	Software				11,610.00	11,610.00-
24330- 1000- 56118- 1010- 512001- 0000- 00000	GenSuppliesMats				19.49	19.49-
Total for Func 1000 and Expense accounts		169,241.00	169,241.00	62,496.26	48,824.30	57,920.44
Funds 24330 - ESSER III, Func 2100 - SuppSvcsStudnts						
24330- 2100- 51100- 0000- 512001- 1214- 00000	SalariesExpense,Couns-Soc	50,080.00	50,080.00	38,625.10	10,304.72	1,150.18
24330- 2100- 51100- 0000- 512001- 1218- 00000	SalariesExpense,SchlStude			31,875.00	3,750.00	35,625.00-
24330- 2100- 52111- 0000- 512001- 1214- 00000	EducRetirement	9,090.00	9,090.00	7,010.43	1,870.29	209.28
24330- 2100- 52111- 0000- 512001- 1218- 00000	EducRetirement			5,785.27	680.62	6,465.89-
24330- 2100- 52112- 0000- 512001- 1214- 00000	ERARetireeHlth	1,002.00	1,002.00	772.54	206.09	23.37
24330- 2100- 52112- 0000- 512001- 1218- 00000	ERARetireeHlth			637.50	75.00	712.50-
24330- 2100- 52210- 0000- 512001- 1214- 00000	FICA Payments	3,105.00	3,105.00	2,308.31	616.12	180.57
24330- 2100- 52210- 0000- 512001- 1218- 00000	FICA Payments			1,919.64	225.84	2,145.48-
24330- 2100- 52220- 0000- 512001- 1214- 00000	MedicarePaymnts	727.00	727.00	539.79	144.10	43.11
24330- 2100- 52220- 0000- 512001- 1218- 00000	MedicarePaymnts			448.97	52.82	501.79-
24330- 2100- 52311- 0000- 512001- 1214- 00000	Hth&MedPremiums	3,572.00	3,572.00	3,154.00	829.97	411.97-
24330- 2100- 52311- 0000- 512001- 1218- 00000	Hth&MedPremiums			3,518.32	413.92	3,932.24-
24330- 2100- 52312- 0000- 512001- 1214- 00000	Life	23.00	23.00	20.33	5.32	2.65-
24330- 2100- 52312- 0000- 512001- 1218- 00000	Life			24.48	2.88	27.36-
24330- 2100- 52313- 0000- 512001- 1214- 00000	Dental	85.00	85.00	70.49	18.82	4.31-
24330- 2100- 52313- 0000- 512001- 1218- 00000	Dental			97.41	11.46	108.87-
24330- 2100- 52314- 0000- 512001- 1214- 00000	Vision	37.00	37.00	30.78	8.22	2.00-
24330- 2100- 52314- 0000- 512001- 1218- 00000	Vision			42.67	5.02	47.69-
24330- 2100- 52315- 0000- 512001- 1218- 00000	Disability				14.21	14.21-

Selection Grouped by Account Type, Filtered by User Permissions, (Org = 120, Online/Offline = N, Period = 4, UnPosted JEs? = N, Assets and Liabilities? = N, Restricted Accts? = Y, Funds = 1.8, Objct = 5, Obj Digits = 0, Page Break Lvl =)

Balances through 10/31/2023						Fiscal Year 2023/24
Funds- Func- Obj ct - Pr gm- Locat n- JbCl - Opt nl	Description	Adopted Budget	Revised Budget	Encumbered	Expenditure	Account Balance
Funds 24330 - ESSER III, Func 2100 - SuppSvcsStudnts (continued)						
24330- 2100- 52500- 0000- 512001- 1214- 00000	UnemploymntComp	70.00	70.00	70.04		.04-
24330- 2100- 52710- 0000- 512001- 1214- 00000	WorkersCompPrem	583.00	583.00		508.00	75.00
24330- 2100- 52720- 0000- 512001- 1214- 00000	WorkrsCompERFee	7.00	7.00	5.13	1.74	.13
Total for Func 2100 and Expense accounts		68,381.00	68,381.00	96,956.20	19,745.16	48,320.36-
Funds 24330 - ESSER III, Func 2600 - Op&MaintofPlant						
24330- 2600- 54416- 0000- 512001- 0000- 00000	CommunicatnSvcs				40.01	40.01-
Total for Func 2600 and Expense accounts		.00	.00	.00	40.01	40.01-
Total for Funds 24330		237,622.00	237,622.00	159,452.46	68,609.47	9,560.07
Funds 24349 - ARP Preschool, Func 1000 - Instruction						
24349- 1000- 51100- 2000- 512001- 1412- 00000	SalariesExpense,Teachers	1,034.00	1,034.00			1,034.00
Total for Funds 24349, Func 1000 and Expense accounts		1,034.00	1,034.00	.00	.00	1,034.00
Funds 26207 - CNM Foundation, Func 1000 - Instruction						
26207- 1000- 56118- 1010- 512001- 0000- 00000	GenSuppliesMats	574.00	574.00			574.00
Total for Funds 26207, Func 1000 and Expense accounts		574.00	574.00	.00	.00	574.00
Funds 27107 - 2012GOBbondSB66, Func 2200 - Suppt Svcs Inst						
27107- 2200- 56114- 0000- 512001- 0000- 00000	LibraryAudioVis	2,873.00	2,873.00			2,873.00
Total for Funds 27107, Func 2200 and Expense accounts		2,873.00	2,873.00	.00	.00	2,873.00
Funds 27109 - IM-GAA of 2019, Func 1000 - Instruction						
27109- 1000- 56107- 1010- 512001- 0000- 00000	InsMatCR50%Txbk	3,538.00	3,538.00			3,538.00
Total for Funds 27109, Func 1000 and Expense accounts		3,538.00	3,538.00	.00	.00	3,538.00
Funds 27407 - FII, Func 1000 - Instruction						
27407- 1000- 51100- 1010- 512001- 1411- 00000	SalariesExpense,Teachers			36,329.71	10,001.69	46,331.40-
27407- 1000- 51100- 1010- 512001- 1711- 00000	SalariesExpense,InstAsst1	9,818.00	9,818.00	25,501.80	6,711.00	22,394.80-
27407- 1000- 52111- 1010- 512001- 1411- 00000	EducRetirement			6,593.76	1,815.30	8,409.06-
27407- 1000- 52111- 1010- 512001- 1711- 00000	EducRetirement	1,782.00	1,782.00	4,628.59	1,218.05	4,064.64-
27407- 1000- 52112- 1010- 512001- 1411- 00000	ERARetireeHlth			726.56	200.02	926.58-
27407- 1000- 52112- 1010- 512001- 1711- 00000	ERARetireeHlth	197.00	197.00	509.96	134.20	447.16-
27407- 1000- 52210- 1010- 512001- 1411- 00000	FICA Payments			2,188.99	602.86	2,791.85-
27407- 1000- 52210- 1010- 512001- 1711- 00000	FICA Payments	371.00	371.00	1,480.48	394.90	1,504.38-
27407- 1000- 52220- 1010- 512001- 1411- 00000	MedicarePaymnts			511.86	140.99	652.85-
27407- 1000- 52220- 1010- 512001- 1711- 00000	MedicarePaymnts	143.00	143.00	346.18	92.34	295.52-
27407- 1000- 52311- 1010- 512001- 1411- 00000	Hth&MedPremiums			2,236.49	607.14	2,843.63-
27407- 1000- 52311- 1010- 512001- 1711- 00000	Hth&MedPremiums	1,827.00	1,827.00	6,486.60	505.20	5,164.80-
27407- 1000- 52312- 1010- 512001- 1411- 00000	Life			17.86	4.82	22.68-

Selection Grouped by Account Type, Filtered by User Permissions, (Org = 120, Online/Offline = N, Period = 4, UnPosted JEs? = N, Assets and Liabilities? = N, Restricted Accts? = Y, Funds = 1.8, Objct = 5, Obj Digits = 0, Page Break Lvl =)

Balances through 10/31/2023						Fiscal Year 2023/24
Funds- Func- Obj ct - Pr gm- Locat n- JbCl - Opt nl	Description	Adopted Budget	Revised Budget	Encumbered	Expenditure	Account Balance
Funds 27407 - FII, Func 1000 - Instruction (continued)						
27407- 1000- 52312- 1010- 512001- 1711- 00000	Life	9.00	9.00	25.27	3.90	20.17-
27407- 1000- 52313- 1010- 512001- 1411- 00000	Dental			123.69	34.05	157.74-
27407- 1000- 52314- 1010- 512001- 1411- 00000	Vision			26.98	7.43	34.41-
27407- 1000- 52315- 1010- 512001- 1711- 00000	Disability	42.00	42.00	118.37	8.08	84.45-
27407- 1000- 52500- 1010- 512001- 1411- 00000	UnemploymntComp			60.45		60.45-
27407- 1000- 52500- 1010- 512001- 1711- 00000	UnemploymntComp	26.00	26.00	84.17	22.15	80.32-
27407- 1000- 52710- 1010- 512001- 1711- 00000	WorkersCompPrem	163.00	163.00		211.00	48.00-
27407- 1000- 52720- 1010- 512001- 1411- 00000	WorkrsCompERFee			4.50	1.61	6.11-
27407- 1000- 52720- 1010- 512001- 1711- 00000	WorkrsCompERFee	3.00	3.00	6.39	2.13	5.52-
Total for Func 1000 and Expense accounts		14,381.00	14,381.00	88,008.66	22,718.86	96,346.52-
Funds 27407 - FII, Func 2100 - SuppSvcsStudnts						
27407- 2100- 51100- 0000- 512001- 1214- 00000	SalariesExpense,Couns-Soc	69,600.00	69,600.00			69,600.00
27407- 2100- 52111- 0000- 512001- 1214- 00000	EducRetirement	12,633.00	12,633.00			12,633.00
27407- 2100- 52112- 0000- 512001- 1214- 00000	ERARetireeHlth	1,392.00	1,392.00			1,392.00
27407- 2100- 52210- 0000- 512001- 1214- 00000	FICA Payments	4,316.00	4,316.00			4,316.00
27407- 2100- 52220- 0000- 512001- 1214- 00000	MedicarePaymnts	1,010.00	1,010.00			1,010.00
27407- 2100- 52311- 0000- 512001- 1214- 00000	Hth&MedPremiums	7,751.00	7,751.00			7,751.00
27407- 2100- 52312- 0000- 512001- 1214- 00000	Life	32.00	32.00			32.00
27407- 2100- 52313- 0000- 512001- 1214- 00000	Dental	121.00	121.00			121.00
27407- 2100- 52314- 0000- 512001- 1214- 00000	Vision	53.00	53.00			53.00
27407- 2100- 52315- 0000- 512001- 1214- 00000	Disability	262.00	262.00			262.00
27407- 2100- 52500- 0000- 512001- 1214- 00000	UnemploymntComp	100.00	100.00			100.00
27407- 2100- 52710- 0000- 512001- 1214- 00000	WorkersCompPrem	817.00	817.00		817.00	
27407- 2100- 52720- 0000- 512001- 1214- 00000	WorkrsCompERFee	10.00	10.00			10.00
Total for Func 2100 and Expense accounts		98,097.00	98,097.00	.00	817.00	97,280.00
Total for Funds 27407		112,478.00	112,478.00	88,008.66	23,535.86	933.48
Funds 27502 - Next Gen CTE, Func 1000 - Instruction						
27502- 1000- 51100- 1010- 512001- 1411- 00000	SalariesExpense,Teachers	38,715.00	38,715.00			38,715.00
27502- 1000- 51300- 1010- 512001- 1411- 00000	AddtnlCompenstn,Teachers	1,000.00	1,000.00			1,000.00
27502- 1000- 52111- 1010- 512001- 1411- 00000	EducRetirement	7,806.00	7,806.00			7,806.00
27502- 1000- 52112- 1010- 512001- 1411- 00000	ERARetireeHlth	795.00	795.00			795.00
27502- 1000- 52210- 1010- 512001- 1411- 00000	FICA Payments	2,470.00	2,470.00			2,470.00
27502- 1000- 52220- 1010- 512001- 1411- 00000	MedicarePaymnts	577.00	577.00			577.00
27502- 1000- 52311- 1010- 512001- 1411- 00000	Hth&MedPremiums	5,065.00	5,065.00			5,065.00
27502- 1000- 52312- 1010- 512001- 1411- 00000	Life	19.00	19.00			19.00

Selection Grouped by Account Type, Filtered by User Permissions, (Org = 120, Online/Offline = N, Period = 4, UnPosted JEs? = N, Assets and Liabilities? = N, Restricted Accts? = Y, Funds = 1.8, Objct = 5, Obj Digits = 0, Page Break Lvl =)

Balances through 10/31/2023						Fiscal Year 2023/24
Funds- Func- Obj ct - Pr gm- Locat n- JbCl - Opt nl	Description	Adopted Budget	Revised Budget	Encumbered	Expenditure	Account Balance
Funds 27502 - Next Gen CTE, Func 1000 - Instruction (continued)						
27502- 1000- 52313- 1010- 512001- 1411- 00000	Dental	184.00	184.00			184.00
27502- 1000- 52314- 1010- 512001- 1411- 00000	Vision	62.00	62.00			62.00
27502- 1000- 52315- 1010- 512001- 1411- 00000	Disability	163.00	163.00			163.00
27502- 1000- 52500- 1010- 512001- 1411- 00000	UnemploymntComp	56.00	56.00			56.00
27502- 1000- 52710- 1010- 512001- 1411- 00000	WorkersCompPrem	367.00	367.00		367.00	
27502- 1000- 52720- 1010- 512001- 1411- 00000	WorkrsCompERFee	6.00	6.00			6.00
Total for Funds 27502, Func 1000 and Expense accounts		57,285.00	57,285.00	.00	367.00	56,918.00
Funds 27901 - Indian Ed Act, Func 1000 - Instruction						
27901- 1000- 51100- 1010- 512001- 1411- 00000	SalariesExpense,Teachers	39,536.00	39,536.00			39,536.00
27901- 1000- 51100- 1010- 512001- 1711- 00000	SalariesExpense,InstAsst1			9,618.75	1,012.50	10,631.25-
27901- 1000- 51300- 1010- 512001- 1411- 00000	AddtnlCompenstrn,Teachers			5,312.50	1,562.50	6,875.00-
27901- 1000- 51300- 1010- 512001- 1711- 00000	AddtnlCompenstrn,InstAsst1			1,187.50	312.50	1,500.00-
27901- 1000- 52111- 1010- 512001- 1411- 00000	EducRetirement	7,176.00	7,176.00	964.24	283.60	5,928.16
27901- 1000- 52111- 1010- 512001- 1711- 00000	EducRetirement			1,961.18	240.46	2,201.64-
27901- 1000- 52112- 1010- 512001- 1411- 00000	ERARetireeHlth	791.00	791.00	106.25	31.25	653.50
27901- 1000- 52112- 1010- 512001- 1711- 00000	ERARetireeHlth			216.03	26.49	242.52-
27901- 1000- 52210- 1010- 512001- 1411- 00000	FICA Payments	2,452.00	2,452.00	329.46	96.90	2,025.64
27901- 1000- 52210- 1010- 512001- 1711- 00000	FICA Payments			669.94	82.13	752.07-
27901- 1000- 52220- 1010- 512001- 1411- 00000	MedicarePaymnts	574.00	574.00	77.01	22.65	474.34
27901- 1000- 52220- 1010- 512001- 1711- 00000	MedicarePaymnts			156.75	19.23	175.98-
27901- 1000- 52311- 1010- 512001- 1411- 00000	Hth&MedPremiums	2,889.00	2,889.00			2,889.00
27901- 1000- 52312- 1010- 512001- 1411- 00000	Life	23.00	23.00			23.00
27901- 1000- 52312- 1010- 512001- 1711- 00000	Life				.86	.86-
27901- 1000- 52313- 1010- 512001- 1411- 00000	Dental	169.00	169.00			169.00
27901- 1000- 52314- 1010- 512001- 1411- 00000	Vision	37.00	37.00			37.00
27901- 1000- 52500- 1010- 512001- 1411- 00000	UnemploymntComp	70.00	70.00	8.13		61.87
27901- 1000- 52500- 1010- 512001- 1711- 00000	UnemploymntComp			28.20	.24	28.44-
27901- 1000- 52710- 1010- 512001- 1411- 00000	WorkersCompPrem	802.00	802.00			802.00
27901- 1000- 52720- 1010- 512001- 1411- 00000	WorkrsCompERFee	7.00	7.00			7.00
Total for Funds 27901, Func 1000 and Expense accounts		54,526.00	54,526.00	20,635.94	3,691.31	30,198.75
Funds 28211 - Covid-19 Test., Func 2100 - SuppSvcsStudnts						
28211- 2100- 56118- 0000- 512001- 0000- 00000	GenSuppliesMats	19,584.00	19,584.00			19,584.00
Total for Funds 28211, Func 2100 and Expense accounts		19,584.00	19,584.00	.00	.00	19,584.00
Funds 29102 - PrivDirGrntsCat, Func 1000 - Instruction						
29102- 1000- 56118- 1010- 512001- 0000- 00000	GenSuppliesMats	168.00	168.00			168.00

Selection Grouped by Account Type, Filtered by User Permissions, (Org = 120, Online/Offline = N, Period = 4, UnPosted JEs? = N, Assets and Liabilities? = N, Restricted Accts? = Y, Funds = 1.8, Objct = 5, Obj Digits = 0, Page Break Lvl =)



Balances through 10/31/2023					Fiscal Year 2023/24	
Funds- Func- Obj ct - Pr gm- Locat n- Jb Cl - Opt nl	Description	Adopted Budget	Revised Budget	Encumbered	Expenditure	Account Balance
Total for Funds 29102, Func 1000 and Expense accounts		168.00	168.00	.00	.00	168.00
Funds 31400 - SpcCapOutlaySt, Func 4000 - Capital Outlay						
31400- 4000- 53414- 0000- 512001- 0000- 00000	OthProfTech Svcs	95,000.00	95,000.00	188,200.00		93,200.00-
31400- 4000- 56119- 0000- 512001- 0000- 00000	SupplAssets<\$5k	182,417.00	182,417.00	8,720.09		173,696.91
Total for Funds 31400, Func 4000 and Expense accounts		277,417.00	277,417.00	196,920.09	.00	80,496.91
Funds 31600 - CapImprvmtsHB33, Func 2300 - SupptSvcs-Admin						
31600- 2300- 53712- 0000- 512001- 0000- 00000	CityTaxCollCost	4,600.00	4,600.00		43.97	4,556.03
Total for Func 2300 and Expense accounts		4,600.00	4,600.00	.00	43.97	4,556.03
Funds 31600 - CapImprvmtsHB33, Func 4000 - Capital Outlay						
31600- 4000- 54312- 0000- 512001- 0000- 00000	MntRepBlgsGrnds	284,360.00	284,360.00			284,360.00
31600- 4000- 54640- 0000- 512001- 0000- 00000	RentalLease2Pur	17,209.00	17,209.00			17,209.00
Total for Func 4000 and Expense accounts		301,569.00	301,569.00	.00	.00	301,569.00
Total for Funds 31600		306,169.00	306,169.00	.00	43.97	306,125.03
Funds 31700 - CapImprvmtsSB-9, Func 4000 - Capital Outlay						
31700- 4000- 54315- 0000- 512001- 0000- 00000	MntRepBlgsGrdEq	6,059.00	6,059.00	2,401.79		3,657.21
Total for Funds 31700, Func 4000 and Expense accounts		6,059.00	6,059.00	2,401.79	.00	3,657.21
Funds 31701 - CapImprvsSB9Loc, Func 2300 - SupptSvcs-Admin						
31701- 2300- 53712- 0000- 512001- 0000- 00000	CityTaxCollCost	9,422.00	9,422.00		22.19	9,399.81
Total for Func 2300 and Expense accounts		9,422.00	9,422.00	.00	22.19	9,399.81
Funds 31701 - CapImprvsSB9Loc, Func 4000 - Capital Outlay						
31701- 4000- 54315- 0000- 512001- 0000- 00000	MntRepBlgsGrdEq	538,686.00	538,686.00			538,686.00
31701- 4000- 54640- 0000- 512001- 0000- 00000	RentalLease2Pur	80,000.00	80,000.00			80,000.00
31701- 4000- 57331- 0000- 512001- 0000- 00000	FixedAssets>\$5k			5,562.98		5,562.98-
Total for Func 4000 and Expense accounts		618,686.00	618,686.00	5,562.98	.00	613,123.02
Total for Funds 31701		628,108.00	628,108.00	5,562.98	22.19	622,522.83
Total for Org 120 - Cesar Chavez Community		5,529,206.00	5,529,206.00	2,557,385.77	936,568.50	2,035,251.73

Statement Date 10/31/2023

Cash Object 11011

Status Submitted

Journal Entry #

Bank Statement Ending Balance	2,153,584.87 ✓	Service Charge	0.00
Less: Uncleared Payments	106,620.45 ✓	Interest Earned	0.00
Add: Uncleared Deposits	0.00		
Add: Uncleared Other	0.00	Cleared Payments	231,834.93
Adjusted Bank Balance	2,046,964.42 ✓	Cleared Deposits	194,032.14
System Cash Balance	2,027,887.09	Cleared Other	6,185.30-
Add: Unposted Charges and Interest	0.00		
Revised System Cash Balance	2,027,887.09 ✓	Submitted By	JYAMAT, 11/21/2023
Difference	19,077.33 A. Timing difference ✓	Posted By	

Uncleared Payments

Issued	Check #	Check Amount	Pay To Name	Vendor ID	Emp ID	Bank Acct
06/29/22	13311	188.25	NM PED - Finance & Operations	001520		120MAIN
10/14/22	13460	10.00	Brown, Robin	010120		120MAIN
12/02/22	13545	650.55	Century Link	001355		120MAIN
05/19/23	13861	15.00	Montoya, Monique	001596		120MAIN
09/27/23	14055	503.27	Amazon Capital Services, Inc	001361		120MAIN
09/27/23	14057	84,837.30	CamNet, Inc	010184		120MAIN
09/29/23	14061	667.98	Tani Arness		000045	120MAIN
09/29/23	14062	144.58	Norma C. Lira-Perez		000180	120MAIN
10/05/23	14069(*)		AJF Enterprise Inc	010154		120MAIN
10/05/23	14073(*)		Charter School Nursing	000847		120MAIN
10/05/23	14074	69.50	Crystal Springs Bottled Water	000334		120MAIN
10/05/23	14079(*)		Power school Group LLC	010083		120MAIN
10/05/23	14080(*)		TSA Consulting Group, Inc.	001363		120MAIN
10/12/23	14083	134.48	Paula J. Butterworth		000199	120MAIN
10/23/23	14090	24.00	Aguilar, Margaret	010035		120MAIN
10/23/23	14096	6,098.74	Ehlert, Karen	010026		120MAIN
10/23/23	14099	4,000.00	FundEd, L.L.C. / Getfunded	001151		120MAIN
10/23/23	14100	139.91	LaBarge Landscape	010003		120MAIN
10/23/23	14104	627.45	SG Consulting Services, LLC	001409		120MAIN
10/25/23	14106	562.48	Paula J. Butterworth		000199	120MAIN
10/25/23	14110	1,034.97	ADT Commercial LLC	000534		120MAIN
10/25/23	14111	242.16	Arness, Tani	000696		120MAIN
10/25/23	14112	102.51	Century Link	001355		120MAIN
10/25/23	14113	119.38	Century Link	001355		120MAIN
10/25/23	14114	118.92	Century Link	001355		120MAIN
10/25/23	14115	135.00	Century Link	001355		120MAIN

Selection Grouped by Org, Cash Object, Statement Date - Sorted by Item date, Item #, (Org = 120, Cash Object IN ('11011'), Bank Statement Date = 10/31/2023, Uncleared Only? = No)



Statement Date 10/31/2023

Cash Object 11011

Status Submitted

Journal Entry #

Uncleared Payments (continued)

Issued	Check #	Check Amount	Pay To Name	Vendor ID	Emp ID	Bank Acct
10/25/23	14116	5,381.26	DMH Law LLC	010169		120MAIN
10/25/23	14117(*)		Dry Fly Enterprises, Inc	010170		120MAIN
10/25/23	14119	312.76	Heather Blair	HBB		120MAIN
10/25/23	14120	500.00	Pitney Bowes	000762		120MAIN
		106,620.45 ✓	(*) Cancelled Payments			10,512.15

Cleared Payments

Issued	Check #	Check Amount	Cleared Amount	Difference	Cleared	Pay To Name	Vendor ID	Emp ID	Bank Acct
09/27/23	14054	862.50	862.50		10/31/23	ACES	001522		120MAIN
09/27/23	14056	22.33	22.33		10/31/23	Bowers, Amy	010106		120MAIN
09/27/23	14060	1,225.28	1,225.28		10/31/23	Panoptic Clean LLC	010195		120MAIN
09/29/23	14063	187.84	187.84		10/31/23	Evelyn Olmos		000196	120MAIN
09/29/23	14064	539.41	539.41		10/31/23	EFTPS	900004		120MAIN
10/02/23	14065	91.56	91.56		10/31/23	Cuara-Martinez, Karina S	000936		120MAIN
10/03/23	14066	198.00	198.00		10/31/23	Digital Wish	010131		120MAIN
10/05/23	14067	11.13	11.13		10/31/23	ABCWUA	001289		120MAIN
10/05/23	14068	11,076.41	11,076.41		10/31/23	ACES	001522		120MAIN
10/05/23	14070	523.53	523.53		10/31/23	Amazon Capital Services, Inc	001361		120MAIN
10/05/23	14071	141.50	141.50		10/31/23	Bowers, Amy	010106		120MAIN
10/05/23	14072	634.44	634.44		10/31/23	Century Link	001355		120MAIN
10/05/23	14075	1,314.71	1,314.71		10/31/23	EM3 Networks, LLC	010028		120MAIN
10/05/23	14076	565.03	565.03		10/31/23	LaBarge Landscape	010003		120MAIN
10/05/23	14077	32.94	32.94		10/31/23	New Mexico Gas Company	001288		120MAIN
10/05/23	14078	2,871.09	2,871.09		10/31/23	PNM	000528		120MAIN
10/07/23	14081	13,734.42	13,734.42		10/31/23	EFTPS	900004		120MAIN
10/07/23	Batch 10/07/2023	42,384.82	42,384.82		10/31/23				120MAIN
10/10/23	14087	4,206.24	4,206.24		10/31/23	NM RHC	900006		120MAIN
10/10/23	14164	16,888.84	16,888.84		10/31/23	NMPسيا	900001		120MAIN
10/12/23	14082	4,264.97	4,264.97		10/31/23	NM Taxation/Revenue Department	900003		120MAIN
10/12/23	14084	25.52	25.52		10/31/23	EFTPS	900004		120MAIN
10/13/23	14088	40,450.01	40,450.01		10/31/23	NM Educational RetirementBoard	900005		120MAIN
10/20/23	14133	426.16	426.16		10/31/23	Sam's Club & Wal-mart	000935		120MAIN
10/22/23	14085	200.00	200.00		10/31/23	EPARS TSA Consulting Group Inc	901000		120MAIN
10/23/23	14089	3,780.00	3,780.00		10/31/23	ACES	001522		120MAIN
10/23/23	14091	4,592.94	4,592.94		10/31/23	AJF Enterprise Inc	010154		120MAIN
10/23/23	14092	442.45	442.45		10/31/23	Amazon Capital Services, Inc	001361		120MAIN

Selection Grouped by Org, Cash Object, Statement Date - Sorted by Item date, Item #, (Org = 120, Cash Object IN ('11011'), Bank Statement Date = 10/31/2023, Uncleared Only? = No)



Statement Date 10/31/2023

Cash Object 11011

Status Submitted

Journal Entry #

Cleared Payments (continued)

Issued	Check #	Check Amount	Cleared Amount	Difference	Cleared	Pay To Name	Vendor ID	Emp ID	Bank Acct
10/23/23	14093	2,583.00	2,583.00		10/31/23	Charter School Nursing	000847		120MAIN
10/23/23	14094	3,029.64	3,029.64		10/31/23	Charter School Testing Svcs.	000307		120MAIN
10/23/23	14095	2,884.24	2,884.24		10/31/23	Dry Fly Enterprises, Inc	010170		120MAIN
10/23/23	14097	35.08	35.08		10/31/23	Everett, Nathan	001561		120MAIN
10/23/23	14098	308.18	308.18		10/31/23	Follett Higher Edu. CNM Bookstore # 402 M/	000376		120MAIN
10/23/23	14101	6,360.00	6,360.00		10/31/23	Language Tree Online, Inc	010117		120MAIN
10/23/23	14102	1,947.50	1,947.50		10/31/23	LSG and Associates Inc	010013		120MAIN
10/23/23	14103	5,836.93	5,836.93		10/31/23	Power school Group LLC	010083		120MAIN
10/23/23	14105	50.00	50.00		10/31/23	TSA Consulting Group, Inc.	001363		120MAIN
10/24/23	14108	98.90	98.90		10/31/23	New Mexico Taxation and Revenue Dep:	900013		120MAIN
10/24/23	14109	323.66	323.66		10/31/23	NM Dept of Workforce Solutions	900002		120MAIN
10/25/23	14107	13,914.79	13,914.79		10/31/23	EFTPS	900004		120MAIN
10/25/23	14118	200.00	200.00		10/31/23	EPARS TSA Consulting Group Inc	901000		120MAIN
10/25/23	Batch 10/25/2023	42,568.94	42,568.94		10/31/23				120MAIN
		231,834.93	231,834.93 ✓			(*) Cancelled Payments	10,512.15		

Cleared Deposits

Deposited	Deposit #	Deposit Amount	Cleared Amount	Difference	Cleared	Bank Acct
10/12/23	Batch 10/12/2023	84.00	84.00		10/31/23	120MAIN
10/13/23	Batch 10/13/2023	193,451.58	193,451.58		10/31/23	120MAIN
10/17/23	Batch 10/17/2023	4.10	4.10		10/31/23	120MAIN
10/18/23	Batch 10/18/2023	8.21	8.21		10/31/23	120MAIN
10/20/23	Batch 10/20/2023	484.25	484.25		10/31/23	120MAIN
		194,032.14	194,032.14 ✓			

REVIEWED
By Katie Shelton at 8:26 am, Nov 29, 2023

Cleared Other

Effective	JE #	Amount	Cleared Amount	Difference	Cleared	JE Comment	Bank Acct
10/01/23	CA24-00002	86.56-	86.56-		10/31/23		
10/19/23	CA24-00003	6,098.74-	6,098.74-		10/31/23		
		6,185.30-	6,185.30- ✓				

EX24-00282	21230	11/6/2023	19,077.33	2	Posted	VR	Expense	AP09272023D	Reversal of EX24-00163
EX24-00293	21286	11/9/2023	19,077.33	2	Posted	VR	Expense	AP11092023G	FY24 Lease Payment(s)

A. Difference was due to timing difference. The check for lease that was issued in September was voided and reissued in November. ✓

Analyzed Business Checking - PF

Account number: [REDACTED] 4978 ■ October 1, 2023 - October 31, 2023 ■ Page 1 of 3



CEASAR CHAVEZ COMMUNITY SCHOOL
 OPERATING ACCOUNT
 1325 PALOMAS DR SE
 ALBUQUERQUE NM 87108-4718

Questions?

Call your Customer Service Officer or Client Services
 1-800-AT WELLS (1-800-289-3557)
 5:00 AM TO 6:00 PM Pacific Time Monday - Friday

Online: wellsfargo.com

Write: Wells Fargo Bank, N.A. (585)
 P.O. Box 6995
 Portland, OR 97228-6995

Account summary

Analyzed Business Checking - PF

Account number	Beginning balance	Total credits	Total debits	Ending balance
[REDACTED] 4978	\$2,197,486.40	\$246,903.10	-\$290,804.63	\$2,153,584.87

Credits

Deposits

Effective date	Posted date	Amount	Transaction detail
10/04	10/05	95.29	Reversal of Check Posted 10-04-23 Refer to Maker Our Ref: 10-04-23 00000000
10/06	10/10	144.58	Reversal of Check Posted 10-06-23 Refer to Maker Our Ref: 10-06-23 00000000
	10/12	84.00	Deposit
10/16	10/17	1,592.22	Reversal of Check Posted 10-16-23 Refer to Maker Our Ref: 10-16-23 00000000
10/16	10/17	2,583.00	Reversal of Check Posted 10-16-23 Refer to Maker Our Ref: 10-16-23 00000000
10/16	10/17	5,836.93	Reversal of Check Posted 10-16-23 Refer to Maker Our Ref: 10-16-23 00000000
10/16	10/17	50.00	Reversal of Check Posted 10-16-23 Refer to Maker Our Ref: 10-16-23 00000000
		\$10,386.02	Total deposits

Electronic deposits/bank credits

Effective date	Posted date	Amount	Transaction detail
	10/13	193,451.58	State of NEW Mex Vndr Pymt Nmap0001803889 11000 Seg October 2023 11000 Seg October 2023
	10/17	4.10	Sandoval County ACH Paymen 1151595 September 2023 APS Sb-9
	10/18	8.21	Sandoval County ACH Paymen 1152534 September 2023 APS Hb-33
	10/20	484.25	Bernalillo Count Distr_Pymt Cesar Chavez Community
	10/25	8,231.69	ACH Delete Setl - Ceasar Chavez CO - File 1xxxxx8759 Coid 1xxxxx8759
	10/25	34,337.25	ACH Delete Setl - Ceasar Chavez CO - File 1xxxxx8759 Coid 1xxxxx8759
		\$236,517.08	Total electronic deposits/bank credits

\$246,903.10 Total credits



Debits

Electronic debits/bank debits

<i>Effective date</i>	<i>Posted date</i>	<i>Amount</i>	<i>Transaction detail</i>
10/02		539.41 <	Business to Business ACH Debit - IRS Usatapytmt 100223 270367594272584 Cesar Chavez Community
10/06		8,047.59	ACH Prep Origintn - Cesar Chavez Com - File 1200948759 Coid 1200948759
10/06		34,337.23	ACH Prep Origintn - Cesar Chavez Com - File 1200948759 Coid 1200948759
10/06		11.13 <	Business to Business ACH Debit - Abcwua Water Aut Web Pay 231005 1578579560 Cesar Chavez Community
10/06		2,871.09	PNM Web_Pay Oct 23 12409031100523 Cesar Chavez Community
10/10		4,206.24	WT Seq458055 State of NEW Mexico, NE /Bnf=State of NEW Mexico, NEW Mexico Retiree Hea Srf# Rhc 2023 09 Trn#231006458055 Rfb# 565
10/10		16,888.84	WT Seq452844 State of NEW Mexico, Pu /Bnf=State of NEW Mexico, Public Schools Insuran Srf# Gw00000061564988 Trn#231006452844 Rfb# 564
10/10		32.94	NM Gas Company Nmgas Web 155825500568066 Cesar Chavez Communi
10/10		634.44 <	Business to Business ACH Debit - Level 3 Communic Auto Pay 231006 14649617142 x
10/10		13,734.42 <	Business to Business ACH Debit - IRS Usatapytmt 101023 270368320405594 Cesar Chavez Community
10/13		4,264.97 <	Business to Business ACH Debit - Tax_Rev_Wwt_Ecks Trd Pmnt 231011 xxxxx2768 Cesar Chavez Community
10/16		40,450.01 <	Business to Business ACH Debit - Nmerb Web Pay 231013 02336 Cesar Chavez Community
10/19		25.52 <	Business to Business ACH Debit - IRS Usatapytmt 101923 270369242744090 Cesar Chavez Community
10/23		426.16 <	Business to Business ACH Debit - Sams Syf Paymnt Oct 23 604600204947332 Cesar Chavez Community
10/25		8,231.69	ACH Prep Origintn - Cesar Chavez Com - File 1200948759 Coid 1200948759
10/25		8,231.69	ACH Prep Origintn - Cesar Chavez Com - File 1200948759 Coid 1200948759
10/25		34,337.25	ACH Prep Origintn - Cesar Chavez Com - File 1200948759 Coid 1200948759
10/25		34,337.25	ACH Prep Origintn - Cesar Chavez Com - File 1200948759 Coid 1200948759
10/25		323.66 <	Business to Business ACH Debit - State of NM Dws Ui Payment 2364916 Cesar Chavez Community
10/26		200.00	WT Seq452067 U.S. Omni & Tsacg Compl /Bnf=U.S. Omni & Tsacg Compliance Services, Inc. Srf# Epars 09 Trn#231026452067 Rfb# 567
10/26		200.00	WT Seq452055 U.S. Omni & Tsacg Compl /Bnf=U.S. Omni & Tsacg Compliance Services, Inc. Srf# Epars 2023 08 Trn#231026452055 Rfb# 566
10/26		98.90 <	Business to Business ACH Debit - Tax_Rev_Wkc_Ecks Trd Pmnt 231024 xxxxx3680 Cesar Chavez Community
10/27		13,914.79 <	Business to Business ACH Debit - IRS Usatapytmt 102723 270370034587925 Cesar Chavez Community
		\$226,345.22	Total electronic debits/bank debits

< Business to Business ACH: If this is a business account, this transaction has a return time frame of one business day from post date. This time frame does not apply to consumer accounts.

Checks paid

<i>Number</i>	<i>Amount</i>	<i>Date</i>	<i>Number</i>	<i>Amount</i>	<i>Date</i>	<i>Number</i>	<i>Amount</i>	<i>Date</i>
14054	862.50	10/03	14060	1,225.28	10/02	14065*	91.56	10/03
14056*	22.33	10/03	14062*	144.58	10/06	14066	198.00	10/23
14059*	95.29	10/04	14063	187.84	10/03	14068*	11,076.41	10/13



Checks paid (continued)

Number	Amount	Date	Number	Amount	Date	Number	Amount	Date
14069	1,592.22	10/16	14079*	5,836.93	10/16	14097	35.08	10/25
14070	523.53	10/13	14080	50.00	10/16	14098	308.18	10/31
14071	141.50	10/23	14089*	3,780.00	10/27	14101*	6,360.00	10/30
14073*	2,583.00	10/16	14091*	4,592.94	10/30	14102	1,947.50	10/30
14073 14093	2,583.00	10/26	14094*	3,029.64	10/27	14103	5,836.93	10/30
14075*	1,314.71	10/20	14095	2,884.24	10/30	14105*	50.00	10/30
14076	565.03	10/19	14096	6,098.74	10/31	99933170*	442.45	10/24
			\$64,459.41	Total checks paid				

* Gap in check sequence.

\$290,804.63 Total debits

Daily ledger balance summary

Date	Balance	Date	Balance	Date	Balance
09/30	2,197,486.40	10/12	2,113,877.56	10/23	2,248,839.86
10/02	2,195,721.71	10/13	2,291,464.23	10/24	2,248,397.41
10/03	2,194,557.48	10/16	2,240,952.07	10/25	2,205,469.73
10/04	2,194,462.19	10/17	2,251,018.32	10/26	2,202,387.83
10/05	2,194,557.48	10/18	2,251,026.53	10/27	2,181,663.40
10/06	2,149,145.86	10/19	2,250,435.98	10/30	2,159,991.79
10/10	2,113,793.56	10/20	2,249,605.52	10/31	2,153,584.87
Average daily ledger balance		\$2,203,415.25			

Limits to your Card

Effective on or after August 28, 2023 in Selected Terms and Conditions for

- Wells Fargo Consumer debit and ATM cards
- Wells Fargo Campus debit and ATM cards
- Wells Fargo Business debit, ATM, and deposit cards
- Wells Fargo Advisors debit cards

In the section titled "Using your card," under subsection titled "Daily limits and funds available for using your Card" bullet titled "The limits for your Card" is deleted and replaced with:

The limits for your Card: We provide you your daily ATM withdrawal and purchase limits when you receive your Card. You can confirm your Card's daily limits by signing on to Wells Fargo Online or the Wells Fargo Mobile® app, or calling us at the number listed in the "Contact Us" section. Note: For security reasons there may be additional limits on the amount, number, or type of transactions you can make using your Card, including the geographic location of the ATM or merchant.

Please see the Wells Fargo debit and ATM card terms and conditions applicable to your card, which can be found at www.wellsfargo.com/debit-card/terms-and-conditions.