

Cesar Chavez Community School
Financial Update
June 13, 2023

A. BARs

<u>BAR #</u>	<u>Fund Description</u>	<u>Reason/Type</u>	<u>Amount</u>
<u>1</u> 2223-0046-I	24154 - Title II	Carryover FY19-20, FY20-21, FY21-22 & Final FY22-23	\$ 16,811.00
<u>2</u> 2223-0047-D	24106 - Entitlement IDEA B	Carryover FY20-21, FY21-22 & Final FY22-23	\$ (7,833.00)

B. Payroll & Accounts Payable Payment Vouchers

1 May 2023

C. Financial Statement Reports - as of April 30, 2023

1 Financial Analysis

2 Bank Reconciliations

D. Other

Must submit backup for all BARs,
except transfers of funds for SEG or
direct grants

STATE OF NEW MEXICO
PUBLIC EDUCATION DEPARTMENT
300 Don Gaspar Santa Fe, NM 87501-2786
Budget Adjustment Request

Doc. ID: 512-000-2223-0046-I

Fund Type: Flowthrough

Adjustment Type: Increase

Fiscal Year: 2022-2023

Entity Name: Cesar Chavez Community School

Adjustment Changes Intent/Scope of Program Yes or No?: No

Contact: Erik Perez, Business Manager

Total Approved Budget (Flowthrough):

Phone: 505-600-5577

Email: erik@k12accounting.com

FLOWTHROUGH ONLY	Budget Period: 07/01/2022	To: 06/30/2023
A. Approved Carryover:		
B. Total Current Year Allocation:		
D. Total Funding Available:		

Revenue 24154.0000.44500 \$16,811

Fund	Function	Object	Program	Location	Job Class	Present Budget	Adj Amt Exp	Adj Budget	ADD'L FTE
24154 Teacher/ Principal Training & Recruiting	1000 Instruction	53330 Professional Development	0000 No Program	512001 Cesar Chavez Community School-Admin Office	0000 No Job Class		\$16,811	\$16,811	
Sub Total							\$16,811		
Indirect Cost									
DOC. TOTAL							\$16,811		

Justification:

FY19-20, FY20-21, FY21-22 & Final FY22-23

Compliance with Sections 10-15-1 and 22-8-12, NMSA, 1978 Compilation:

A. The requested budget/changes were authorized at a scheduled Board of Education or Governance Council meeting open to the public on:

B. Justification for the transfer: Explanation such as "underbudgeted", "insufficient budget", or "needed to close out Project" ARE NOT ACCEPTABLE. Attach additional sheets if necessary.

ALL TRANSFER BARS MUST NET OUT TO ZERO ON THE DOC. TOTAL LINE.

Must submit backup for all BARs,
except transfers of funds for SEG or
direct grants

STATE OF NEW MEXICO
PUBLIC EDUCATION DEPARTMENT
300 Don Gaspar Santa Fe, NM 87501-2786
Budget Adjustment Request

Doc. ID: 512-000-2223-0047-D

Fund Type: Flowthrough

Adjustment Type: Decrease

Fiscal Year: 2022-2023

Entity Name: Cesar Chavez Community School

Adjustment Changes Intent/Scope of Program Yes or No?: No

Contact: Erik Perez, Business Manager

Total Approved Budget (Flowthrough):

Phone: 505-600-5577

Email: erik@k12accounting.com

FLOWTHROUGH ONLY	
Budget Period: 07/01/2022	To: 06/30/2023
A. Approved Carryover:	
B. Total Current Year Allocation:	
D. Total Funding Available:	

Revenue 24106.0000.44500 (\$7,833)

Fund	Function	Object	Program	Location	Job Class	Present Budget	Adj Amt Exp	Adj Budget	ADD'L FTE
24106 Entitlement IDEA-B	1000 Instruction	51100 Salaries Expense	2000 Special Programs	512001 Cesar Chavez Community School-Admin Office	1412 Teachers-Special Education	\$32,635	(\$2,236)	\$30,399	
24106 Entitlement IDEA-B	1000 Instruction	52111 Educational Retirement	2000 Special Programs	512001 Cesar Chavez Community School-Admin Office	1412 Teachers-Special Education	\$5,597	(\$5,597)		
Sub Total							(\$7,833)		
Indirect Cost									
DOC. TOTAL							(\$7,833)		

Justification:

Carryover FY20-21, FY21-22 & Final FY22-23

Compliance with Sections 10-15-1 and 22-8-12, NMSA, 1978 Compilation:

A. The requested budget/changes were authorized at a scheduled Board of Education or Governance Council meeting open to the public on:

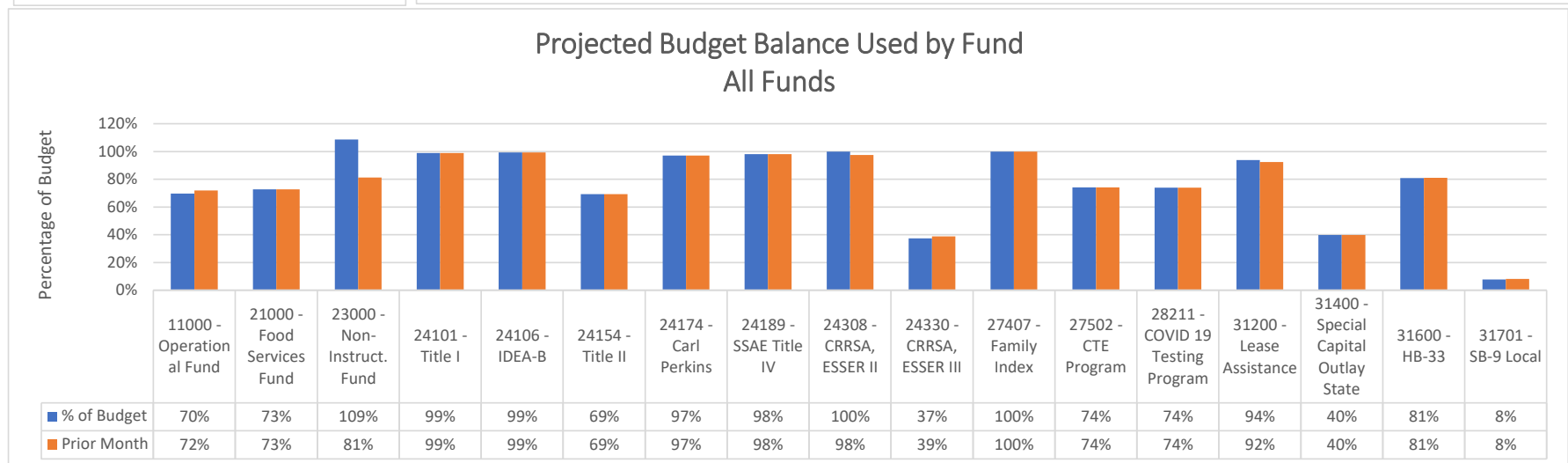
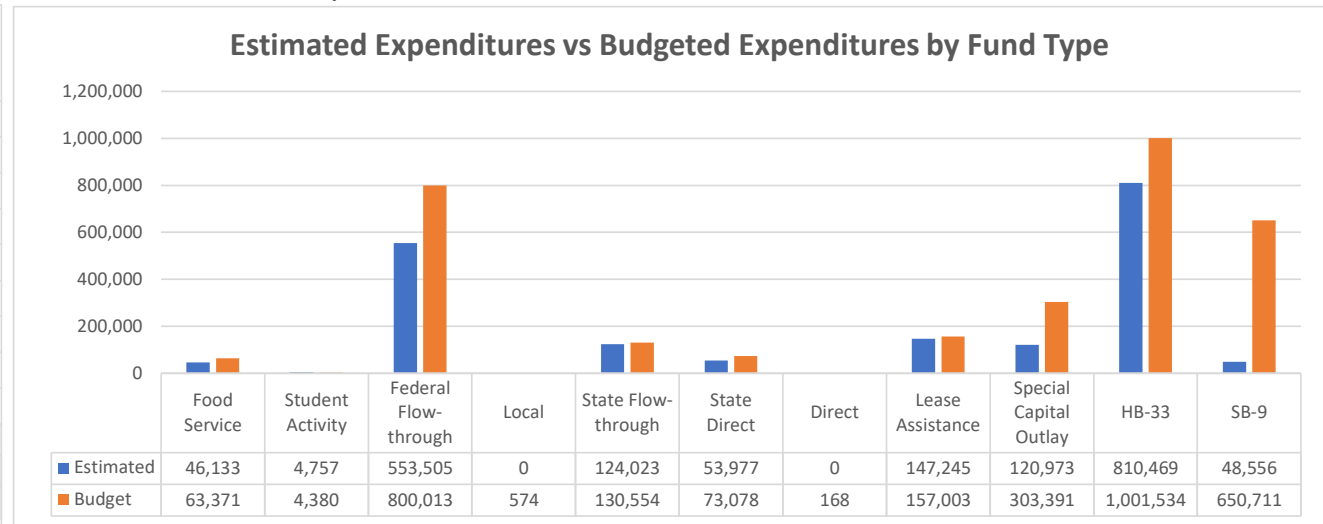
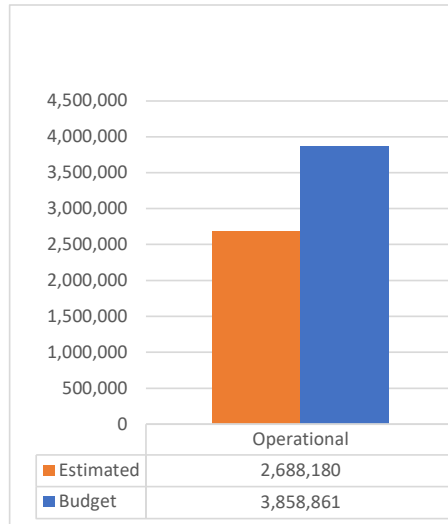
B. Justification for the transfer: Explanation such as "underbudgeted", "insufficient budget", or "needed to close out Project" ARE NOT ACCEPTABLE. Attach additional sheets if necessary.

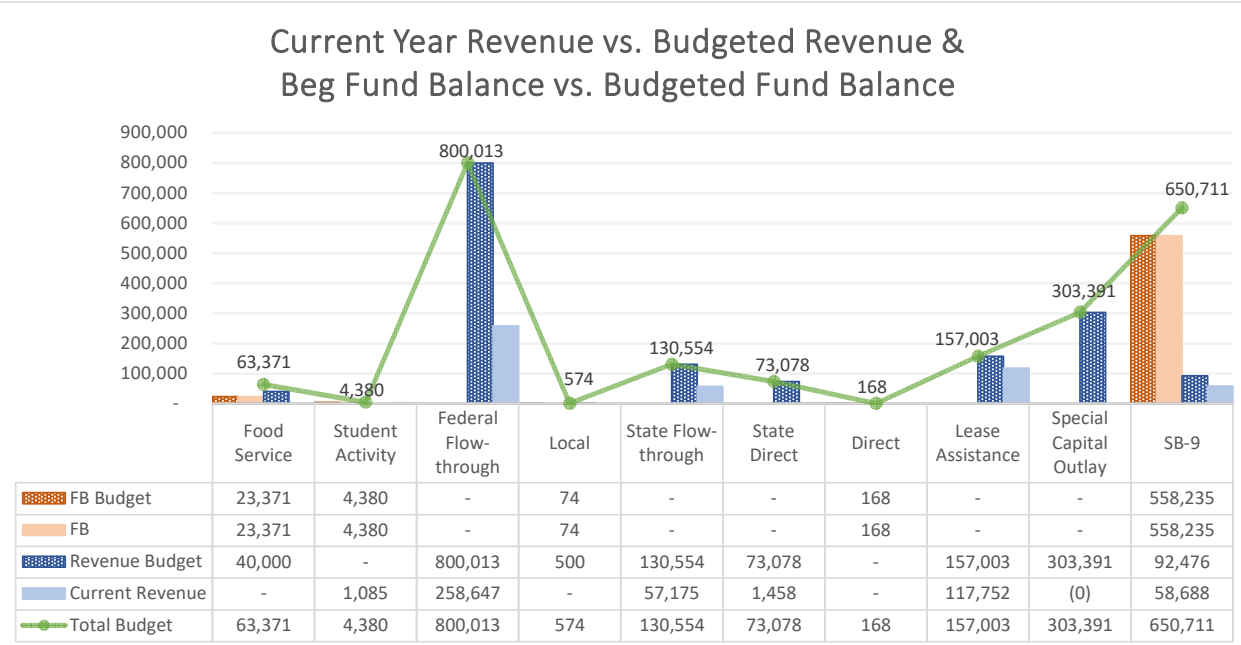
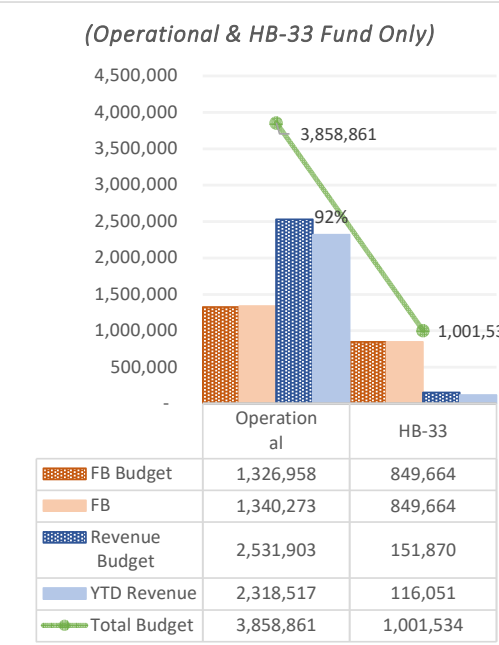
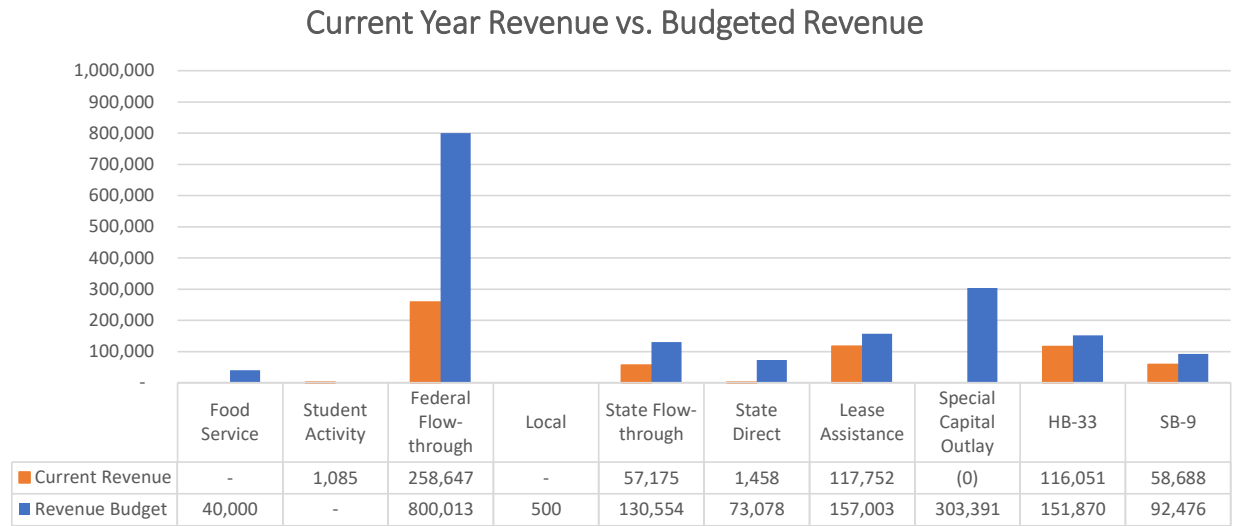
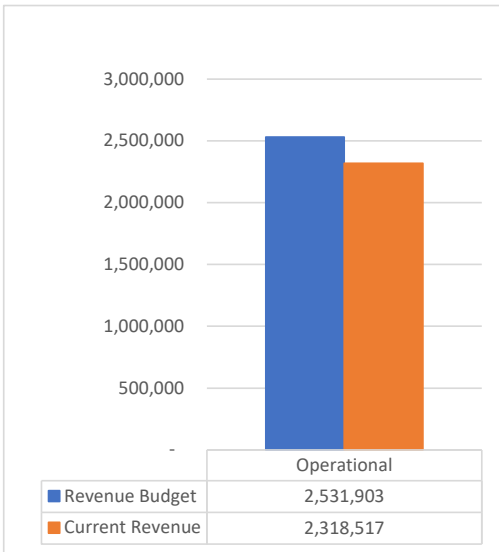
ALL TRANSFER BARS MUST NET OUT TO ZERO ON THE DOC. TOTAL LINE.

Cesar Chavez Community School

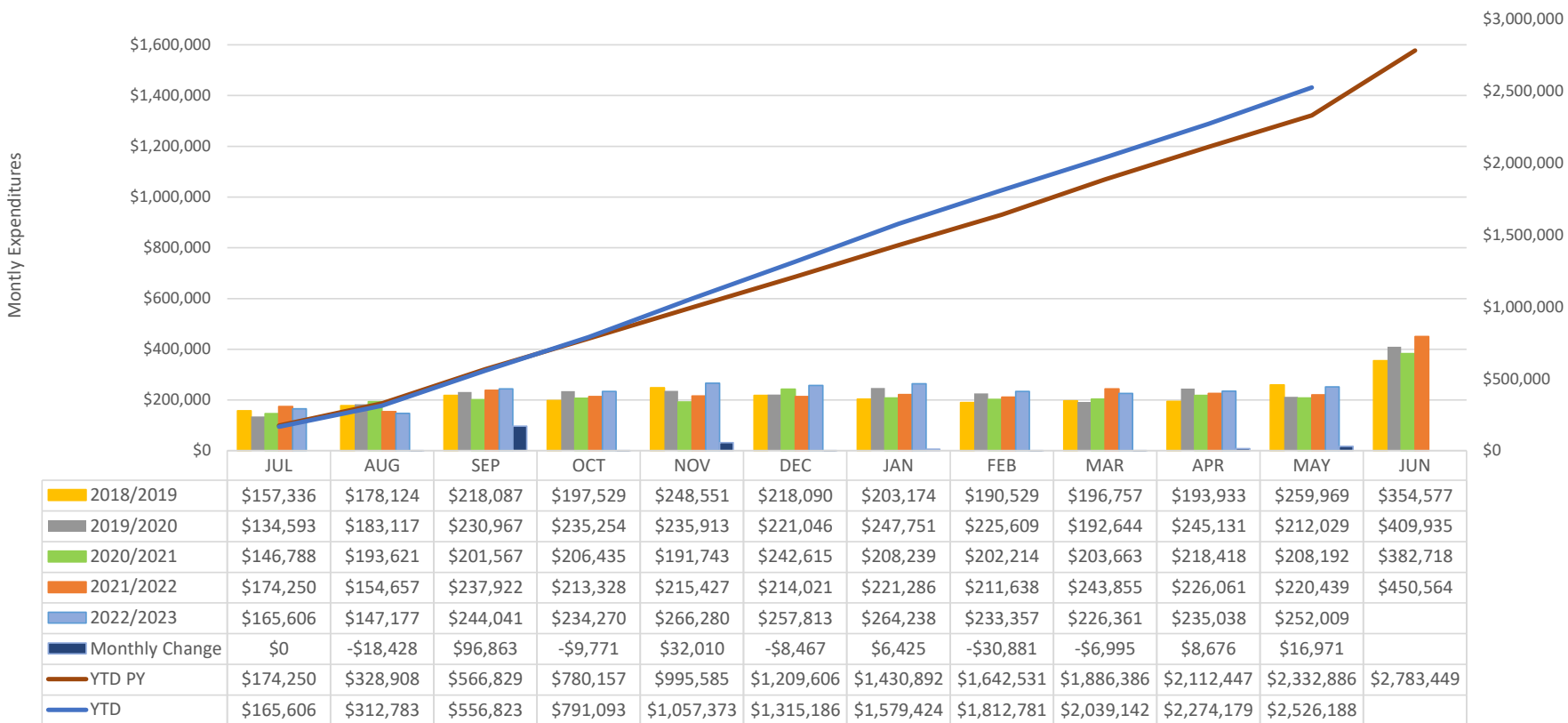
Expenditure Analytical Review

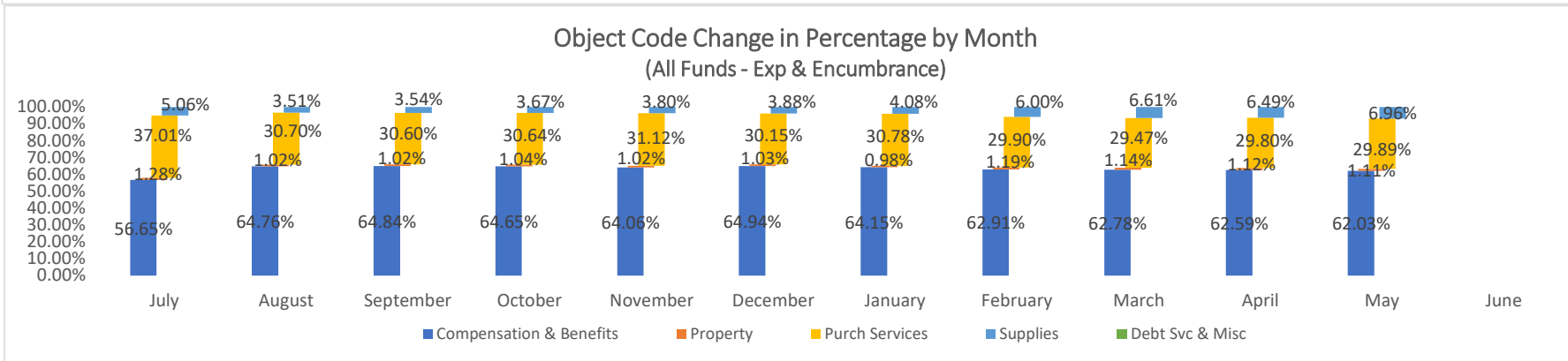
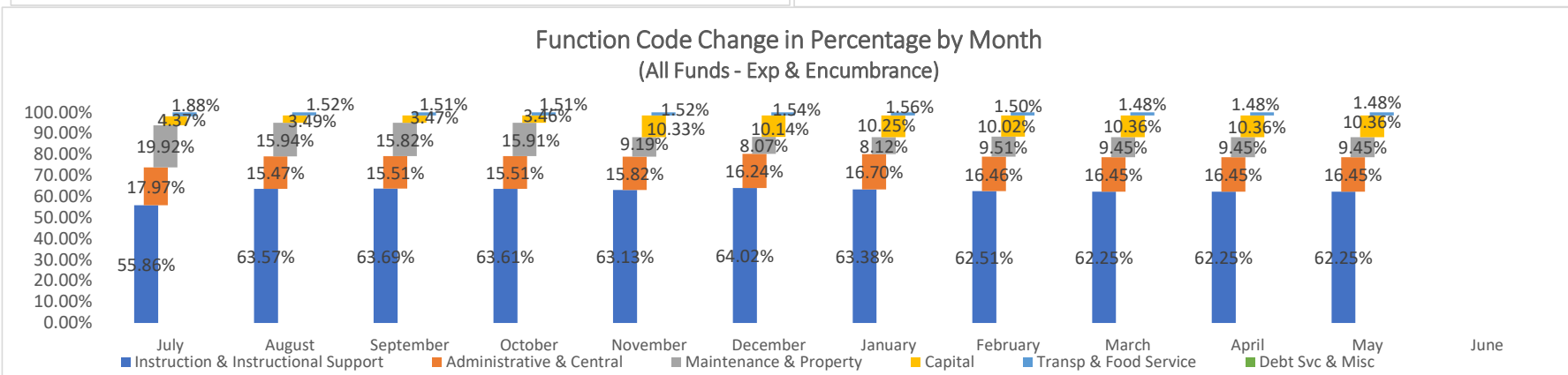
May 31, 2023





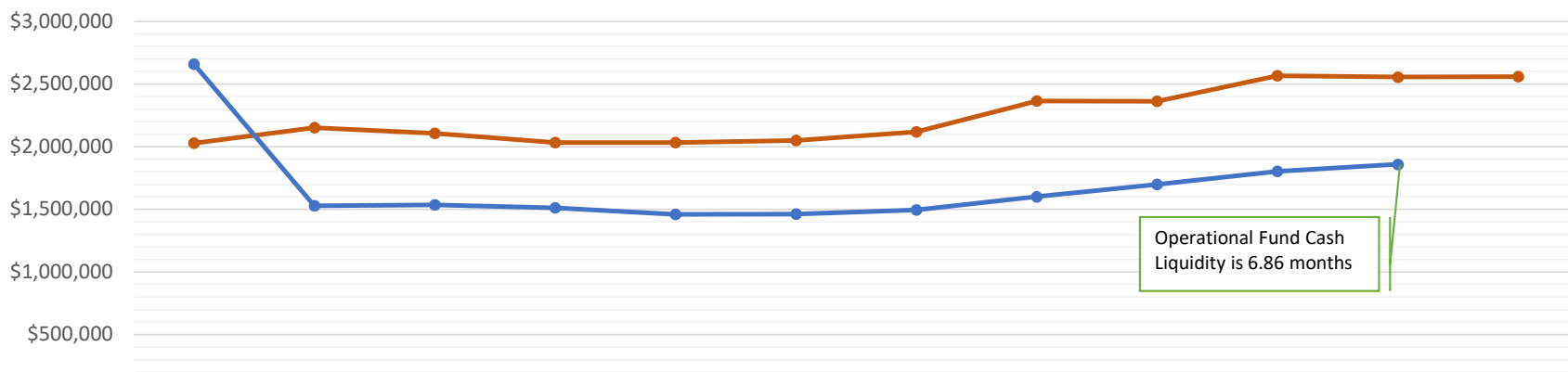
Yearly Expenditure Comparison by Month - All Funds





Note: Graphs do not include One time special payment from Building Purchase

Monthly Cash Balance All Funds



	JUL	AUG	SEP	OCT	NOV	DEC	JAN	FEB	MAR	APR	MAY	JUN
—● FY2022	\$2,029,338	\$2,152,112	\$2,107,515	\$2,034,029	\$2,033,393	\$2,049,210	\$2,118,888	\$2,364,120	\$2,361,614	\$2,565,643	\$2,555,792	\$2,558,225
—● FY2023	\$2,659,548	\$1,528,172	\$1,536,319	\$1,511,757	\$1,461,033	\$1,461,818	\$1,495,930	\$1,600,897	\$1,700,124	\$1,803,513	\$1,858,947	

Checks Dated 05/01/2023 through 05/31/2023

Check Number	Check Date	Pay to the Order of	Check Amount
13810	05/05/2023	ABCWUA	11.13
13811	05/05/2023	Follett Higher Edu. CNM Bookst ore # 402 MA 4026102	762.00
13812	05/05/2023	Wells Fargo Financial Leasing	1,589.34
13813	05/05/2023	ACES	16,244.86
13814	05/05/2023	Amazon Capital Services, Inc	173.73
13815	05/05/2023	Cooperative Educational Services	1,179.42
13816	05/05/2023	Dry Fly Enterprses, Inc	3,556.45
13817	05/05/2023	EM3 Networks, LLC	131.47
13818	05/05/2023	Jones School Supply Co., Inc	25.56
13819	05/05/2023	ServiceMaster Clean	648.07
13820	05/05/2023	Sierra Fire Protection	413.88
13821	05/05/2023	TSA Consulting Group, Inc.	50.00
13822	05/05/2023	Verizon Wireless	145.74
13827	05/12/2023	ABCWUA	330.78
13828	05/12/2023	ACR LLC	917.50
13829	05/12/2023	ACT, Inc.	487.50
13830	05/12/2023	AJF Enterprise Inc	2,273.60
13831	05/12/2023	Albuquerque Publishing Co	44.01
13832	05/12/2023	Allegro Marketing Inc	342.59
13833	05/12/2023	Amazon Capital Services, Inc	114.86
13834	05/12/2023	Arness, Tani	401.38
13835	05/12/2023	CCCS Education Foundation	19,077.33
13836	05/12/2023	Charter School Nursing	2,413.60
13837	05/12/2023	DMH Law LLC	2,693.75
13838	05/12/2023	Dry Fly Enterprses, Inc	212.16
13839	05/12/2023	Herff Jones LLC	27.55
13840	05/12/2023	Inian Pueblo Marketing Inc	3,760.00
13841	05/12/2023	Knox Associates Inc	568.00
13842	05/12/2023	GEB, Inc	1,398.89
13843	05/12/2023	Kroger Smiths Customer Charges	53.17
13844	05/12/2023	Twisters	233.80
13846	05/15/2023	EPARS TSA Consulting Group Inc	200.00
13847	05/15/2023	EPARS TSA Consulting Group Inc	200.00
13848	05/17/2023	Johnson Controls Inc	7,359.33
13849	05/18/2023	Cuara-Martinez, Karina S	445.23
13850	05/19/2023	ABCWUA	19.11
13851	05/19/2023	ACR LLC	458.75
13852	05/19/2023	AJF Enterprise Inc	3,116.62
13853	05/19/2023	Bowers, Amy	162.78
13854	05/19/2023	Cooperative Educational Services	1,522.52
13855	05/19/2023	John G. Little	2,095.68
13856	05/19/2023	LaBarge Landscape	565.69
13857	05/19/2023	LSG and Associates Inc	656.25
13858	05/19/2023	Catholic Community Services.	126.07
13859	05/19/2023	Century Link	102.41
13860	05/19/2023	Century Link	116.15
13861	05/19/2023	Montoya, Monique	15.00
13862	05/19/2023	New Mexico Gas Company	105.96
13863	05/19/2023	ServiceMaster Clean	126.98

The preceding Checks have been issued in accordance with the District's Policy and authorization of the Board of Trustees. It is recommended that the preceding Checks be approved.



Page 1 of 2

Checks Dated 05/01/2023 through 05/31/2023

Check Number	Check Date	Pay to the Order of	Check Amount
13864	05/22/2023	NM Taxation/Revenue Department	3,441.62
13866	05/24/2023	Jazmin Lopez Ontiveros	375.00
13867	05/25/2023	Alton, Amanda	44.00
13868	05/25/2023	Amazon Capital Services, Inc	1,066.40
13869	05/25/2023	PCSNM	1,914.00
13870	05/25/2023	Verizon Wireless	40.03
13871	05/25/2023	Amazon Capital Services, Inc	5,410.48
13872	05/25/2023	Arness, Tani	655.12
13873	05/25/2023	Herff Jones LLC	254.80
13874	05/25/2023	Sam's Club & Wal-mart	585.19
13875	05/25/2023	ServiceMaster Clean	4,172.08
13876	05/25/2023	Verizon Wireless	105.56
13900	05/16/2023	NM Educational RetirementBoard	32,718.35
13901	05/08/2023	NM RHC	3,524.40
13902	05/01/2023	New Mexico Taxation and Revenue Department	94.60
13903	05/01/2023	NM Dept of Workforce Solutions	1,198.44
13904	05/08/2023	NMPSIA	18,371.84
Total Number of Checks			66
			151,648.56

Fund Recap

Fund	Description	Check Count	Expensed Amount
11000	Operational Fund	58	92,798.13
21000	Food Services Fund	2	2,743.40
23000	Non-Instruct. Fund	5	1,882.06
24101	Title I - IASA	6	2,415.49
24106	IDEA-B Entitlement	6	1,473.27
24154	Teach./Princp. Train & Recruit	1	2,095.68
24174	Carl Perkins Second. - Current	6	212.09
24189	SSAE Title IV	6	282.27
24308	CRRSA, ESSER II	6	7,428.39
24330	CRRSA, ESSER III	8	5,312.42
27407	Family Income Index	6	3,459.29
27502	Next Gen CTE	6	141.41
28211	NM Schools Covid Test	1	7,359.33
31200	Public School Capital Outlay	1	13,083.58
31400	Special Capital Outlay State	1	4,968.00
31600	Capital Improv. HB 33	1	1,078.87
31701	Capital Improv. SB9 Local	1	4,914.88
Total Number of Checks		66	151,648.56
Less Unpaid Tax Liability			.00
Net (Check Amount)			151,648.56

The preceding Checks have been issued in accordance with the District's Policy and authorization of the Board of Trustees. It is recommended that the preceding Checks be approved.



Bank Account 120MAIN - Wells Fargo Operating Account

Payment Id	Comment						
Check # 13810	11000	05/05/2023	Check Amt	11.13	Status Printed	ABCWUA (001289/1)	
157929465141		Water Utilities				11000- 2600- 54415- 0000- 512001- 0000- 00000	11.13
Check # 13811	11000	05/05/2023	Check Amt	762.00	Status Printed	Follett Higher Edu. CNM Bookst ore # 402 MA 4026102 (000376/4)	
1184470		CNM / Book Fee				11000- 1000- 56112- 1010- 512001- 0000- 00000	762.00
Check # 13812	11000	05/05/2023	Check Amt	1,589.34	Status Printed	Wells Fargo Financial Leasing (000647/2)	
5024896532		Copy Machine Lease				11000- 2500- 54620- 0000- 512001- 0000- 00000	1,589.34
Check # 13813	11000	05/05/2023	Check Amt	16,244.86	Status Printed	ACES (001522/2)	
10994		Business Manager Services				11000- 2500- 53414- 0000- 512001- 0000- 00000	13,744.86
11064		Canteen Food Servcies				21000- 3100- 56116- 0000- 512001- 0000- 00000	2,500.00
Check # 13814	11000	05/05/2023	Check Amt	173.73	Status Printed	Amazon Capital Services, Inc (001361/2)	
1GKQ-V9LT-1PP1		Classroom Desk Chair for Science Classroom				11000- 2400- 56119- 0000- 512001- 0000- 00000	109.94
1HN4-DH3G-C3M1		Science Classroom Supplies				11000- 1000- 56118- 1010- 512001- 0000- 00000	63.79
Check # 13815	11000	05/05/2023	Check Amt	1,179.42	Status Printed	Cooperative Educational Services (000327/3)	
36-047845		Diagnosticians				11000- 2100- 53211- 2000- 512001- 0000- 00000	1,179.42
Check # 13816	11000	05/05/2023	Check Amt	3,556.45	Status Printed	Dry Fly Enterprises, Inc (010170/1)	
IN61453		IT Services FY23				11000- 2500- 54320- 0000- 512001- 0000- 00000	3,556.45
Check # 13817	11000	05/05/2023	Check Amt	131.47	Status Printed	EM3 Networks, LLC (010028/1)	
15625		Internet Services				11000- 0000- 46100- 0000- 512001- 0000- 00000	1,183.24-
						11000- 2600- 54416- 0000- 512001- 0000- 00000	1,314.71
Check # 13818	11000	05/05/2023	Check Amt	25.56	Status Printed	Jones School Supply Co., Inc (010021/1)	
1960720		Valedictorian and Salutatorian Graduation Medals				11000- 2400- 56118- 0000- 512001- 0000- 00000	25.56
Check # 13819	11000	05/05/2023	Check Amt	648.07	Status Printed	ServiceMaster Clean (010125/6)	
20194		Cleaning Services				11000- 2600- 56118- 0000- 512001- 0000- 00000	648.07
Check # 13820	11000	05/05/2023	Check Amt	413.88	Status Printed	Sierra Fire Protection (010191/1)	
9535		Fire Extinguisher Hydro Test				11000- 2600- 54312- 0000- 512001- 0000- 00000	413.88
Check # 13821	11000	05/05/2023	Check Amt	50.00	Status Printed	TSA Consulting Group, Inc. (001363/1)	
93726		Section 403B Admin. Charges				11000- 2500- 55915- 0000- 512001- 0000- 00000	50.00
Check # 13822	11000	05/05/2023	Check Amt	145.74	Status Printed	Verizon Wireless (000658/1)	
9933080741		Cell Phone Services				11000- 2600- 54416- 0000- 512001- 0000- 00000	105.56
9933080741A		Hot Spots				24330- 2600- 54416- 0000- 512001- 0000- 00000	40.18
* Break in sequence							
Check # 13827	11000	05/12/2023	Check Amt	330.78	Status Printed	ABCWUA (001289/1)	
515728045728		Water Utilities				11000- 2600- 54415- 0000- 512001- 0000- 00000	330.78

Selection Sorted by Check Number, Inv #, Include Address=No, (Org = 120, Source = N, Pay To = N, Payment Method = N, Starting Check Date = 5/1/2023, Ending Check Date = 5/31/2023, Summary? = N, Sort/Group 1 = , Sort/Group 2 =)



Bank Account 120MAIN - Wells Fargo Operating Account

Payment Id	Comment					
Check # 13828	11000	05/12/2023	Check Amt	917.50	Status Printed	ACR LLC (001267/2)
6963		STARS				11000- 2100- 55915- 0000- 512001- 0000- 00000 458.75
7584		STARS				11000- 2100- 55915- 0000- 512001- 0000- 00000 458.75
Check # 13829	11000	05/12/2023	Check Amt	487.50	Status Printed	ACT, Inc. (000807/2)
1297360		WorkKeys applied Math Scoring-Online				11000- 1000- 56112- 1010- 512001- 0000- 00000 487.50
Check # 13830	11000	05/12/2023	Check Amt	2,273.60	Status Printed	AJF Enterprise Inc (010154/1)
11010		Security Services				11000- 2600- 55915- 0000- 512001- 0000- 00000 2,273.60
Check # 13831	11000	05/12/2023	Check Amt	44.01	Status Printed	Albuquerque Publishing Co (000259/3)
I0001568349-0411		Advertisement				11000- 2500- 55400- 0000- 512001- 0000- 00000 44.01
Check # 13832	11000	05/12/2023	Check Amt	342.59	Status Printed	Allegro Marketing Inc (010187/1)
20230505		School Banner				11000- 1000- 56118- 1010- 512001- 0000- 00000 342.59
Check # 13833	11000	05/12/2023	Check Amt	114.86	Status Printed	Amazon Capital Services, Inc (001361/2)
1KY6-M6C3-7GYW		Film Classroom Supplies				11000- 1000- 56118- 1010- 512001- 0000- 00000 114.86
Check # 13834	11000	05/12/2023	Check Amt	401.38	Status Printed	Arness, Tani (000696/1)
78113145		Advertisement Reimbursement				11000- 2300- 55400- 0000- 512001- 0000- 00000 401.38
Check # 13835	31200	05/12/2023	Check Amt	19,077.33	Status Printed	CCCS Education Foundation (001285/1)
1155		Rent				31200- 4000- 54640- 0000- 512001- 0000- 00000 13,083.58
						31600- 4000- 54640- 0000- 512001- 0000- 00000 1,078.87
						31701- 4000- 54640- 0000- 512001- 0000- 00000 4,914.88
Check # 13836	11000	05/12/2023	Check Amt	2,413.60	Status Printed	Charter School Nursing (000847/1)
12312018-629		Nurse Services				11000- 2100- 53414- 0000- 512001- 0000- 00000 2,413.60
Check # 13837	11000	05/12/2023	Check Amt	2,693.75	Status Printed	DMH Law LLC (010169/1)
210		FY23 Attorney Fees				11000- 2300- 53413- 0000- 512001- 0000- 00000 2,693.75
Check # 13838	11000	05/12/2023	Check Amt	212.16	Status Printed	Dry Fly Enterprises, Inc (010170/1)
IN61684		Window 10 Pro Upgrade				11000- 1000- 56113- 1010- 512001- 0000- 00000 212.16
Check # 13839	11000	05/12/2023	Check Amt	27.55	Status Printed	Herff Jones LLC (000403/3)
1170470		Diplomas and Diploma Covers				11000- 2400- 56118- 0000- 512001- 0000- 00000 27.55
Check # 13840	11000	05/12/2023	Check Amt	3,760.00	Status Printed	Inian Pueblo Marketing Inc (010185/1)
E15916A		Graduation Rental FY23				11000- 1000- 54610- 1010- 512001- 0000- 00000 3,760.00
Check # 13841	11000	05/12/2023	Check Amt	568.00	Status Printed	Knox Associates Inc (010190/1)
INV-KA-184697		Lockbox for Fire equipment				11000- 2600- 56119- 0000- 512001- 0000- 00000 568.00
Check # 13842	11000	05/12/2023	Check Amt	1,398.89	Status Printed	GEB, Inc (010182/1)
145732		Pigeon Abatement				11000- 2600- 54312- 0000- 512001- 0000- 00000 1,398.89

Selection Sorted by Check Number, Inv #, Include Address=No, (Org = 120, Source = N, Pay To = N, Payment Method = N, Starting Check Date = 5/1/2023, Ending Check Date = 5/31/2023, Summary? = N, Sort/Group 1 = , Sort/Group 2 =)



Bank Account 120MAIN - Wells Fargo Operating Account

Payment Id	Comment						
Check # 13843	23000	05/12/2023	Check Amt	53.17	Status Printed	Kroger Smiths Customer Charges (000968/2)	
1932461		Student Snacks and Refreshments for Week 04/03				23000- 1000- 56118- 9000- 512001- 0000- 00000	53.17
Check # 13844	23000	05/12/2023	Check Amt	233.80	Status Printed	Twisters (001445/1)	
20230205		Teacher Appreciation Lunch				23000- 1000- 56118- 9000- 512001- 0000- 00000	233.80
* Break in sequence							
Check # 13846	11000	05/15/2023	Check Amt	200.00	Status Printed	EPARS TSA Consulting Group Inc (901000/1)	
20230310-REG		EPARS TSA Consulting Group Inc (901000/1) 03/10/2023		11000-		- 23147- - - -	100.00
		(REG)					
20230324-REG		EPARS TSA Consulting Group Inc (901000/1) 03/24/2023		11000-		- 23147- - - -	100.00
		(REG)					
Check # 13847	11000	05/15/2023	Check Amt	200.00	Status Printed	EPARS TSA Consulting Group Inc (901000/1)	
20230410-REG		EPARS TSA Consulting Group Inc (901000/1) 04/10/2023		11000-		- 23147- - - -	100.00
		(REG)					
20230425-REG		EPARS TSA Consulting Group Inc (901000/1) 04/25/2023		11000-		- 23147- - - -	100.00
		(REG)					
Check # 13848	28211	05/17/2023	Check Amt	7,359.33	Status Printed	Johnson Controls Inc (010111/1)	
1-128186861229		HEPA Units and Merv Filters				28211- 2600- 54311- 0000- 512001- 0000- 00000	7,359.33
Check # 13849	23000	05/18/2023	Check Amt	445.23	Status Printed	Cuara-Martinez, Karina S (000936/1)	
20230518		Food and Drinks Family Fun Day Reimbursement				23000- 1000- 56118- 9000- 512001- 0000- 00000	445.23
Check # 13850	11000	05/19/2023	Check Amt	19.11	Status Printed	ABCWUA (001289/1)	
505517691164		Water Utilities				11000- 2600- 54415- 0000- 512001- 0000- 00000	19.11
Check # 13851	11000	05/19/2023	Check Amt	458.75	Status Printed	ACR LLC (001267/2)	
7664		STARS				11000- 2100- 55915- 0000- 512001- 0000- 00000	458.75
Check # 13852	11000	05/19/2023	Check Amt	3,116.62	Status Printed	AJF Enterprise Inc (010154/1)	
10994		Security Services				11000- 2600- 55915- 0000- 512001- 0000- 00000	1,502.11
11031		Security Services				11000- 2600- 55915- 0000- 512001- 0000- 00000	1,614.51
Check # 13853	11000	05/19/2023	Check Amt	162.78	Status Printed	Bowers, Amy (010106/1)	
20230519		Self-Care Items FY23				11000- 2100- 56118- 0000- 512001- 0000- 00000	162.78
Check # 13854	11000	05/19/2023	Check Amt	1,522.52	Status Printed	Cooperative Educational Services (000327/3)	
36-048409		Diagnosticians				11000- 2100- 53211- 2000- 512001- 0000- 00000	1,522.52
Check # 13855	24154	05/19/2023	Check Amt	2,095.68	Status Printed	John G. Little (010129/1)	
20230519		Tuition Assistance (2 Class Maximum)				24154- 1000- 53330- 1010- 512001- 0000- 00000	2,095.68
Check # 13856	11000	05/19/2023	Check Amt	565.69	Status Printed	LaBarge Landscape (010003/1)	
44489		Landscaping Services				11000- 2600- 54312- 0000- 512001- 0000- 00000	565.69

Selection Sorted by Check Number, Inv #, Include Address=No, (Org = 120, Source = N, Pay To = N, Payment Method = N, Starting Check Date = 5/1/2023, Ending Check Date = 5/31/2023, Summary? = N, Sort/Group 1 = , Sort/Group 2 =)



Bank Account 120MAIN - Wells Fargo Operating Account

Payment Id	Comment							
Check # 13857	11000	05/19/2023	Check Amt	656.25	Status Printed	LSG and Associates Inc (010013/1)		
6922		SLP				11000- 2100- 53212- 2000- 512001- 0000- 00000		656.25
Check # 13858	11000	05/19/2023	Check Amt	126.07	Status Printed	Catholic Community Services. (010180/1)		
1691-9333		Interpreter Services				11000- 2100- 53217- 2000- 512001- 0000- 00000		126.07
Check # 13859	11000	05/19/2023	Check Amt	102.41	Status Printed	Century Link (001355/1)		
15620230428		Phone, Fax Servcie				11000- 2600- 54416- 0000- 512001- 0000- 00000		102.41
Check # 13860	11000	05/19/2023	Check Amt	116.15	Status Printed	Century Link (001355/1)		
27220230501		Phone, Fax Servcie				11000- 2600- 54416- 0000- 512001- 0000- 00000		116.15
Check # 13861	11000	05/19/2023	Check Amt	15.00	Status Printed	Montoya, Monique (001596/1)		
20230519		Zoo Tickets - Reimbursement NTE:\$150.00				11000- 1000- 55817- 1010- 512001- 0000- 00000		15.00
Check # 13862	11000	05/19/2023	Check Amt	105.96	Status Printed	New Mexico Gas Company (001288/1)		
20230420		Utilities - Gas				11000- 2600- 54412- 0000- 512001- 0000- 00000		105.96
Check # 13863	11000	05/19/2023	Check Amt	126.98	Status Printed	ServiceMaster Clean (010125/6)		
20113		Cleaning Services and Supplies				11000- 2600- 56118- 0000- 512001- 0000- 00000		126.98
Check # 13864	11000	05/22/2023	Check Amt	3,441.62	Status Printed	NM Taxation/Revenue Department (900003/1)		
20230410-REG		NM Taxation/Revenue Department (900003/1) 04/10/2023 (REG)				11000- - 23142- - - -		1,161.62
						24101- - 23142- - - -		51.78
						24106- - 23142- - - -		42.16
						24174- - 23142- - - -		7.22
						24189- - 23142- - - -		9.61
						24308- - 23142- - - -		210.24
						24330- - 23142- - - -		127.85
						27407- - 23142- - - -		90.66
						27502- - 23142- - - -		4.81
20230425-REG		NM Taxation/Revenue Department (900003/1) 04/25/2023 (REG)				11000- - 23142- - - -		1,202.55
						24101- - 23142- - - -		48.49
						24106- - 23142- - - -		41.70
						24174- - 23142- - - -		7.15
						24189- - 23142- - - -		9.50
						24308- - 23142- - - -		207.34
						24330- - 23142- - - -		125.56
						27407- - 23142- - - -		88.62
						27502- - 23142- - - -		4.76

Selection Sorted by Check Number, Inv #, Include Address=No, (Org = 120, Source = N, Pay To = N, Payment Method = N, Starting Check Date = 5/1/2023, Ending Check Date = 5/31/2023, Summary? = N, Sort/Group 1 = , Sort/Group 2 =)



Bank Account 120MAIN - Wells Fargo Operating Account

Payment Id	Comment					
* Break in sequence						
Check # 13866	11000	05/24/2023	Check Amt	375.00	Status Printed	Jazmin Lopez Ontiveros (010193/1)
20230524		Balloon Decorations			11000- 2400- 56118- 0000- 512001- 0000- 00000	375.00
Check # 13867	11000	05/25/2023	Check Amt	44.00	Status Printed	Alton, Amanda (010192/1)
3848385256		A. Alton background Reimbursement			11000- 2500- 53711- 0000- 512001- 0000- 00000	44.00
Check # 13868	23000	05/25/2023	Check Amt	1,066.40	Status Printed	Amazon Capital Services, Inc (001361/2)
1FR6-X3HX-JDRM		Decorations for Commencement Celebration			23000- 1000- 56118- 9000- 512001- 0000- 00000	575.62
1LN4-7R6G-9GJP		Dual Enrollemt Student Supplies			11000- 1000- 56118- 1010- 512001- 0000- 00000	258.33
1V3F-QVK6-F7DW		Family Fun Day Games and Supplies			23000- 1000- 56118- 9000- 512001- 0000- 00000	232.45
Check # 13869	11000	05/25/2023	Check Amt	1,914.00	Status Printed	PCSNM (000496/2)
MEM2224-CCCS		SY23-24 Annual Membersip(Early Bird)			11000- 2300- 55915- 0000- 512001- 0000- 00000	1,914.00
Check # 13870	24330	05/25/2023	Check Amt	40.03	Status Printed	Verizon Wireless (000658/1)
9935457874A		Hot Spots			24330- 2600- 54416- 0000- 512001- 0000- 00000	40.03
Check # 13871	31400	05/25/2023	Check Amt	5,410.48	Status Printed	Amazon Capital Services, Inc (001361/2)
16CJ-37FJ-99KW		Nurse Supplies			11000- 2100- 56118- 0000- 512001- 0000- 00000	442.48
1M4M-3NR6-F3XQ		RTOF: 19-2149-92149-0009 & 21-2111-512001-002			31400- 4000- 56119- 0000- 512001- 0000- 00000	4,968.00
Check # 13872	11000	05/25/2023	Check Amt	655.12	Status Printed	Arness, Tani (000696/1)
78885461		Advertisement Reimbursement			11000- 2300- 55400- 0000- 512001- 0000- 00000	574.31
DR516946-1		Plumbing Reimbursement			11000- 2600- 54312- 0000- 512001- 0000- 00000	80.81
Check # 13873	11000	05/25/2023	Check Amt	254.80	Status Printed	Herff Jones LLC (000403/3)
1168293		Diplomas and Diploma Covers			11000- 2400- 56118- 0000- 512001- 0000- 00000	16.82
1168294		Diplomas and Diploma Covers			11000- 2400- 56118- 0000- 512001- 0000- 00000	237.98
Check # 13874	21000	05/25/2023	Check Amt	585.19	Status Printed	Sam's Club & Wal-mart (000935/1)
05067		Student Snacks and Refreshments for Week 3/14			23000- 1000- 56118- 1010- 512001- 0000- 00000	158.56
17833		Baking Supplies for Student Club			23000- 1000- 56118- 1010- 512001- 0000- 00000	135.04
20230329		Student Snacks and Refreshments for Week 3/14			23000- 1000- 56118- 1010- 512001- 0000- 00000	48.19
35378		Kitchen Staff Lounge Supplies			21000- 3100- 56118- 0000- 512001- 0000- 00000	243.40
Check # 13875	11000	05/25/2023	Check Amt	4,172.08	Status Printed	ServiceMaster Clean (010125/6)
19726		Cleaning Services and Supplies			11000- 2600- 55915- 0000- 512001- 0000- 00000	2,086.04
19974		Cleaning Services and Supplies			11000- 2600- 55915- 0000- 512001- 0000- 00000	2,086.04
Check # 13876	11000	05/25/2023	Check Amt	105.56	Status Printed	Verizon Wireless (000658/1)
9935457874		Cell Phone Services			11000- 2600- 54416- 0000- 512001- 0000- 00000	105.56
* Break in sequence						
Check # 13900	11000	05/16/2023	Check Amt	32,718.35	Status Printed	NM Educational RetirementBoard (900005/1)

Selection Sorted by Check Number, Inv #, Include Address=No, (Org = 120, Source = N, Pay To = N, Payment Method = N, Starting Check Date = 5/1/2023, Ending Check Date = 5/31/2023, Summary? = N, Sort/Group 1 = , Sort/Group 2 =)



Bank Account 120MAIN - Wells Fargo Operating Account

Payment Id	Comment							
* Break in sequence								
Check #	13900	11000	05/16/2023	Check Amt	32,718.35	Status	Printed	NM Educational RetirementBoard (900005/1) - continued
20230410-REG	NM Educational RetirementBoard (900005/1) 04/10/2023 (REG)			11000-	- 23124-	-	-	10,470.20
				24101-	- 23124-	-	-	831.73
				24106-	- 23124-	-	-	371.32
				24174-	- 23124-	-	-	62.05
				24189-	- 23124-	-	-	82.55
				24308-	- 23124-	-	-	1,934.30
				24330-	- 23124-	-	-	1,291.51
				27407-	- 23124-	-	-	962.72
				27502-	- 23124-	-	-	41.36
20230425-REG	NM Educational RetirementBoard (900005/1) 04/25/2023 (REG)			11000-	- 23124-	-	-	11,093.07
				24101-	- 23124-	-	-	831.73
				24106-	- 23124-	-	-	371.32
				24174-	- 23124-	-	-	62.05
				24189-	- 23124-	-	-	82.55
				24308-	- 23124-	-	-	1,934.30
				24330-	- 23124-	-	-	1,291.51
				27407-	- 23124-	-	-	962.72
				27502-	- 23124-	-	-	41.36
Check #	13901	11000	05/08/2023	Check Amt	3,524.40	Status	Printed	NM RHC (900006/1)
20230410-REG	NM RHC (900006/1) 04/10/2023 (REG)			11000-	- 23123-	-	-	1,127.82
				24101-	- 23123-	-	-	89.60
				24106-	- 23123-	-	-	40.00
				24174-	- 23123-	-	-	6.69
				24189-	- 23123-	-	-	8.90
				24308-	- 23123-	-	-	208.35
				24330-	- 23123-	-	-	139.13
				27407-	- 23123-	-	-	103.70
				27502-	- 23123-	-	-	4.46
20230425-REG	NM RHC (900006/1) 04/25/2023 (REG)			11000-	- 23123-	-	-	1,194.92
				24101-	- 23123-	-	-	89.60
				24106-	- 23123-	-	-	40.00
				24174-	- 23123-	-	-	6.69
				24189-	- 23123-	-	-	8.90

Selection Sorted by Check Number, Inv #, Include Address=No, (Org = 120, Source = N, Pay To = N, Payment Method = N, Starting Check Date = 5/1/2023, Ending Check Date = 5/31/2023, Summary? = N, Sort/Group 1 = , Sort/Group 2 =)



Bank Account 120MAIN - Wells Fargo Operating Account

Payment Id	Comment							
Check # 13901	11000	05/08/2023	Check Amt	3,524.40	Status Printed	NM RHC (900006/1) - continued		
20230425-REG		NM RHC (900006/1) 04/25/2023 (REG)			24308-	- 23123-	-	208.35
					24330-	- 23123-	-	139.13
					27407-	- 23123-	-	103.70
					27502-	- 23123-	-	4.46
Check # 13902	11000	05/01/2023	Check Amt	94.60	Status Printed	New Mexico Taxation and Revenue Department (900013/1)		
20230324-REG		New Mexico Taxation and Re (900013/1) 03/24/2023 (REG)			11000-	- 23145-	-	55.26
					24101-	- 23145-	-	7.41
					24106-	- 23145-	-	2.15
					24174-	- 23145-	-	.38
					24189-	- 23145-	-	.52
					24308-	- 23145-	-	11.70
					24330-	- 23145-	-	9.59
					27407-	- 23145-	-	7.33
					27502-	- 23145-	-	.26
Check # 13903	11000	05/01/2023	Check Amt	1,198.44	Status Printed	NM Dept of Workforce Solutions (900002/1)		
20230110-REG		NM Dept of Workforce Solutions (900002/1) 01/10/2023 (REG)			11000-	- 23140-	-	124.56
					24101-	- 23140-	-	9.87
					24106-	- 23140-	-	4.40
					24174-	- 23140-	-	.74
					24189-	- 23140-	-	.98
					24308-	- 23140-	-	22.93
					24330-	- 23140-	-	15.30
					27407-	- 23140-	-	11.41
					27502-	- 23140-	-	.49
20230125-REG		NM Dept of Workforce Solutions (900002/1) 01/25/2023 (REG)			11000-	- 23140-	-	144.04
					24101-	- 23140-	-	9.87
					24106-	- 23140-	-	4.40
					24174-	- 23140-	-	.74
					24189-	- 23140-	-	.98
					24308-	- 23140-	-	22.93
					24330-	- 23140-	-	15.30
					27407-	- 23140-	-	11.41
					27502-	- 23140-	-	.49

Selection Sorted by Check Number, Inv #, Include Address=No, (Org = 120, Source = N, Pay To = N, Payment Method = N, Starting Check Date = 5/1/2023, Ending Check Date = 5/31/2023, Summary? = N, Sort/Group 1 = , Sort/Group 2 =)



Bank Account 120MAIN - Wells Fargo Operating Account

Payment Id	Comment								
Check # 13903	11000	05/01/2023	Check Amt	1,198.44	Status	Printed	NM Dept of Workforce Solutions (900002/1) - continued		
20230210-REG		NM Dept of Workforce Solutions (900002/1) 02/10/2023 (REG)			11000-	- 23140-	-	-	122.97
					24101-	- 23140-	-	-	9.87
					24106-	- 23140-	-	-	4.40
					24174-	- 23140-	-	-	.74
					24189-	- 23140-	-	-	.98
					24308-	- 23140-	-	-	22.93
					24330-	- 23140-	-	-	15.30
					27407-	- 23140-	-	-	11.41
					27502-	- 23140-	-	-	.49
20230224-REG		NM Dept of Workforce Solutions (900002/1) 02/24/2023 (REG)			11000-	- 23140-	-	-	122.97
					24101-	- 23140-	-	-	9.87
					24106-	- 23140-	-	-	4.40
					24174-	- 23140-	-	-	.74
					24189-	- 23140-	-	-	.98
					24308-	- 23140-	-	-	22.93
					24330-	- 23140-	-	-	15.30
					27407-	- 23140-	-	-	11.41
					27502-	- 23140-	-	-	.49
20230310-REG		NM Dept of Workforce Solutions (900002/1) 03/10/2023 (REG)			11000-	- 23140-	-	-	160.34
					24101-	- 23140-	-	-	9.85
					24106-	- 23140-	-	-	4.40
					24174-	- 23140-	-	-	.74
					24189-	- 23140-	-	-	.98
					24308-	- 23140-	-	-	22.92
					24330-	- 23140-	-	-	15.30
					27407-	- 23140-	-	-	11.41
					27502-	- 23140-	-	-	.49
20230324-REG		NM Dept of Workforce Solutions (900002/1) 03/24/2023 (REG)			11000-	- 23140-	-	-	127.00
					24101-	- 23140-	-	-	9.85
					24106-	- 23140-	-	-	4.40
					24174-	- 23140-	-	-	.74
					24189-	- 23140-	-	-	.98
					24308-	- 23140-	-	-	22.92

Selection Sorted by Check Number, Inv #, Include Address=No, (Org = 120, Source = N, Pay To = N, Payment Method = N, Starting Check Date = 5/1/2023, Ending Check Date = 5/31/2023, Summary? = N, Sort/Group 1 = , Sort/Group 2 =)



Bank Account 120MAIN - Wells Fargo Operating Account

Payment Id	Comment									
Check # 13903	11000	05/01/2023	Check Amt	1,198.44	Status	Printed	NM Dept of Workforce Solutions (900002/1) - continued			
20230324-REG			NM Dept of Workforce Solutions (900002/1) 03/24/2023 (REG)		24330-	- 23140-	-	-	15.30	
					27407-	- 23140-	-	-	11.41	
					27502-	- 23140-	-	-	.49	
DP23-00011			SUTA Adj 2023 Q3		11000-	1000- 52500-	1010-	512001-	1411- 00000	.10-
Check # 13904	11000	05/08/2023	Check Amt	18,371.84	Status	Printed	NMPSIA (900001/1)			
20230410-REG			NMPSIA (900001/1) 04/10/2023 (REG)		11000-	- 23125-	-	-	5,777.09	
					24101-	- 23125-	-	-	202.99	
					24106-	- 23125-	-	-	269.10	
					24174-	- 23125-	-	-	27.71	
					24189-	- 23125-	-	-	36.93	
					24308-	- 23125-	-	-	1,288.12	
					24330-	- 23125-	-	-	1,008.07	
					27407-	- 23125-	-	-	535.68	
					27502-	- 23125-	-	-	18.50	
20230425-REG			NMPSIA (900001/1) 04/25/2023 (REG)		11000-	- 23125-	-	-	5,803.95	
					24101-	- 23125-	-	-	202.98	
					24106-	- 23125-	-	-	269.10	
					24174-	- 23125-	-	-	27.71	
					24189-	- 23125-	-	-	36.93	
					24308-	- 23125-	-	-	1,288.12	
					24330-	- 23125-	-	-	1,008.06	
					27407-	- 23125-	-	-	535.68	
					27502-	- 23125-	-	-	18.50	
DP23-00010			NMPSIA Adj 2023 04		11000-	- 23125-	-	-	.94	
					11000-	1000- 52312-	1010-	512001-	1411- 00000	1.32
					11000-	1000- 52313-	2000-	512001-	1412- 00000	.02
					11000-	1000- 52314-	1010-	512001-	1411- 00000	2.19
					11000-	1000- 52315-	1010-	512001-	1411- 00000	12.06
					11000-	2100- 52311-	0000-	512001-	1217- 00000	.02
					11000-	2300- 52311-	0000-	512001-	1111- 00000	.02
					24106-	1000- 52313-	2000-	512001-	1412- 00000	.02
					24308-	1000- 52315-	1010-	512001-	1411- 00000	.01
					27407-	1000- 52311-	1010-	512001-	1711- 00000	.02

Number of Items 66 151,648.56 Totals for Org 2

Selection Sorted by Check Number, Inv #, Include Address=No, (Org = 120, Source = N, Pay To = N, Payment Method = N, Starting Check Date = 5/1/2023, Ending Check Date = 5/31/2023, Summary? = N, Sort/Group 1 = , Sort/Group 2 =)



Bank Account 120MAIN - Wells Fargo Operating Account

Payment Id Comment

Number of Items 66 151,648.56 Totals for Org 120 - Cesar Chavez Community

Bank Account 120MAIN - Wells Fargo Operating Account

2023 Org Recap

120 - Cesar Chavez Community

Check #	13810	through	ACH-00003339	Total Count	114	\$258,505.28
---------	-------	---------	--------------	-------------	-----	--------------

11000-11011*		92,798.13-
11000-23123	2,322.74	
11000-23124	21,563.27	
11000-23125	11,581.98	
11000-23140	801.88	
11000-23142	2,364.17	
11000-23145	55.26	
11000-23147	400.00	
11000-46100		1,183.24-
11000-52311	.04	
11000-52312	1.32	
11000-52313	.02	
11000-52314	2.19	
11000-52315	12.06	
11000-52500		.10-
11000-53211	2,701.94	
11000-53212	656.25	
11000-53217	126.07	
11000-53413	2,693.75	
11000-53414	16,158.46	
11000-53711	44.00	
11000-54312	2,459.27	
11000-54320	3,556.45	
11000-54412	105.96	
11000-54415	361.02	
11000-54416	1,744.39	
11000-54610	3,760.00	
11000-54620	1,589.34	
11000-55400	1,019.70	
11000-55817	15.00	
11000-55915	12,902.55	
11000-56112	1,249.50	
11000-56113	212.16	

Selection Sorted by Check Number, Inv #, Include Address=No, (Org = 120, Source = N, Pay To = N, Payment Method = N, Starting Check Date = 5/1/2023, Ending Check Date = 5/31/2023, Summary? = N, Sort/Group 1 = , Sort/Group 2 =)



Bank Account 120MAIN - Wells Fargo Operating Account

2023 Org Recap (continued)

120 - Cesar Chavez Community

Check #	13810	through	ACH-00003339	Total Count	114	\$258,505.28	(continued)
---------	-------	---------	--------------	-------------	-----	--------------	-------------

11000-56118	2,842.79			
11000-56119	677.94			
Totals for Fund 11000	93,981.47	93,981.47-		
21000-11011*		2,743.40-		
21000-56116	2,500.00			
21000-56118	243.40			
Totals for Fund 21000	2,743.40	2,743.40-		
23000-11011*		1,882.06-		
23000-56118	1,882.06			
Totals for Fund 23000	1,882.06	1,882.06-		
24101-11011*		2,415.49-		
24101-23123	179.20			
24101-23124	1,663.46			
24101-23125	405.97			
24101-23140	59.18			
24101-23142	100.27			
24101-23145	7.41			
Totals for Fund 24101	2,415.49	2,415.49-		
24106-11011*		1,473.27-		
24106-23123	80.00			
24106-23124	742.64			
24106-23125	538.20			
24106-23140	26.40			
24106-23142	83.86			
24106-23145	2.15			
24106-52313	.02			
Totals for Fund 24106	1,473.27	1,473.27-		
24154-11011*		2,095.68-		
24154-53330	2,095.68			
Totals for Fund 24154	2,095.68	2,095.68-		
24174-11011*		212.09-		

Bank Account 120MAIN - Wells Fargo Operating Account

2023 Org Recap (continued)

120 - Cesar Chavez Community

Check #	13810	through	ACH-00003339	Total Count	114	\$258,505.28	(continued)
---------	-------	---------	--------------	-------------	-----	--------------	-------------

24174-23123	13.38	
24174-23124	124.10	
24174-23125	55.42	
24174-23140	4.44	
24174-23142	14.37	
24174-23145	.38	
Totals for Fund 24174	212.09	212.09-
24189-11011*		282.27-
24189-23123	17.80	
24189-23124	165.10	
24189-23125	73.86	
24189-23140	5.88	
24189-23142	19.11	
24189-23145	.52	
Totals for Fund 24189	282.27	282.27-
24308-11011*		7,428.39-
24308-23123	416.70	
24308-23124	3,868.60	
24308-23125	2,576.24	
24308-23140	137.56	
24308-23142	417.58	
24308-23145	11.70	
24308-52315	.01	
Totals for Fund 24308	7,428.39	7,428.39-
24330-11011*		5,312.42-
24330-23123	278.26	
24330-23124	2,583.02	
24330-23125	2,016.13	
24330-23140	91.80	
24330-23142	253.41	
24330-23145	9.59	
24330-54416	80.21	

Bank Account 120MAIN - Wells Fargo Operating Account

2023 Org Recap (continued)

120 - Cesar Chavez Community

Check # 13810 through ACH-00003339 Total Count 114 \$258,505.28 (continued)

Totals for Fund 24330	5,312.42	5,312.42-
27407-11011*		3,459.29-
27407-23123	207.40	
27407-23124	1,925.44	
27407-23125	1,071.36	
27407-23140	68.46	
27407-23142	179.28	
27407-23145	7.33	
27407-52311	.02	
Totals for Fund 27407	3,459.29	3,459.29-
27502-11011*		141.41-
27502-23123	8.92	
27502-23124	82.72	
27502-23125	37.00	
27502-23140	2.94	
27502-23142	9.57	
27502-23145	.26	
Totals for Fund 27502	141.41	141.41-
28211-11011*		7,359.33-
28211-54311	7,359.33	
Totals for Fund 28211	7,359.33	7,359.33-
31200-11011*		13,083.58-
31200-54640	13,083.58	
Totals for Fund 31200	13,083.58	13,083.58-
31400-11011*		4,968.00-
31400-56119	4,968.00	
Totals for Fund 31400	4,968.00	4,968.00-
31600-11011*		1,078.87-
31600-54640	1,078.87	
Totals for Fund 31600	1,078.87	1,078.87-
31701-11011*		4,914.88-

Bank Account 120MAIN - Wells Fargo Operating Account

2023 Org Recap (continued)

120 - Cesar Chavez Community

Check #	13810	through	ACH-00003339	Total Count	114	\$258,505.28	(continued)
---------	-------	---------	--------------	-------------	-----	--------------	-------------

31701-54640	4,914.88	
-------------	----------	--

Totals for Fund 31701	4,914.88	4,914.88-
------------------------------	-----------------	------------------

Totals for Org 120	152,831.90	152,831.90-
---------------------------	-------------------	--------------------

Net change to Cash 11011	151,648.56- Credit	
---------------------------------	---------------------------	--

* denotes System Generated entry

Bank Account 120MAIN - Wells Fargo Operating Account

2023 Org Recap (continued)

Number of Items	66	151,648.56	Report Totals
------------------------	-----------	-------------------	----------------------

Finance Committee Documents

Balances through 05/31/2023					Fiscal Year 2022/23	
Funds- Func- Obj ct - Pr gm- Locat n- JbCl - Opt nl	Description	Adopted Budget	Revised Budget	Revenue	Account Balance	
Funds 11000 - Operational, Func 0000 - NoFunctionCode						
11000- 0000- 41701- 0000- 512001- 0000- 00000	Fees-Activities			30.00	30.00-	
11000- 0000- 41920- 0000- 512001- 0000- 00000	PrivContrbsDntn			864.00	864.00-	
11000- 0000- 41980- 0000- 512001- 0000- 00000	RefPriorYearExp			228.42	228.42-	
11000- 0000- 43101- 0000- 512001- 0000- 00000	StEqulzGuarantee	2,485,863.00	2,517,918.00	2,304,368.11	213,549.89	
11000- 0000- 46100- 0000- 512001- 0000- 00000	AccessBrdE-Rate	13,985.00	13,985.00	13,026.28	958.72	
Total for Funds 11000, Func 0000 and Revenue accounts		2,499,848.00	2,531,903.00	2,318,516.81	213,386.19	
Funds 21000 - Food Svcs, Func 0000 - NoFunctionCode						
21000- 0000- 44500- 0000- 512001- 0000- 00000	ResGtsFedThruSt	40,000.00	40,000.00	4,945.58	35,054.42	
Total for Funds 21000, Func 0000 and Revenue accounts		40,000.00	40,000.00	4,945.58	35,054.42	
Funds 23000 - Non-InstrectSupp, Func 0000 - NoFunctionCode						
23000- 0000- 41920- 0000- 512001- 0000- 00000	PrivContrbsDntn			1,085.00	1,085.00-	
Total for Funds 23000, Func 0000 and Revenue accounts		.00	.00	1,085.00	1,085.00-	
Funds 24101 - Title I - IASA, Func 0000 - NoFunctionCode						
24101- 0000- 44500- 0000- 512001- 0000- 00000	ResGtsFedThruSt	95,851.00	95,851.00	43,854.07	51,996.93	
24101- 0000- 44504- 0000- 512001- 0000- 00000	Revenue			23,332.54	23,332.54-	
Total for Funds 24101, Func 0000 and Revenue accounts		95,851.00	95,851.00	67,186.61	28,664.39	
Funds 24106 - IDEABEntitlemnt, Func 0000 - NoFunctionCode						
24106- 0000- 44500- 0000- 512001- 0000- 00000	ResGtsFedThruSt	42,310.00	42,310.00	21,665.20	20,644.80	
24106- 0000- 44504- 0000- 512001- 0000- 00000	Revenue	4,044.00	4,044.00	26,349.89	22,305.89-	
Total for Funds 24106, Func 0000 and Revenue accounts		46,354.00	46,354.00	48,015.09	1,661.09-	
Funds 24154 - TchPrinTrainRec, Func 0000 - NoFunctionCode						
24154- 0000- 44500- 0000- 512001- 0000- 00000	ResGtsFedThruSt	7,419.00	7,419.00		7,419.00	
24154- 0000- 44504- 0000- 512001- 0000- 00000	Revenue			18.72	18.72-	
Total for Funds 24154, Func 0000 and Revenue accounts		7,419.00	7,419.00	18.72	7,400.28	
Funds 24174 - CP-Second-Curr, Func 0000 - NoFunctionCode						
24174- 0000- 44500- 0000- 512001- 0000- 00000	ResGtsFedThruSt	7,529.00	7,529.00	3,377.10	4,151.90	
24174- 0000- 44504- 0000- 512001- 0000- 00000	Revenue			5,243.88	5,243.88-	
Total for Funds 24174, Func 0000 and Revenue accounts		7,529.00	7,529.00	8,620.98	1,091.98-	
Funds 24189 - SSAE Title IV, Func 0000 - NoFunctionCode						
24189- 0000- 44500- 0000- 512001- 0000- 00000	ResGtsFedThruSt	10,000.00	10,000.00	4,578.38	5,421.62	
24189- 0000- 44504- 0000- 512001- 0000- 00000	Revenue			4,317.89	4,317.89-	

Selection Grouped by Account Type, Filtered by User Permissions, (Org = 120, Online/Offline = N, Period = 11, UnPosted JEs? = N, Assets and Liabilities? = N, Restricted Accts? = Y, Objct = 4, Obj Digits = 0, Page Break Lvl =)

Balances through 05/31/2023					Fiscal Year 2022/23	
Funds - Func - Obj ct - Pr gm- Locat n- JbCl - Opt nl	Description	Adopted Budget	Revised Budget	Revenue	Account Balance	
Total for Funds 24189, Func 0000 and Revenue accounts		10,000.00	10,000.00	8,896.27	1,103.73	
Funds 24301 - CARES Act, Func 0000 - NoFunctionCode						
24301-0000-44504-0000-512001-0000-00000	Revenue			1.50	1.50-	
Total for Funds 24301, Func 0000 and Revenue accounts		.00	.00	1.50	1.50-	
Funds 24308 - CRRSA, ESSER II, Func 0000 - NoFunctionCode						
24308-0000-44500-0000-512001-0000-00000	ResGtsFedThruSt	228,367.00	232,549.00	120,383.03	112,165.97	
24308-0000-44504-0000-512001-0000-00000	Revenue			15,917.86	15,917.86-	
Total for Funds 24308, Func 0000 and Revenue accounts		228,367.00	232,549.00	136,300.89	96,248.11	
Funds 24316 - Air Quality R2, Func 0000 - NoFunctionCode						
24316-0000-44504-0000-512001-0000-00000	Revenue			2,520.00	2,520.00-	
Total for Funds 24316, Func 0000 and Revenue accounts		.00	.00	2,520.00	2,520.00-	
Funds 24330 - ESSER III, Func 0000 - NoFunctionCode						
24330-0000-44500-0000-512001-0000-00000	ResGtsFedThruSt	371,587.00	388,118.00	64,789.70	323,328.30	
24330-0000-44504-0000-512001-0000-00000	Revenue			149,901.71	149,901.71-	
Total for Funds 24330, Func 0000 and Revenue accounts		371,587.00	388,118.00	214,691.41	173,426.59	
Funds 24346 - IDEA-ARP, Func 0000 - NoFunctionCode						
24346-0000-44500-0000-512001-0000-00000	ResGtsFedThruSt		12,193.00		12,193.00	
Total for Funds 24346, Func 0000 and Revenue accounts		.00	12,193.00	.00	12,193.00	
Funds 26207 - CNM Foundation, Func 0000 - NoFunctionCode						
26207-0000-41921-0000-512001-0000-00000	InstCategorical	500.00	500.00		500.00	
Total for Funds 26207, Func 0000 and Revenue accounts		500.00	500.00	.00	500.00	
Funds 27107 - 2012GOBondsSB66, Func 0000 - NoFunctionCode						
27107-0000-43204-0000-512001-0000-00000	PriorYearBalnce	6,317.00	6,317.00		6,317.00	
Total for Funds 27107, Func 0000 and Revenue accounts		6,317.00	6,317.00	.00	6,317.00	
Funds 27407 - FII, Func 0000 - NoFunctionCode						
27407-0000-43202-0000-512001-0000-00000	StFlowThruGrant	115,340.00	115,340.00	53,356.30	61,983.70	
27407-0000-43204-0000-512001-0000-00000	PriorYearBalnce			37,131.83	37,131.83-	
Total for Funds 27407, Func 0000 and Revenue accounts		115,340.00	115,340.00	90,488.13	24,851.87	
Funds 27414 - PedAutEquipment, Func 0000 - NoFunctionCode						
27414-0000-43202-0000-512001-0000-00000	StFlowThruGrant		1,612.00		1,612.00	
Total for Funds 27414, Func 0000 and Revenue accounts		.00	1,612.00	.00	1,612.00	
Funds 27502 - Next Gen CTE, Func 0000 - NoFunctionCode						

Selection Grouped by Account Type, Filtered by User Permissions, (Org = 120, Online/Offline = N, Period = 11, UnPosted JEs? = N, Assets and Liabilities? = N, Restricted Accts? = Y, Objct = 4, Obj Digits = 0, Page Break Lvl =)

Balances through 05/31/2023					Fiscal Year 2022/23	
Funds- Func- Obj ct - Pr gm- Locat n- JbCl - Opt nl	Description	Adopted Budget	Revised Budget	Revenue	Account Balance	
Funds 27502 - Next Gen CTE, Func 0000 - NoFunctionCode						
27502- 0000- 43202- 0000- 512001- 0000- 00000	StFlowThruGrant	7,285.00	7,285.00	3,819.42	3,465.58	
27502- 0000- 43204- 0000- 512001- 0000- 00000	PriorYearBalnce			7,247.67	7,247.67-	
Total for Funds 27502, Func 0000 and Revenue accounts		7,285.00	7,285.00	11,067.09	3,782.09-	
Funds 28211 - Covid-19 Test., Func 0000 - NoFunctionCode						
28211- 0000- 43203- 0000- 512001- 0000- 00000	St.DirectGrants		73,078.00	4,200.20	68,877.80	
Total for Funds 28211, Func 0000 and Revenue accounts		.00	73,078.00	4,200.20	68,877.80	
Funds 31200 - PubSchCapOutlay, Func 0000 - NoFunctionCode						
31200- 0000- 43209- 0000- 512001- 0000- 00000	PSCOC Awards		157,003.00	195,691.25	38,688.25-	
Total for Funds 31200, Func 0000 and Revenue accounts		.00	157,003.00	195,691.25	38,688.25-	
Funds 31400 - SpcCapOutlaySt, Func 0000 - NoFunctionCode						
31400- 0000- 43204- 0000- 512001- 0000- 00000	PriorYearBalnce	210,151.00	303,391.00	59,935.90	243,455.10	
Total for Funds 31400, Func 0000 and Revenue accounts		210,151.00	303,391.00	59,935.90	243,455.10	
Funds 31600 - CapImprvmtsHB33, Func 0000 - NoFunctionCode						
31600- 0000- 41110- 0000- 512001- 0000- 00000	AdValoremTaxDst	151,870.00	151,870.00	116,050.56	35,819.44	
Total for Funds 31600, Func 0000 and Revenue accounts		151,870.00	151,870.00	116,050.56	35,819.44	
Funds 31700 - CapImprvmtsSB-9, Func 0000 - NoFunctionCode						
31700- 0000- 43204- 0000- 512001- 0000- 00000	PriorYearBalnce	6,059.00	6,059.00		6,059.00	
Total for Funds 31700, Func 0000 and Revenue accounts		6,059.00	6,059.00	.00	6,059.00	
Funds 31701 - CapImprvsSB9Loc, Func 0000 - NoFunctionCode						
31701- 0000- 41110- 0000- 512001- 0000- 00000	AdValoremTaxDst	78,443.00	78,443.00	58,688.27	19,754.73	
Total for Funds 31701, Func 0000 and Revenue accounts		78,443.00	78,443.00	58,688.27	19,754.73	
Funds 31703 - SB9StateMAtch, Func 0000 - NoFunctionCode						
31703- 0000- 43202- 0000- 512001- 0000- 00000	StFlowThruGrant		7,974.00		7,974.00	
Total for Funds 31703, Func 0000 and Revenue accounts		.00	7,974.00	.00	7,974.00	
Total for Org 120 - Cesar Chavez Community		3,882,920.00	4,280,788.00	3,346,920.26	933,867.74	

Balances through 05/31/2023						Fiscal Year 2022/23
Funds- Func- Obj ct - Pr gm- Locat n- JbCl - Opt nl	Description	Adopted Budget	Revised Budget	Encumbered	Expenditure	Account Balance
Funds 11000 - Operational, Func 1000 - Instruction						
11000- 1000- 51100- 0000- 512001- 1611- 00000	SalariesExpense,SubsSickL		84.00		84.00	
11000- 1000- 51100- 0000- 512001- 1711- 00000	SalariesExpense,InstAsst1				33.25	33.25-
11000- 1000- 51100- 1010- 512001- 1411- 00000	SalariesExpense,Teachers	293,776.00	293,776.00	58,454.49	199,146.99	36,174.52
11000- 1000- 51100- 1010- 512001- 1711- 00000	SalariesExpense,InstAsst1		13,173.00	2,639.60	10,713.61	180.21-
11000- 1000- 51100- 2000- 512001- 1412- 00000	SalariesExpense,Teachers	176,524.00	192,466.00	33,562.45	149,569.30	9,334.25
11000- 1000- 51300- 1010- 512001- 1411- 00000	AddtnlCompenstn,Teachers	28,337.00	28,337.00	4,003.45	19,206.43	5,127.12
11000- 1000- 51300- 1010- 512001- 1711- 00000	AddtnlCompenstn,InstAsst1	8,000.00	13,301.00	2,187.55	11,112.69	.76
11000- 1000- 51300- 2000- 512001- 1412- 00000	AddtnlCompenstn,Teachers		2,135.00	35.00	2,100.00	
11000- 1000- 51300- 4010- 512001- 1416- 00000	AddtnlCompenstn,TeachersO	5,000.00	5,000.00			5,000.00
11000- 1000- 51300- 4040- 512001- 1411- 00000	AddtnlCompenstn,Teachers	21,000.00	21,000.00			21,000.00
11000- 1000- 51300- 9000- 512001- 1411- 00000	AddtnlCompenstn,Teachers	825.00	825.00			825.00
11000- 1000- 52111- 0000- 512001- 1611- 00000	EducRetirement		15.00		14.40	.60
11000- 1000- 52111- 0000- 512001- 1711- 00000	EducRetirement				5.70	5.70-
11000- 1000- 52111- 1010- 512001- 1411- 00000	EducRetirement	51,788.00	51,788.00	10,681.46	36,575.59	4,530.95
11000- 1000- 52111- 1010- 512001- 1711- 00000	EducRetirement	1,361.00	4,060.00	827.85	3,262.97	30.82-
11000- 1000- 52111- 2000- 512001- 1412- 00000	EducRetirement	30,246.00	33,008.00	5,755.95	25,651.13	1,600.92
11000- 1000- 52111- 4010- 512001- 1416- 00000	EducRetirement	858.00	858.00			858.00
11000- 1000- 52111- 4040- 512001- 1411- 00000	EducRetirement	3,602.00	3,602.00			3,602.00
11000- 1000- 52111- 9000- 512001- 1411- 00000	EducRetirement	143.00	143.00			143.00
11000- 1000- 52112- 0000- 512001- 1611- 00000	ERARetireeHlth		2.00		1.68	.32
11000- 1000- 52112- 0000- 512001- 1711- 00000	ERARetireeHlth				.67	.67-
11000- 1000- 52112- 1010- 512001- 1411- 00000	ERARetireeHlth	6,040.00	6,040.00	1,245.61	4,265.19	529.20
11000- 1000- 52112- 1010- 512001- 1711- 00000	ERARetireeHlth	160.00	474.00	96.50	380.39	2.89-
11000- 1000- 52112- 2000- 512001- 1412- 00000	ERARetireeHlth	3,531.00	3,850.00	671.25	2,991.44	187.31
11000- 1000- 52112- 4010- 512001- 1416- 00000	ERARetireeHlth	100.00	100.00			100.00
11000- 1000- 52112- 4040- 512001- 1411- 00000	ERARetireeHlth	420.00	420.00			420.00
11000- 1000- 52112- 9000- 512001- 1411- 00000	ERARetireeHlth	17.00	17.00			17.00
11000- 1000- 52210- 0000- 512001- 1611- 00000	FICA Payments		6.00		5.21	.79
11000- 1000- 52210- 0000- 512001- 1711- 00000	FICA Payments				2.06	2.06-
11000- 1000- 52210- 1010- 512001- 1411- 00000	FICA Payments	19,973.00	15,973.00	3,747.93	12,988.64	763.57-
11000- 1000- 52210- 1010- 512001- 1711- 00000	FICA Payments	496.00	1,600.00	290.85	1,320.24	11.09-
11000- 1000- 52210- 2000- 512001- 1412- 00000	FICA Payments	10,946.00	11,469.00	1,982.72	8,942.31	543.97
11000- 1000- 52210- 4010- 512001- 1416- 00000	FICA Payments	310.00	310.00			310.00
11000- 1000- 52210- 4040- 512001- 1411- 00000	FICA Payments	1,302.00	1,302.00			1,302.00
11000- 1000- 52210- 9000- 512001- 1411- 00000	FICA Payments	53.00	53.00			53.00
11000- 1000- 52220- 0000- 512001- 1611- 00000	MedicarePaymnts		2.00		1.21	.79

Selection Grouped by Account Type, Filtered by User Permissions, (Org = 120, Online/Offline = N, Period = 11, UnPosted JEs? = N, Assets and Liabilities? = N, Restricted Accts? = Y, Objct = 5, Obj Digits = 0, Page Break Lvl =)

Balances through 05/31/2023						Fiscal Year 2022/23	
Funds- Func- Obj ct - Pr gm- Locat n- Jb Cl - Opt nl	Description	Adopted Budget	Revised Budget	Encumbered	Expenditure	Account Balance	
Funds 11000 - Operational, Func 1000 - Instruction (continued)							
11000- 1000- 52220- 0000- 512001- 1711- 00000	MedicarePaymnts				.49	.49-	
11000- 1000- 52220- 1010- 512001- 1411- 00000	MedicarePaymnts	4,674.00	4,674.00	876.58	3,037.68	759.74	
11000- 1000- 52220- 1010- 512001- 1711- 00000	MedicarePaymnts	118.00	375.00	68.10	308.94	2.04-	
11000- 1000- 52220- 2000- 512001- 1412- 00000	MedicarePaymnts	2,561.00	2,683.00	463.71	2,091.38	127.91	
11000- 1000- 52220- 4010- 512001- 1416- 00000	MedicarePaymnts	74.00	74.00			74.00	
11000- 1000- 52220- 4040- 512001- 1411- 00000	MedicarePaymnts	305.00	305.00			305.00	
11000- 1000- 52220- 9000- 512001- 1411- 00000	MedicarePaymnts	12.00	12.00			12.00	
11000- 1000- 52311- 0000- 512001- 1611- 00000	Hth&MedPremiums	9,567.00	567.00			567.00	
11000- 1000- 52311- 1010- 512001- 1411- 00000	Hth&MedPremiums	37,267.00	23,382.00	4,293.89	19,088.43	.32-	
11000- 1000- 52311- 1010- 512001- 1711- 00000	Hth&MedPremiums	1,196.00	1,452.00	295.50	1,155.75	.75	
11000- 1000- 52311- 2000- 512001- 1412- 00000	Hth&MedPremiums	23,736.00	21,736.00	3,600.70	16,529.10	1,606.20	
11000- 1000- 52312- 1010- 512001- 1411- 00000	Life	233.00	233.00	26.61	87.27	119.12	
11000- 1000- 52312- 1010- 512001- 1711- 00000	Life	8.00	12.00	2.30	9.02	.68	
11000- 1000- 52312- 2000- 512001- 1412- 00000	Life	84.00	84.00	13.20	62.42	8.38	
11000- 1000- 52313- 0000- 512001- 1611- 00000	Dental	360.00	360.00			360.00	
11000- 1000- 52313- 1010- 512001- 1411- 00000	Dental	2,288.00	2,288.00	325.29	1,358.55	604.16	
11000- 1000- 52313- 1010- 512001- 1711- 00000	Dental	65.00	87.00	17.50	68.61	.89	
11000- 1000- 52313- 2000- 512001- 1412- 00000	Dental	930.00	930.00	145.30	696.99	87.71	
11000- 1000- 52314- 0000- 512001- 1611- 00000	Vision	119.00	119.00			119.00	
11000- 1000- 52314- 1010- 512001- 1411- 00000	Vision	355.00	355.00	65.36	231.35	58.29	
11000- 1000- 52314- 1010- 512001- 1711- 00000	Vision	13.00	19.00	3.85	15.08	.07	
11000- 1000- 52314- 2000- 512001- 1412- 00000	Vision	233.00	233.00	29.30	132.14	71.56	
11000- 1000- 52315- 0000- 512001- 1611- 00000	Disability	336.00	336.00			336.00	
11000- 1000- 52315- 1010- 512001- 1411- 00000	Disability	197.00	197.00		56.96	140.04	
11000- 1000- 52315- 1010- 512001- 1711- 00000	Disability	18.00	51.00	10.73	39.66	.61	
11000- 1000- 52315- 2000- 512001- 1412- 00000	Disability	336.00	344.00	68.75	275.00	.25	
11000- 1000- 52500- 0000- 512001- 1611- 00000	UnemploymntComp				.22	.22-	
11000- 1000- 52500- 0000- 512001- 1711- 00000	UnemploymntComp				.11	.11-	
11000- 1000- 52500- 1010- 512001- 1411- 00000	UnemploymntComp	388.00	388.00	47.81	341.46	1.27-	
11000- 1000- 52500- 1010- 512001- 1711- 00000	UnemploymntComp	14.00	68.00	15.90	52.35	.25-	
11000- 1000- 52500- 2000- 512001- 1412- 00000	UnemploymntComp	140.00	349.00		330.97	18.03	
11000- 1000- 52710- 1010- 512001- 1411- 00000	WorkersCompPrem	4,006.00	4,006.00		3,704.00	302.00	
11000- 1000- 52710- 2000- 512001- 1412- 00000	WorkersCompPrem	2,407.00	2,407.00		2,407.00		
11000- 1000- 52720- 1010- 512001- 1411- 00000	WorkrsCompERFee	41.00	41.00	9.33	23.39	8.28	
11000- 1000- 52720- 1010- 512001- 1711- 00000	WorkrsCompERFee	2.00	4.00	.81	2.49	.70	
11000- 1000- 52720- 2000- 512001- 1412- 00000	WorkrsCompERFee	15.00	23.00	4.60	17.17	1.23	

Selection Grouped by Account Type, Filtered by User Permissions, (Org = 120, Online/Offline = N, Period = 11, UnPosted JEs? = N, Assets and Liabilities? = N, Restricted Accts? = Y, Obj Digits = 0, Page Break Lvl =)

Balances through 05/31/2023						Fiscal Year 2022/23
Funds- Func- Obj ct - Pr gm- Locat n- JbCl - Opt nl	Description	Adopted Budget	Revised Budget	Encumbered	Expenditure	Account Balance
Funds 11000 - Operational, Func 1000 - Instruction (continued)						
11000- 1000- 53330- 1010- 512001- 0000- 00000	ProfessDevelop		938.00	68.25	869.73	.02
11000- 1000- 53414- 1010- 512001- 0000- 00000	OthProfTechSvcs		3.00	2.49		.51
11000- 1000- 53711- 1010- 512001- 0000- 00000	Other Charges	1,650.00	2,761.00	1,668.97	833.37	258.66
11000- 1000- 54320- 1010- 512001- 0000- 00000	Tech-R&M	2,037.00	2,037.00			2,037.00
11000- 1000- 54610- 1010- 512001- 0000- 00000	RentLandBldngs	2,000.00	4,623.00	362.81	4,260.00	.19
11000- 1000- 55817- 1010- 512001- 0000- 00000	Student Travel			135.00	15.00	150.00-
11000- 1000- 55819- 1010- 512001- 0000- 00000	EmpTravTeachers	250.00	250.00			250.00
11000- 1000- 55915- 1010- 512001- 0000- 00000	OthContractSvcs	22,250.00	8,000.00	5,875.00	3,000.00	875.00-
11000- 1000- 56105- 1010- 512001- 0000- 00000	InstMats-Opr	1,500.00	1,500.00			1,500.00
11000- 1000- 56105- 3000- 512001- 0000- 00000	InstMats-Opr	1,450.00	1,450.00			1,450.00
11000- 1000- 56106- 1010- 512001- 0000- 00000	OthClassMats-Op	25,849.00	25,849.00			25,849.00
11000- 1000- 56112- 1010- 512001- 0000- 00000	Other Textbooks		14,114.00	217.32	8,039.60	5,857.08
11000- 1000- 56113- 1010- 512001- 0000- 00000	Software	12,000.00	19,968.00	2,741.75	17,927.62	701.37-
11000- 1000- 56118- 1010- 512001- 0000- 00000	GenSuppliesMats	16,000.00	9,373.00	3,137.87	2,985.55	3,249.58
11000- 1000- 56118- 9000- 512001- 0000- 00000	GenSuppliesMats			1,268.21		1,268.21-
11000- 1000- 56119- 1010- 512001- 0000- 00000	SupplAssets<\$5k	500.00	18,750.00	1,189.60	10,018.93	7,541.47
Total for Func 1000 and Expense accounts		842,392.00	882,999.00	153,235.05	588,448.88	141,315.07
Funds 11000 - Operational, Func 2100 - SuppSvcsStudnts						
11000- 2100- 51100- 0000- 512001- 1217- 00000	SalariesExpense,SecClerTe	47,500.00	48,000.00	6,000.00	42,000.00	
11000- 2100- 51100- 0000- 512001- 1218- 00000	SalariesExpense,SchlStude	116,800.00	118,813.00	14,750.01	104,062.57	.42
11000- 2100- 51100- 4025- 512001- 1214- 00000	SalariesExpense,Couns-Soc	129,700.00	129,700.00	12,485.95	72,265.19	44,948.86
11000- 2100- 51100- 4025- 512001- 1218- 00000	SalariesExpense,SchlStude	65,000.00	65,000.00	8,125.02	54,166.80	2,708.18
11000- 2100- 51300- 0000- 512001- 1214- 00000	AddtnlCompenstn,Couns-Soc		692.00	35.00	656.67	.33
11000- 2100- 51300- 0000- 512001- 1217- 00000	AddtnlCompenstn,SecClerTe		840.00	70.00	770.00	
11000- 2100- 51300- 0000- 512001- 1218- 00000	AddtnlCompenstn,SchlStude		1,960.00	210.00	1,750.00	
11000- 2100- 51300- 4025- 512001- 1214- 00000	AddtnlCompenstn,Couns-Soc		385.00	70.00	315.00	
11000- 2100- 51300- 4025- 512001- 1218- 00000	AddtnlCompenstn,SchlStude		560.00		560.00	
11000- 2100- 52111- 0000- 512001- 1217- 00000	EducRetirement	8,147.00	8,232.00	1,029.00	7,203.00	
11000- 2100- 52111- 0000- 512001- 1218- 00000	EducRetirement	20,032.00	20,377.00	2,529.63	17,846.75	.62
11000- 2100- 52111- 4025- 512001- 1214- 00000	EducRetirement	22,244.00	22,244.00	2,141.35	12,393.44	7,709.21
11000- 2100- 52111- 4025- 512001- 1218- 00000	EducRetirement	11,149.00	11,149.00	1,393.44	9,289.60	465.96
11000- 2100- 52112- 0000- 512001- 1217- 00000	ERARetireeHlth	950.00	960.00	120.00	840.00	
11000- 2100- 52112- 0000- 512001- 1218- 00000	ERARetireeHlth	2,336.00	2,377.00	294.99	2,081.18	.83
11000- 2100- 52112- 4025- 512001- 1214- 00000	ERARetireeHlth	2,594.00	2,594.00	249.70	1,445.34	898.96
11000- 2100- 52112- 4025- 512001- 1218- 00000	ERARetireeHlth	1,300.00	1,300.00	162.51	1,083.40	54.09
11000- 2100- 52210- 0000- 512001- 1214- 00000	FICA Payments		43.00	2.17	40.65	.18

Selection Grouped by Account Type, Filtered by User Permissions, (Org = 120, Online/Offline = N, Period = 11, UnPosted JEs? = N, Assets and Liabilities? = N, Restricted Accts? = Y, Obj Digits = 0, Page Break Lvl =)

Balances through 05/31/2023						Fiscal Year 2022/23	
Funds- Func- Obj ct - Pr gm- Locat n- JbCl - Opt nl	Description	Adopted Budget	Revised Budget	Encumbered	Expenditure	Account Balance	
Funds 11000 - Operational, Func 2100 - SuppSvcsStudnts (continued)							
11000-2100-52210-0000-512001-1217-00000	FICA Payments	2,945.00	2,945.00	355.97	2,510.23	78.80	
11000-2100-52210-0000-512001-1218-00000	FICA Payments	7,242.00	7,242.00	849.84	6,019.11	373.05	
11000-2100-52210-4025-512001-1214-00000	FICA Payments	8,042.00	8,042.00	737.49	4,290.33	3,014.18	
11000-2100-52210-4025-512001-1218-00000	FICA Payments	4,030.00	4,030.00	486.15	3,287.28	256.57	
11000-2100-52220-0000-512001-1214-00000	MedicarePaymnts		11.00	.51	9.64	.85	
11000-2100-52220-0000-512001-1217-00000	MedicarePaymnts	689.00	689.00	83.25	587.06	18.69	
11000-2100-52220-0000-512001-1218-00000	MedicarePaymnts	1,695.00	1,695.00	198.75	1,407.65	88.60	
11000-2100-52220-4025-512001-1214-00000	MedicarePaymnts	1,881.00	1,881.00	172.47	1,003.39	705.14	
11000-2100-52220-4025-512001-1218-00000	MedicarePaymnts	943.00	943.00	113.70	768.81	60.49	
11000-2100-52311-0000-512001-1217-00000	Hth&MedPremiums	5,845.00	5,845.00	730.53	5,072.52	41.95	
11000-2100-52311-0000-512001-1218-00000	Hth&MedPremiums	22,427.00	22,427.00	2,801.34	19,524.45	101.21	
11000-2100-52311-4025-512001-1214-00000	Hth&MedPremiums	21,840.00	21,840.00	1,505.70	7,875.75	12,458.55	
11000-2100-52311-4025-512001-1218-00000	Hth&MedPremiums	5,032.00	5,032.00	626.34	3,828.25	577.41	
11000-2100-52312-0000-512001-1217-00000	Life	57.00	57.00	3.96	27.72	25.32	
11000-2100-52312-0000-512001-1218-00000	Life	114.00	114.00	7.92	55.84	50.24	
11000-2100-52312-4025-512001-1214-00000	Life	114.00	114.00	6.60	40.92	66.48	
11000-2100-52312-4025-512001-1218-00000	Life	57.00	57.00	3.96	23.76	29.28	
11000-2100-52313-0000-512001-1217-00000	Dental	241.00	241.00	30.03	210.21	.76	
11000-2100-52313-0000-512001-1218-00000	Dental	840.00	842.00	104.85	736.95	.20	
11000-2100-52313-4025-512001-1214-00000	Dental	818.00	818.00	25.05	290.24	502.71	
11000-2100-52313-4025-512001-1218-00000	Dental	242.00	242.00	30.03	194.48	17.49	
11000-2100-52314-0000-512001-1217-00000	Vision	53.00	53.00	6.57	45.99	.44	
11000-2100-52314-0000-512001-1218-00000	Vision	106.00	128.00	17.58	110.40	.02	
11000-2100-52314-4025-512001-1214-00000	Vision	208.00	208.00	10.95	65.57	131.48	
11000-2100-52314-4025-512001-1218-00000	Vision	53.00	53.00	6.57	42.55	3.88	
11000-2100-52315-0000-512001-1218-00000	Disability	155.00	165.00	21.32	143.08	.60	
11000-2100-52315-4025-512001-1214-00000	Disability	539.00	539.00	54.45	230.34	254.21	
11000-2100-52500-0000-512001-1214-00000	UnemploymntComp		3.00	.12	2.08	.80	
11000-2100-52500-0000-512001-1217-00000	UnemploymntComp	95.00	104.00	20.04	83.96		
11000-2100-52500-0000-512001-1218-00000	UnemploymntComp	190.00	205.00	17.66	184.80	2.54	
11000-2100-52500-4025-512001-1214-00000	UnemploymntComp	190.00	195.00	34.30	159.82	.88	
11000-2100-52500-4025-512001-1218-00000	UnemploymntComp	96.00	101.00	7.31	91.24	2.45	
11000-2100-52710-0000-512001-1217-00000	WorkersCompPrem	648.00	648.00		648.00		
11000-2100-52710-0000-512001-1218-00000	WorkersCompPrem	1,593.00	1,593.00		1,593.00		
11000-2100-52710-4025-512001-1214-00000	WorkersCompPrem	1,769.00	1,769.00		1,769.00		
11000-2100-52710-4025-512001-1218-00000	WorkersCompPrem	887.00	887.00		887.00		

Selection Grouped by Account Type, Filtered by User Permissions, (Org = 120, Online/Offline = N, Period = 11, UnPosted JEs? = N, Assets and Liabilities? = N, Restricted Accts? = Y, Objct = 5, Obj Digits = 0, Page Break Lvl =)

Balances through 05/31/2023						Fiscal Year 2022/23	
Funds- Func- Obj ct - Pr gm- Locat n- Jb Cl - Opt nl	Description	Adopted Budget	Revised Budget	Encumbered	Expenditure	Account Balance	
Funds 11000 - Operational, Func 2100 - SuppSvcsStudnts (continued)							
11000-2100-52720-0000-512001-1217-00000	WorkrsCompERFee	10.00	10.00	2.30	6.90	.80	
11000-2100-52720-0000-512001-1218-00000	WorkrsCompERFee	20.00	20.00	4.60	13.80	1.60	
11000-2100-52720-4025-512001-1214-00000	WorkrsCompERFee	20.00	20.00	2.30	11.50	6.20	
11000-2100-52720-4025-512001-1218-00000	WorkrsCompERFee	10.00	10.00	2.30	6.90	.80	
11000-2100-53211-2000-512001-0000-00000	DiagsContracted	22,000.00	33,217.00	22,119.26	15,880.74	4,783.00-	
11000-2100-53212-2000-512001-0000-00000	SpeechThrpsCont	9,000.00	4,000.00	1,856.25	7,143.75	5,000.00-	
11000-2100-53213-2000-512001-0000-00000	OccThrpstCont	4,000.00	1,000.00-	4,000.00		5,000.00-	
11000-2100-53215-2000-512001-0000-00000	PsycholgtsCont	20,000.00	2,000.00	1,700.00	300.00		
11000-2100-53217-2000-512001-0000-00000	IntrpretersCont		500.00	160.09	339.91		
11000-2100-53330-0000-512001-0000-00000	ProfessDevelop		130.00		130.00		
11000-2100-53414-0000-512001-0000-00000	OthProfTechSvcs		39,115.00	8,628.30	25,391.68	5,095.02	
11000-2100-54320-0000-512001-0000-00000	Tech-R&M	20,118.00					
11000-2100-55915-0000-512001-0000-00000	OthContractSvcs	3,776.00	3,839.00	547.73	5,126.25	1,834.98-	
11000-2100-56113-0000-512001-0000-00000	Software	25,000.00	25,000.00	4,770.35	3,098.64	17,131.01	
11000-2100-56118-0000-512001-0000-00000	GenSuppliesMats	1,000.00	1,250.00	87.65	1,161.69	.66	
11000-2100-56118-2000-512001-0000-00000	GenSuppliesMats	200.00	200.00	2.22	80.73	117.05	
Total for Func 2100 and Expense accounts		624,582.00	635,295.00	102,623.43	451,283.50	81,388.07	
Funds 11000 - Operational, Func 2200 - Suppt Svcs Inst							
11000-2200-53330-0000-512001-0000-00000	ProfessDevelop	1,000.00	1,000.00			1,000.00	
11000-2200-55915-0000-512001-0000-00000	OthContractSvcs	10,000.00	11,327.00	3,569.00	7,758.00		
11000-2200-56113-0000-512001-0000-00000	Software	4,000.00	5,345.00	4,000.00	1,344.95	.05	
11000-2200-56118-0000-512001-0000-00000	GenSuppliesMats	1,852.00	3,961.00	3,126.28	673.52	161.20	
Total for Func 2200 and Expense accounts		16,852.00	21,633.00	10,695.28	9,776.47	1,161.25	
Funds 11000 - Operational, Func 2300 - SupptSvcs-Admin							
11000-2300-51100-0000-512001-1111-00000	SalariesExpense,Superinte	105,824.00	105,824.00	13,228.02	92,596.14	.16-	
11000-2300-52111-0000-512001-1111-00000	EducRetirement	18,149.00	18,149.00	2,268.60	15,880.20	.20	
11000-2300-52112-0000-512001-1111-00000	ERARetireeHlth	2,117.00	2,117.00	264.54	1,851.78	.68	
11000-2300-52210-0000-512001-1111-00000	FICA Payments	6,562.00	6,562.00	801.24	5,609.73	151.03	
11000-2300-52220-0000-512001-1111-00000	MedicarePaymnts	1,535.00	1,535.00	187.38	1,311.90	35.72	
11000-2300-52311-0000-512001-1111-00000	Hth&MedPremiums	5,377.00	5,589.00	690.24	4,792.77	105.99	
11000-2300-52312-0000-512001-1111-00000	Life	52.00	52.00	3.75	26.25	22.00	
11000-2300-52313-0000-512001-1111-00000	Dental	111.00	114.00	14.19	99.33	.48	
11000-2300-52314-0000-512001-1111-00000	Vision	49.00	49.00	6.21	43.47	.68-	
11000-2300-52500-0000-512001-0000-00000	UnemploymntComp		2.00			2.00	
11000-2300-52500-0000-512001-1111-00000	UnemploymntComp	88.00	88.00		93.85	5.85-	
11000-2300-52710-0000-512001-1111-00000	WorkersCompPrem	1,443.00	1,443.00		1,443.00		
Selection Grouped by Account Type, Filtered by User Permissions, (Org = 120, Online/Offline = N, Period = 11, UnPosted JEs? = N, Assets and Liabilities? = N, Restricted Accts? = Y, Objct = 5, Obj Digits = 0, Page Break Lvl =)						SCHOOLABILITY	

Balances through 05/31/2023						Fiscal Year 2022/23
Funds- Func- Obj ct - Pr gm- Locat n- JbCl - Opt nl	Description	Adopted Budget	Revised Budget	Encumbered	Expenditure	Account Balance
Funds 11000 - Operational, Func 2300 - SupptSvcs-Admin (continued)						
11000- 2300- 52720- 0000- 512001- 1111- 00000	WorkrsCompERFee	9.00	9.00	2.17	6.51	.32
11000- 2300- 53330- 0000- 512001- 0000- 00000	ProfessDevelop		350.00	150.00	200.00	
11000- 2300- 53411- 0000- 512001- 0000- 00000	Auditing	15,858.00	18,118.00	.50	18,117.49	.01
11000- 2300- 53413- 0000- 512001- 0000- 00000	Legal	25,000.00	25,000.00	753.12	24,246.88	
11000- 2300- 53711- 0000- 512001- 0000- 00000	Other Charges	200.00	200.00			200.00
11000- 2300- 55400- 0000- 512001- 0000- 00000	Advertising	10,000.00	10,000.00	3,670.05	2,295.71	4,034.24
11000- 2300- 55812- 0000- 512001- 0000- 00000	Board Training	1,000.00	1,000.00			1,000.00
11000- 2300- 55915- 0000- 512001- 0000- 00000	OthContractSvcs	8,650.00	9,618.00	2,498.28	7,119.47	.25
Total for Func 2300 and Expense accounts		202,024.00	205,819.00	24,538.29	175,734.48	5,546.23
Funds 11000 - Operational, Func 2400 - SupSvcsSchAdmin						
11000- 2400- 51100- 0000- 512001- 0000- 00000	SalariesExpense,NoJobClas		1,000.00			1,000.00
11000- 2400- 51100- 0000- 512001- 1217- 00000	SalariesExpense,SecClerTe	38,000.00	38,000.00	4,875.00	34,125.00	1,000.00-
11000- 2400- 51300- 0000- 512001- 1217- 00000	AddtnlCompenstn,SecClerTe	5,125.00	5,125.00	382.51	2,957.57	1,784.92
11000- 2400- 52111- 0000- 512001- 1217- 00000	EducRetirement	7,398.00	7,398.00	889.68	6,227.76	280.56
11000- 2400- 52112- 0000- 512001- 1217- 00000	ERARetireeHlth	863.00	863.00	103.74	726.18	33.08
11000- 2400- 52210- 0000- 512001- 1217- 00000	FICA Payments	2,676.00	2,676.00	323.18	2,279.62	73.20
11000- 2400- 52220- 0000- 512001- 1217- 00000	MedicarePaymnts	627.00	627.00	75.58	533.18	18.24
11000- 2400- 52312- 0000- 512001- 1217- 00000	Life	57.00	57.00	3.96	27.72	25.32
11000- 2400- 52313- 0000- 512001- 1217- 00000	Dental	719.00	719.00	89.82	628.74	.44
11000- 2400- 52314- 0000- 512001- 1217- 00000	Vision	119.00	119.00	14.85	103.95	.20
11000- 2400- 52500- 0000- 512001- 1217- 00000	UnemploymntComp	95.00	95.00	17.36	73.77	3.87
11000- 2400- 52710- 0000- 512001- 1217- 00000	WorkersCompPrem	518.00	518.00		518.00	
11000- 2400- 52720- 0000- 512001- 1217- 00000	WorkrsCompERFee	10.00	10.00	2.30	6.90	.80
11000- 2400- 53330- 0000- 512001- 0000- 00000	ProfessDevelop		665.00	515.00	150.00	
11000- 2400- 53414- 0000- 512001- 0000- 00000	OthProfTechSvcs		18,318.00	6,105.89	3,052.91	9,159.20
11000- 2400- 53711- 0000- 512001- 0000- 00000	Other Charges	100.00	163.00	44.00	118.53	.47
11000- 2400- 54311- 0000- 512001- 0000- 00000	MntRepFrnFixEqp		808.00	58.35	749.48	.17
11000- 2400- 55813- 0000- 512001- 0000- 00000	EmpTravNonTeach	1,000.00	1,000.00	60.03		939.97
11000- 2400- 55915- 0000- 512001- 0000- 00000	OthContractSvcs	800.00	992.00	600.00	392.00	
11000- 2400- 56113- 0000- 512001- 0000- 00000	Software		3.00	2.59		.41
11000- 2400- 56118- 0000- 512001- 0000- 00000	GenSuppliesMats	6,512.00	6,512.00	5,280.57	2,290.27	1,058.84-
11000- 2400- 56119- 0000- 512001- 0000- 00000	SupplAssets<\$5k		792.00	10.01	445.55	336.44
Total for Func 2400 and Expense accounts		64,619.00	86,460.00	19,454.42	55,407.13	11,598.45
Funds 11000 - Operational, Func 2500 - Central Svcs						
11000- 2500- 53330- 0000- 512001- 0000- 00000	ProfessDevelop	3,000.00	2,500.00		2,095.68	404.32
11000- 2500- 53414- 0000- 512001- 0000- 00000	OthProfTechSvcs		128,596.00	18,105.80	107,046.96	3,443.24

Selection Grouped by Account Type, Filtered by User Permissions, (Org = 120, Online/Offline = N, Period = 11, UnPosted JEs? = N, Assets and Liabilities? = N, Restricted Accts? = Y, Objct = 5, Obj Digits = 0, Page Break Lvl =)

Balances through 05/31/2023						Fiscal Year 2022/23
Funds- Func- Obj ct - Pr gm- Locat n- JbCl - Opt nl	Description	Adopted Budget	Revised Budget	Encumbered	Expenditure	Account Balance
Funds 11000 - Operational, Func 2500 - Central Svcs (continued)						
11000-2500-53711-0000-512001-0000-00000	Other Charges	298.00	430.00	298.00	176.00	44.00-
11000-2500-54320-0000-512001-0000-00000	Tech-R&M	164,547.00	74,598.00	6,743.45	35,984.35	31,870.20
11000-2500-54620-0000-512001-0000-00000	RentlEquipVehcl	19,659.00	19,659.00	1,755.82	17,896.98	6.20
11000-2500-55400-0000-512001-0000-00000	Advertising	7,000.00	24,354.00	12,558.30	15,722.89	3,927.19-
11000-2500-55915-0000-512001-0000-00000	OthContractSvcs	600.00	600.00	50.00	550.00	
11000-2500-56113-0000-512001-0000-00000	Software	17,500.00	18,102.00		18,102.00	
11000-2500-56118-0000-512001-0000-00000	GenSuppliesMats	5,100.00	5,100.00	2,389.00	843.22	1,867.78
11000-2500-56119-0000-512001-0000-00000	SupplAssets<\$5k		4,953.00		2,674.80	2,278.20
11000-2500-57331-0000-512001-0000-00000	FixedAssets>\$5k		1,930.00	964.40		965.60
Total for Func 2500 and Expense accounts		217,704.00	280,822.00	42,864.77	201,092.88	36,864.35
Funds 11000 - Operational, Func 2600 - Op&MaintofPlant						
11000-2600-54312-0000-512001-0000-00000	MntRepBlgsGrnds	12,000.00	16,040.00	13,036.39	6,284.46	3,280.85-
11000-2600-54411-0000-512001-0000-00000	Electricity	26,000.00	26,000.00	14,703.36	11,296.64	
11000-2600-54412-0000-512001-0000-00000	NatGasBuildings	2,300.00	5,300.00	891.94	2,908.06	1,500.00
11000-2600-54415-0000-512001-0000-00000	Water/Sewage	8,500.00	8,563.00	2,419.61	6,143.39	
11000-2600-54416-0000-512001-0000-00000	CommunicatnSvcs	17,500.00	24,570.00	2,454.00	23,430.38	1,314.38-
11000-2600-54610-0000-512001-0000-00000	RentlLandBldngs	322,106.00	322,106.00		74,333.89	247,772.11
11000-2600-55200-0000-512001-0000-00000	PropertyLiablns	17,293.00	17,293.00		17,277.00	16.00
11000-2600-55915-0000-512001-0000-00000	OthContractSvcs	68,887.00	75,007.00	23,979.48	50,252.47	775.05
11000-2600-56118-0000-512001-0000-00000	GenSuppliesMats	5,000.00	5,000.00	1,935.21	1,108.41	1,956.38
11000-2600-56119-0000-512001-0000-00000	SupplAssets<\$5k	1,500.00	7,156.00	2,607.44	4,412.88	135.68
Total for Func 2600 and Expense accounts		481,086.00	507,035.00	62,027.43	197,447.58	247,559.99
Funds 11000 - Operational, Func 2900 - Oth Suppt Svcs						
11000-2900-58215-0000-512001-0000-00000	RestrictExpend	1,237,998.00	657,998.00			657,998.00
Total for Func 2900 and Expense accounts		1,237,998.00	657,998.00	.00	.00	657,998.00
Funds 11000 - Operational, Func 3100 - FoodSvcsOpertns						
11000-3100-56116-0000-512001-0000-00000	Food		550.00	452.60	97.40	
11000-3100-56118-0000-512001-0000-00000	GenSuppliesMats	250.00	250.00			250.00
Total for Func 3100 and Expense accounts		250.00	800.00	452.60	97.40	250.00
Funds 11000 - Operational, Func 4000 - Capital Outlay						
11000-4000-54640-0000-512001-0000-00000	RentalLease2Pur		580,000.00		593,000.00	13,000.00-
Total for Func 4000 and Expense accounts		.00	580,000.00	.00	593,000.00	13,000.00-
Total for Funds 11000		3,687,507.00	3,858,861.00	415,891.27	2,272,288.32	1,170,681.41
Funds 21000 - Food Svcs, Func 3100 - FoodSvcsOpertns						
21000-3100-56116-0000-512001-0000-00000	Food	45,890.00	63,371.00	43,390.00	2,500.00	17,481.00

Selection Grouped by Account Type, Filtered by User Permissions, (Org = 120, Online/Offline = N, Period = 11, UnPosted JEs? = N, Assets and Liabilities? = N, Restricted Accts? = Y, Object = 5, Obj Digits = 0, Page Break Lvl =)

Balances through 05/31/2023						Fiscal Year 2022/23	
Funds- Func- Obj ct - Pr gm- Locat n- JbCl - Opt nl	Description	Adopted Budget	Revised Budget	Encumbered	Expenditure	Account Balance	
Funds 21000 - Food Svcs, Func 3100 - FoodSvcsOpertns (continued)							
21000- 3100- 56118- 0000- 512001- 0000- 00000	GenSuppliesMats				243.40	243.40-	
Total for Funds 21000, Func 3100 and Expense accounts		45,890.00	63,371.00	43,390.00	2,743.40	17,237.60	
Funds 23000 - Non-InstrctSupp, Func 1000 - Instruction							
23000- 1000- 53711- 0000- 512001- 0000- 00000	Other Charges				30.00	30.00-	
23000- 1000- 56118- 0000- 512001- 0000- 00000	GenSuppliesMats	3,927.00	4,380.00			4,380.00	
23000- 1000- 56118- 1010- 512001- 0000- 00000	GenSuppliesMats				2,074.08	2,074.08-	
23000- 1000- 56118- 9000- 512001- 0000- 00000	GenSuppliesMats			284.42	2,368.62	2,653.04-	
Total for Funds 23000, Func 1000 and Expense accounts		3,927.00	4,380.00	284.42	4,472.70	377.12-	
Funds 24101 - Title I - IASA, Func 1000 - Instruction							
24101- 1000- 51100- 1010- 512001- 1711- 00000	SalariesExpense,InstAsst1	58,751.00	63,861.00	13,370.35	50,490.58	.07	
24101- 1000- 51300- 1010- 512001- 1711- 00000	AddtnlCompenstn,InstAsst1	5,000.00	5,000.00	1,041.70	3,958.46	.16-	
24101- 1000- 52111- 1010- 512001- 1711- 00000	EducRetirement	10,942.00	11,810.00	2,471.65	9,337.98	.37	
24101- 1000- 52112- 1010- 512001- 1711- 00000	ERARetireeHlth	1,276.00	1,378.00	288.25	1,089.00	.75	
24101- 1000- 52210- 1010- 512001- 1711- 00000	FICA Payments	3,954.00	4,184.00	875.50	3,308.36	.14	
24101- 1000- 52220- 1010- 512001- 1711- 00000	MedicarePaymnts	927.00	979.00	204.70	773.62	.68	
24101- 1000- 52311- 1010- 512001- 1711- 00000	Hth&MedPremiums	8,297.00	3,034.00	640.10	2,393.26	.64	
24101- 1000- 52312- 1010- 512001- 1711- 00000	Life	111.00	111.00	11.40	45.68	53.92	
24101- 1000- 52313- 1010- 512001- 1711- 00000	Dental	394.00	394.00	32.55	121.58	239.87	
24101- 1000- 52314- 1010- 512001- 1711- 00000	Vision	76.00	76.00	7.10	26.53	42.37	
24101- 1000- 52315- 1010- 512001- 1711- 00000	Disability	116.00	116.00	22.15	77.95	15.90	
24101- 1000- 52500- 1010- 512001- 1711- 00000	UnemploymntComp	185.00	185.00	47.60	123.36	14.04	
24101- 1000- 52710- 1010- 512001- 1711- 00000	WorkersCompPrem	802.00	802.00		802.00		
24101- 1000- 52720- 1010- 512001- 1711- 00000	WorkrsCompERFee	20.00	20.00	3.96	11.82	4.22	
24101- 1000- 56118- 1010- 512001- 0000- 00000	GenSuppliesMats	1,829.00	724.00	26.00		698.00	
Total for Func 1000 and Expense accounts		92,680.00	92,674.00	19,043.01	72,560.18	1,070.81	
Funds 24101 - Title I - IASA, Func 2400 - SupSvcsSchAdmin							
24101- 2400- 51300- 0000- 512001- 1217- 00000	AddtnlCompenstn,SecClerTe	2,500.00	2,500.00	312.51	2,187.57	.08-	
24101- 2400- 52111- 0000- 512001- 1217- 00000	EducRetirement	429.00	429.00	53.58	375.06	.36	
24101- 2400- 52112- 0000- 512001- 1217- 00000	ERARetireeHlth	50.00	50.00	6.27	43.89	.16-	
24101- 2400- 52210- 0000- 512001- 1217- 00000	FICA Payments	155.00	155.00	19.38	135.66	.04-	
24101- 2400- 52220- 0000- 512001- 1217- 00000	MedicarePaymnts	37.00	37.00	4.53	31.71	.76	
24101- 2400- 52500- 0000- 512001- 1217- 00000	UnemploymntComp		6.00	1.03	4.31	.66	
Total for Func 2400 and Expense accounts		3,171.00	3,177.00	397.30	2,778.20	1.50	
Total for Funds 24101		95,851.00	95,851.00	19,440.31	75,338.38	1,072.31	
Funds 24106 - IDEABEntitlemnt, Func 1000 - Instruction							

Selection Grouped by Account Type, Filtered by User Permissions, (Org = 120, Online/Offline = N, Period = 11, UnPosted JEs? = N, Assets and Liabilities? = N, Restricted Accts? = Y, Obj Digits = 0, Page Break Lvl =)

Balances through 05/31/2023						Fiscal Year 2022/23
Funds- Func- Obj ct - Pr gm- Locat n- JbCl - Opt nl	Description	Adopted Budget	Revised Budget	Encumbered	Expenditure	Account Balance
Funds 24106 - IDEABEntitlemnt, Func 1000 - Instruction						
24106- 1000- 51100- 2000- 512001- 1412- 00000	SalariesExpense,Teachers	34,176.00	32,635.00	6,666.65	25,968.06	.29
24106- 1000- 52111- 2000- 512001- 1412- 00000	EducRetirement	5,891.00	5,597.00	1,143.35	4,453.41	.24
24106- 1000- 52112- 2000- 512001- 1412- 00000	ERARetireeHlth	684.00	684.00	133.35	519.30	31.35
24106- 1000- 52210- 2000- 512001- 1412- 00000	FICA Payments	2,119.00	2,101.00	388.35	1,521.13	191.52
24106- 1000- 52220- 2000- 512001- 1412- 00000	MedicarePaymnts	496.00	496.00	90.85	355.72	49.43
24106- 1000- 52311- 2000- 512001- 1412- 00000	Hth&MedPremiums	2,276.00	4,039.00	886.40	3,152.39	.21
24106- 1000- 52312- 2000- 512001- 1412- 00000	Life	31.00	31.00	3.30	12.82	14.88
24106- 1000- 52313- 2000- 512001- 1412- 00000	Dental	129.00	219.00	47.60	171.20	.20
24106- 1000- 52314- 2000- 512001- 1412- 00000	Vision	29.00	29.00	5.45	18.61	4.94
24106- 1000- 52500- 2000- 512001- 1412- 00000	UnemploymntComp	51.00	51.00	4.51	44.00	2.49
24106- 1000- 52710- 2000- 512001- 1412- 00000	WorkersCompPrem	466.00	466.00		466.00	
24106- 1000- 52720- 2000- 512001- 1412- 00000	WorkrsCompERFee	6.00	6.00	1.15	3.53	1.32
Total for Funds 24106, Func 1000 and Expense accounts		46,354.00	46,354.00	9,370.96	36,686.17	296.87
Funds 24154 - TchPrinTrainRec, Func 1000 - Instruction						
24154- 1000- 51300- 1010- 512001- 1411- 00000	AddtnlCompenstn,Teachers	4,000.00	3,109.00		2,000.00	1,109.00
24154- 1000- 51300- 1010- 512001- 1711- 00000	AddtnlCompenstn,InstAsst1		400.00		400.00	
24154- 1000- 52111- 1010- 512001- 1411- 00000	EducRetirement		343.00		342.99	.01
24154- 1000- 52111- 1010- 512001- 1711- 00000	EducRetirement		69.00		68.60	.40
24154- 1000- 52112- 1010- 512001- 1411- 00000	ERARetireeHlth		40.00		39.99	.01
24154- 1000- 52112- 1010- 512001- 1711- 00000	ERARetireeHlth		8.00		8.00	
24154- 1000- 52210- 1010- 512001- 1411- 00000	FICA Payments	248.00	248.00		124.00	124.00
24154- 1000- 52210- 1010- 512001- 1711- 00000	FICA Payments		25.00		24.80	.20
24154- 1000- 52220- 1010- 512001- 1411- 00000	MedicarePaymnts	58.00	58.00		29.01	28.99
24154- 1000- 52220- 1010- 512001- 1711- 00000	MedicarePaymnts		6.00		5.80	.20
24154- 1000- 53330- 1010- 512001- 0000- 00000	ProfessDevelop	3,113.00	3,113.00		2,095.68	1,017.32
Total for Funds 24154, Func 1000 and Expense accounts		7,419.00	7,419.00	.00	5,138.87	2,280.13
Funds 24174 - CP-Second-Curr, Func 1000 - Instruction						
24174- 1000- 51100- 1010- 512001- 1411- 00000	SalariesExpense,Teachers	5,347.00	5,347.00	1,114.00	4,233.20	.20-
24174- 1000- 52111- 1010- 512001- 1411- 00000	EducRetirement	911.00	911.00	191.05	725.99	6.04-
24174- 1000- 52112- 1010- 512001- 1411- 00000	ERARetireeHlth	107.00	107.00	22.30	84.74	.04-
24174- 1000- 52210- 1010- 512001- 1411- 00000	FICA Payments	332.00	332.00	66.50	253.03	12.47
24174- 1000- 52220- 1010- 512001- 1411- 00000	MedicarePaymnts	78.00	78.00	15.55	59.18	3.27
24174- 1000- 52311- 1010- 512001- 1411- 00000	Hth&MedPremiums	636.00	636.00	93.44	342.96	199.60
24174- 1000- 52312- 1010- 512001- 1411- 00000	Life	8.00	8.00	.60	2.15	5.25
24174- 1000- 52313- 1010- 512001- 1411- 00000	Dental	16.00	16.00	2.20	8.17	5.63

Selection Grouped by Account Type, Filtered by User Permissions, (Org = 120, Online/Offline = N, Period = 11, UnPosted JEs? = N, Assets and Liabilities? = N, Restricted Accts? = Y, Objct = 5, Obj Digits = 0, Page Break Lvl =)

Balances through 05/31/2023						Fiscal Year 2022/23
Funds- Func- Obj ct - Pr gm- Locat n- JbCl - Opt nl	Description	Adopted Budget	Revised Budget	Encumbered	Expenditure	Account Balance
Funds 24174 - CP-Second-Curr, Func 1000 - Instruction (continued)						
24174- 1000- 52314- 1010- 512001- 1411- 00000	Vision	7.00	7.00	.90	3.40	2.70
24174- 1000- 52500- 1010- 512001- 1411- 00000	UnemploymntComp	12.00	12.00	.81	7.40	3.79
24174- 1000- 52710- 1010- 512001- 1411- 00000	WorkersCompPrem	73.00	73.00		73.00	
24174- 1000- 52720- 1010- 512001- 1411- 00000	WorkrsCompERFee	2.00	2.00	.20	.48	1.32
Total for Funds 24174, Func 1000 and Expense accounts		7,529.00	7,529.00	1,507.55	5,793.70	227.75
Funds 24189 - SSAE Title IV, Func 2100 - SuppSvcsStudnts						
24189- 2100- 51100- 0000- 512001- 1214- 00000	SalariesExpense,Couns-Soc	7,420.00	7,420.00	1,482.01	5,664.59	273.40
24189- 2100- 52111- 0000- 512001- 1214- 00000	EducRetirement	996.00	996.00	254.20	971.57	229.77-
24189- 2100- 52112- 0000- 512001- 1214- 00000	ERARetireeHlth	149.00	149.00	29.65	113.33	6.02
24189- 2100- 52210- 0000- 512001- 1214- 00000	FICA Payments	461.00	461.00	88.50	337.69	34.81
24189- 2100- 52220- 0000- 512001- 1214- 00000	MedicarePaymnts	108.00	108.00	20.65	78.87	8.48
24189- 2100- 52311- 0000- 512001- 1214- 00000	Hth&MedPremiums	718.00	718.00	124.35	494.52	99.13
24189- 2100- 52312- 0000- 512001- 1214- 00000	Life	8.00	8.00	.80	3.18	4.02
24189- 2100- 52313- 0000- 512001- 1214- 00000	Dental	16.00	16.00	3.00	11.93	1.07
24189- 2100- 52314- 0000- 512001- 1214- 00000	Vision	7.00	7.00	1.35	5.31	.34
24189- 2100- 52500- 0000- 512001- 1214- 00000	UnemploymntComp	13.00	13.00	1.08	9.80	2.12
24189- 2100- 52710- 0000- 512001- 1214- 00000	WorkersCompPrem	102.00	102.00		102.00	
24189- 2100- 52720- 0000- 512001- 1214- 00000	WorkrsCompERFee	2.00	2.00	.28	.91	.81
Total for Funds 24189, Func 2100 and Expense accounts		10,000.00	10,000.00	2,005.87	7,793.70	200.43
Funds 24308 - CRRSA, ESSER II, Func 1000 - Instruction						
24308- 1000- 51100- 1010- 512001- 1411- 00000	SalariesExpense,Teachers	134,090.00	161,828.00	37,375.90	128,159.79	3,707.69-
24308- 1000- 51100- 1010- 512001- 1711- 00000	SalariesExpense,InstAsst1	3,590.00	658.00			658.00
24308- 1000- 52111- 1010- 512001- 1411- 00000	EducRetirement	23,158.00	27,754.00	6,410.00	21,979.54	635.54-
24308- 1000- 52111- 1010- 512001- 1711- 00000	EducRetirement	340.00	340.00			340.00
24308- 1000- 52112- 1010- 512001- 1411- 00000	ERARetireeHlth	2,682.00	3,237.00	747.45	2,562.91	73.36-
24308- 1000- 52112- 1010- 512001- 1711- 00000	ERARetireeHlth	72.00	72.00			72.00
24308- 1000- 52210- 1010- 512001- 1411- 00000	FICA Payments	8,315.00	9,519.00	2,184.30	7,538.08	203.38-
24308- 1000- 52210- 1010- 512001- 1711- 00000	FICA Payments	223.00	223.00			223.00
24308- 1000- 52220- 1010- 512001- 1411- 00000	MedicarePaymnts	1,946.00	6,359.00	510.85	1,762.95	4,085.20
24308- 1000- 52220- 1010- 512001- 1711- 00000	MedicarePaymnts	53.00	53.00			53.00
24308- 1000- 52311- 1010- 512001- 1411- 00000	Hth&MedPremiums	11,470.00	18,389.00	4,754.60	14,564.89	930.49-
24308- 1000- 52311- 1010- 512001- 1711- 00000	Hth&MedPremiums	2,858.00				
24308- 1000- 52312- 1010- 512001- 1411- 00000	Life	127.00	127.00	19.25	66.36	41.39
24308- 1000- 52312- 1010- 512001- 1711- 00000	Life	12.00	12.00			12.00
24308- 1000- 52313- 1010- 512001- 1411- 00000	Dental	535.00	839.00	215.15	664.71	40.86-
Selection Grouped by Account Type, Filtered by User Permissions, (Org = 120, Online/Offline = N, Period = 11, UnPosted JEs? = N, Assets and Liabilities? = N, Restricted Accts? = Y, Objct = 5, Obj Digits = 0, Page Break Lvl =)						

Balances through 05/31/2023						Fiscal Year 2022/23	
Funds- Func- Obj ct - Pr gm- Locat n- Jb Cl - Opt nl	Description	Adopted Budget	Revised Budget	Encumbered	Expenditure	Account Balance	
Funds 24308 - CRRSA, ESSER II, Func 1000 - Instruction (continued)							
24308- 1000- 52313- 1010- 512001- 1711- 00000	Dental	72.00	72.00			72.00	
24308- 1000- 52314- 1010- 512001- 1411- 00000	Vision	118.00	155.00	37.05	122.11	4.16-	
24308- 1000- 52314- 1010- 512001- 1711- 00000	Vision	24.00	24.00			24.00	
24308- 1000- 52315- 1010- 512001- 1411- 00000	Disability	227.00	361.00	92.63	280.94	12.57-	
24308- 1000- 52315- 1010- 512001- 1711- 00000	Disability	68.00	68.00			68.00	
24308- 1000- 52500- 1010- 512001- 1411- 00000	UnemploymntComp	211.00	257.00	35.35	232.74	11.09-	
24308- 1000- 52500- 1010- 512001- 1711- 00000	UnemploymntComp	19.00	19.00			19.00	
24308- 1000- 52710- 1010- 512001- 1411- 00000	WorkersCompPrem	1,829.00	1,829.00		1,829.00		
24308- 1000- 52710- 1010- 512001- 1711- 00000	WorkersCompPrem	49.00	49.00		49.00		
24308- 1000- 52720- 1010- 512001- 1411- 00000	WorkrsCompERFee	23.00	23.00	6.71	17.63	1.34-	
24308- 1000- 52720- 1010- 512001- 1711- 00000	WorkrsCompERFee	2.00	2.00			2.00	
Total for Func 1000 and Expense accounts		192,113.00	232,269.00	52,389.24	179,830.65	49.11	
Funds 24308 - CRRSA, ESSER II, Func 2500 - Central Svcs							
24308- 2500- 51100- 0000- 512001- 1217- 00000	SalariesExpense,SecClerTe	20,500.00					
24308- 2500- 52111- 0000- 512001- 1217- 00000	EducRetirement	3,516.00					
24308- 2500- 52112- 0000- 512001- 1217- 00000	ERARetireeHlth	410.00					
24308- 2500- 52210- 0000- 512001- 1217- 00000	FICA Payments	1,271.00					
24308- 2500- 52220- 0000- 512001- 1217- 00000	MedicarePaymnts	298.00					
24308- 2500- 52311- 0000- 512001- 1217- 00000	Hth&MedPremiums	9,002.00					
24308- 2500- 52312- 0000- 512001- 1217- 00000	Life	57.00					
24308- 2500- 52313- 0000- 512001- 1217- 00000	Dental	360.00	119.00-			119.00-	
24308- 2500- 52314- 0000- 512001- 1217- 00000	Vision	119.00	119.00			119.00	
24308- 2500- 52315- 0000- 512001- 1217- 00000	Disability	336.00					
24308- 2500- 52500- 0000- 512001- 1217- 00000	UnemploymntComp	95.00					
24308- 2500- 52710- 0000- 512001- 1217- 00000	WorkersCompPrem	280.00	280.00		280.00		
24308- 2500- 52720- 0000- 512001- 1217- 00000	WorkrsCompERFee	10.00					
Total for Func 2500 and Expense accounts		36,254.00	280.00	.00	280.00	.00	
Total for Funds 24308		228,367.00	232,549.00	52,389.24	180,110.65	49.11	
Funds 24330 - ESSER III, Func 1000 - Instruction							
24330- 1000- 51100- 1010- 512001- 1411- 00000	SalariesExpense,Teachers		26,597.00	4,142.90	18,744.97	3,709.13	
24330- 1000- 51100- 1010- 512001- 1711- 00000	SalariesExpense,InstAsst1	50,560.00	34,376.00	7,291.70	27,083.40	.90	
24330- 1000- 52111- 1010- 512001- 1411- 00000	EducRetirement		4,562.00	710.50	3,214.72	636.78	
24330- 1000- 52111- 1010- 512001- 1711- 00000	EducRetirement	8,948.00	8,948.00	1,250.55	4,657.80	3,039.65	
24330- 1000- 52112- 1010- 512001- 1411- 00000	ERARetireeHlth		532.00	82.85	374.92	74.23	
24330- 1000- 52112- 1010- 512001- 1711- 00000	ERARetireeHlth	1,012.00	1,012.00	145.85	543.23	322.92	
Selection Grouped by Account Type, Filtered by User Permissions, (Org = 120, Online/Offline = N, Period = 11, UnPosted JEs? = N, Assets and Liabilities? = N, Restricted Accts? = Y, Objct = 5, Obj Digits = 0, Page Break Lvl =)							

Balances through 05/31/2023						Fiscal Year 2022/23
Funds- Func- Obj ct - Pr gm- Locat n- JbCl - Opt nl	Description	Adopted Budget	Revised Budget	Encumbered	Expenditure	Account Balance
Funds 24330 - ESSER III, Func 1000 - Instruction (continued)						
24330- 1000- 52210- 1010- 512001- 1411- 00000	FICA Payments		1,463.00	227.85	1,030.99	204.16
24330- 1000- 52210- 1010- 512001- 1711- 00000	FICA Payments	3,136.00	3,136.00	428.30	1,589.01	1,118.69
24330- 1000- 52220- 1010- 512001- 1411- 00000	MedicarePaymnts		343.00	53.30	241.11	48.59
24330- 1000- 52220- 1010- 512001- 1711- 00000	MedicarePaymnts	734.00	734.00	100.15	371.57	262.28
24330- 1000- 52311- 1010- 512001- 1411- 00000	Hth&MedPremiums		20,215.00	1,039.85	4,704.86	14,470.29
24330- 1000- 52311- 1010- 512001- 1711- 00000	Hth&MedPremiums	17,221.00	17,221.00	844.30	3,376.73	12,999.97
24330- 1000- 52312- 1010- 512001- 1411- 00000	Life		26.00	2.00	9.11	14.89
24330- 1000- 52312- 1010- 512001- 1711- 00000	Life	103.00	103.00	6.60	26.40	70.00
24330- 1000- 52313- 1010- 512001- 1411- 00000	Dental		588.00	45.65	206.57	335.78
24330- 1000- 52313- 1010- 512001- 1711- 00000	Dental	648.00	648.00	50.05	190.19	407.76
24330- 1000- 52314- 1010- 512001- 1411- 00000	Vision		72.00	5.60	25.28	41.12
24330- 1000- 52314- 1010- 512001- 1711- 00000	Vision	215.00	215.00			215.00
24330- 1000- 52315- 1010- 512001- 1411- 00000	Disability		210.00	16.75	72.26	120.99
24330- 1000- 52315- 1010- 512001- 1711- 00000	Disability	605.00	605.00			605.00
24330- 1000- 52500- 1010- 512001- 1411- 00000	UnemploymntComp		64.00	2.25	41.30	20.45
24330- 1000- 52500- 1010- 512001- 1711- 00000	UnemploymntComp	171.00	171.00	24.05	89.58	57.37
24330- 1000- 52710- 1010- 512001- 1711- 00000	WorkersCompPrem	690.00	690.00		690.00	
24330- 1000- 52720- 1010- 512001- 1411- 00000	WorkrsCompERFee		6.00	.70	2.30	3.00
24330- 1000- 52720- 1010- 512001- 1711- 00000	WorkrsCompERFee	18.00	18.00	2.30	6.90	8.80
24330- 1000- 56119- 1010- 512001- 0000- 00000	SupplAssets<\$5k	36,402.00	11,911.00			11,911.00
Total for Func 1000 and Expense accounts		120,463.00	134,466.00	16,474.05	67,293.20	50,698.75
Funds 24330 - ESSER III, Func 2100 - SuppSvcStudnts						
24330- 2100- 51100- 0000- 512001- 1214- 00000	SalariesExpense,Couns-Soc	37,100.00	42,370.00	9,103.54	33,266.08	.38
24330- 2100- 51100- 0000- 512001- 1218- 00000	SalariesExpense,SchlStude		1,896.00		1,895.84	.16
24330- 2100- 52111- 0000- 512001- 1214- 00000	EducRetirement	6,643.00	7,891.00	1,561.26	5,705.14	624.60
24330- 2100- 52111- 0000- 512001- 1218- 00000	EducRetirement		652.00		325.14	326.86
24330- 2100- 52112- 0000- 512001- 1214- 00000	ERARetireeHlth	742.00	954.00	182.10	665.40	106.50
24330- 2100- 52112- 0000- 512001- 1218- 00000	ERARetireeHlth		76.00		37.92	38.08
24330- 2100- 52210- 0000- 512001- 1214- 00000	FICA Payments	2,301.00	2,753.00	543.45	1,983.00	226.55
24330- 2100- 52210- 0000- 512001- 1218- 00000	FICA Payments		228.00		113.55	114.45
24330- 2100- 52220- 0000- 512001- 1214- 00000	MedicarePaymnts	538.00	644.00	127.05	463.65	53.30
24330- 2100- 52220- 0000- 512001- 1218- 00000	MedicarePaymnts		54.00		26.56	27.44
24330- 2100- 52311- 0000- 512001- 1214- 00000	Hth&MedPremiums	3,310.00	4,006.00	763.81	2,894.18	348.01
24330- 2100- 52311- 0000- 512001- 1218- 00000	Hth&MedPremiums		284.00		141.62	142.38
24330- 2100- 52312- 0000- 512001- 1214- 00000	Life	38.00	38.00	4.80	18.27	14.93
24330- 2100- 52312- 0000- 512001- 1218- 00000	Life				.92	.92-
Selection Grouped by Account Type, Filtered by User Permissions, (Org = 120, Online/Offline = N, Period = 11, UnPosted JEs? = N, Assets and Liabilities? = N, Restricted Accts? = Y, Obj Digits = 0, Page Break Lvl =)						SCHOOLABILITY

Balances through 05/31/2023						Fiscal Year 2022/23
Funds- Func- Obj ct - Pr gm- Locat n- JbCl - Opt nl	Description	Adopted Budget	Revised Budget	Encumbered	Expenditure	Account Balance
Funds 24330 - ESSER III, Func 2100 - SuppSvcsStudnts (continued)						
24330-2100-52313-0000-512001-1214-00000	Dental	80.00	96.00	18.35	69.60	8.05
24330-2100-52313-0000-512001-1218-00000	Dental		16.00		7.01	8.99
24330-2100-52314-0000-512001-1214-00000	Vision	35.00	43.00	8.05	30.50	4.45
24330-2100-52314-0000-512001-1218-00000	Vision		4.00		1.53	2.47
24330-2100-52500-0000-512001-1214-00000	UnemploymntComp	63.00	71.00	6.60	60.10	4.30
24330-2100-52710-0000-512001-1214-00000	WorkersCompPrem	506.00	506.00		506.00	
24330-2100-52720-0000-512001-1214-00000	WorkrsCompERFee	7.00	7.00	1.68	5.18	.14
Total for Func 2100 and Expense accounts		51,363.00	62,589.00	12,320.69	48,217.19	2,051.12
Funds 24330 - ESSER III, Func 2600 - Op&MaintofPlant						
24330-2600-54416-0000-512001-0000-00000	CommunicatnSvcs		998.00	29.56	469.34	499.10
24330-2600-56119-0000-512001-0000-00000	SupplAssets<\$5k	199,761.00	190,065.00			190,065.00
Total for Func 2600 and Expense accounts		199,761.00	191,063.00	29.56	469.34	190,564.10
Total for Funds 24330		371,587.00	388,118.00	28,824.30	115,979.73	243,313.97
Funds 24346 - IDEA-ARP, Func 1000 - Instruction						
24346-1000-51100-2000-512001-1412-00000	SalariesExpense,Teachers		12,193.00	6,666.70	2,666.68	2,859.62
24346-1000-52111-2000-512001-1412-00000	EducRetirement			1,143.30	457.32	1,600.62-
24346-1000-52112-2000-512001-1412-00000	ERARetireeHlth			133.30	53.32	186.62-
24346-1000-52210-2000-512001-1412-00000	FICA Payments			388.40	155.34	543.74-
24346-1000-52220-2000-512001-1412-00000	MedicarePaymnts			90.80	36.34	127.14-
24346-1000-52311-2000-512001-1412-00000	Hth&MedPremiums			886.40	354.56	1,240.96-
24346-1000-52312-2000-512001-1412-00000	Life			3.30	1.32	4.62-
24346-1000-52313-2000-512001-1412-00000	Dental			47.65	19.06	66.71-
24346-1000-52314-2000-512001-1412-00000	Vision			5.50	2.20	7.70-
24346-1000-52500-2000-512001-1412-00000	UnemploymntComp			4.51	8.80	13.31-
24346-1000-52720-2000-512001-1412-00000	WorkrsCompERFee			1.15		1.15-
Total for Funds 24346, Func 1000 and Expense accounts		.00	12,193.00	9,371.01	3,754.94	932.95-
Funds 26207 - CNM Foundation, Func 1000 - Instruction						
26207-1000-56118-1010-512001-0000-00000	GenSuppliesMats	574.00	574.00			574.00
Total for Funds 26207, Func 1000 and Expense accounts		574.00	574.00	.00	.00	574.00
Funds 27107 - 2012GOBondSB66, Func 1000 - Instruction						
27107-1000-56113-1010-512001-0000-00000	Software			3,444.00		3,444.00-
27107-1000-56119-1010-512001-0000-00000	SupplAssets<\$5k	6,317.00	6,317.00			6,317.00
Total for Funds 27107, Func 1000 and Expense accounts		6,317.00	6,317.00	3,444.00	.00	2,873.00
Funds 27407 - FII, Func 1000 - Instruction						

Selection Grouped by Account Type, Filtered by User Permissions, (Org = 120, Online/Offline = N, Period = 11, UnPosted JEs? = N, Assets and Liabilities? = N, Restricted Accts? = Y, Objct = 5, Obj Digits = 0, Page Break Lvl =)

Balances through 05/31/2023						Fiscal Year 2022/23
Funds- Func- Obj ct - Pr gm- Locat n- JbCl - Opt nl	Description	Adopted Budget	Revised Budget	Encumbered	Expenditure	Account Balance
Funds 27407 - FII, Func 1000 - Instruction						
27407- 1000- 51100- 1010- 512001- 1411- 00000	SalariesExpense,Teachers	50,310.00	50,310.00	10,481.25	39,828.75	
27407- 1000- 51100- 1010- 512001- 1711- 00000	SalariesExpense,InstAsst1	32,649.00	32,653.00	6,802.65	25,850.07	.28
27407- 1000- 52111- 1010- 512001- 1411- 00000	EducRetirement	8,469.00	8,629.00	1,797.55	6,830.69	.76
27407- 1000- 52111- 1010- 512001- 1711- 00000	EducRetirement	5,593.00	5,600.00	1,166.65	4,433.27	.08
27407- 1000- 52112- 1010- 512001- 1411- 00000	ERARetireeHlth	1,007.00	1,007.00	209.60	796.48	.92
27407- 1000- 52112- 1010- 512001- 1711- 00000	ERARetireeHlth	653.00	653.00	136.05	516.99	.04-
27407- 1000- 52210- 1010- 512001- 1411- 00000	FICA Payments	3,120.00	3,060.00	631.05	2,398.10	30.85
27407- 1000- 52210- 1010- 512001- 1711- 00000	FICA Payments	2,025.00	1,882.00	391.85	1,489.37	.78
27407- 1000- 52220- 1010- 512001- 1411- 00000	MedicarePaymnts	730.00	730.00	147.60	560.90	21.50
27407- 1000- 52220- 1010- 512001- 1711- 00000	MedicarePaymnts	474.00	474.00	91.65	348.35	34.00
27407- 1000- 52311- 1010- 512001- 1411- 00000	Hth&MedPremiums	3,174.00	3,174.00	658.55	2,498.40	17.05
27407- 1000- 52311- 1010- 512001- 1711- 00000	Hth&MedPremiums	5,406.00	5,406.00	1,126.25	4,267.15	12.60
27407- 1000- 52312- 1010- 512001- 1411- 00000	Life	44.00	44.00	5.15	19.57	19.28
27407- 1000- 52312- 1010- 512001- 1711- 00000	Life	53.00	53.00	6.10	23.18	23.72
27407- 1000- 52313- 1010- 512001- 1411- 00000	Dental	188.00	188.00	39.05	148.39	.56
27407- 1000- 52314- 1010- 512001- 1411- 00000	Vision	42.00	42.00	8.55	32.49	.96
27407- 1000- 52315- 1010- 512001- 1711- 00000	Disability	91.00	121.00	27.60	92.56	.84
27407- 1000- 52500- 1010- 512001- 1411- 00000	UnemploymntComp	75.00	75.00	3.67	69.20	2.13
27407- 1000- 52500- 1010- 512001- 1711- 00000	UnemploymntComp	88.00	90.00	22.45	67.35	.20
27407- 1000- 52710- 1010- 512001- 1411- 00000	WorkersCompPrem	686.00	686.00		686.00	
27407- 1000- 52710- 1010- 512001- 1711- 00000	WorkersCompPrem	446.00	446.00		446.00	
27407- 1000- 52720- 1010- 512001- 1411- 00000	WorkrsCompERFee	8.00	8.00	1.79	5.37	.84
27407- 1000- 52720- 1010- 512001- 1711- 00000	WorkrsCompERFee	9.00	9.00	2.13	6.39	.48
Total for Funds 27407, Func 1000 and Expense accounts		115,340.00	115,340.00	23,757.19	91,415.02	167.79
Funds 27414 - PedAutEquipment, Func 4000 - Capital Outlay						
27414- 4000- 56119- 0000- 512001- 0000- 00000	SupplAssets<\$5k		1,612.00			1,612.00
Total for Funds 27414, Func 4000 and Expense accounts		.00	1,612.00	.00	.00	1,612.00
Funds 27502 - Next Gen CTE, Func 1000 - Instruction						
27502- 1000- 51100- 1010- 512001- 1411- 00000	SalariesExpense,Teachers	3,565.00	3,565.00	742.65	2,822.07	.28
27502- 1000- 51300- 1010- 512001- 1411- 00000	AddtnlCompenstn,Teachers	1,780.00	1,780.00	141.59	283.34	1,355.07
27502- 1000- 52111- 1010- 512001- 1411- 00000	EducRetirement	918.00	918.00	151.62	532.54	233.84
27502- 1000- 52112- 1010- 512001- 1411- 00000	ERARetireeHlth	108.00	108.00	17.67	62.09	28.24
27502- 1000- 52210- 1010- 512001- 1411- 00000	FICA Payments	333.00	333.00	53.11	186.31	93.58
27502- 1000- 52220- 1010- 512001- 1411- 00000	MedicarePaymnts	78.00	78.00	12.42	43.52	22.06
27502- 1000- 52311- 1010- 512001- 1411- 00000	Hth&MedPremiums	424.00	424.00	62.30	228.69	133.01
Selection Grouped by Account Type, Filtered by User Permissions, (Org = 120, Online/Offline = N, Period = 11, UnPosted JEs? = N, Assets and Liabilities? = N, Restricted Accts? = Y, Objct = 5, Obj Digits = 0, Page Break Lvl =)						

Balances through 05/31/2023						Fiscal Year 2022/23
Funds- Func- Obj ct - Pr gm- Locat n- Jb Cl - Opt nl	Description	Adopted Budget	Revised Budget	Encumbered	Expenditure	Account Balance
Funds 27502 - Next Gen CTE, Func 1000 - Instruction (continued)						
27502- 1000- 52312- 1010- 512001- 1411- 00000	Life	5.00	5.00	.40	1.48	3.12
27502- 1000- 52313- 1010- 512001- 1411- 00000	Dental	11.00	11.00	1.50	5.49	4.01
27502- 1000- 52314- 1010- 512001- 1411- 00000	Vision	5.00	5.00	.65	2.40	1.95
27502- 1000- 52500- 1010- 512001- 1411- 00000	UnemploymntComp	8.00	8.00	.99	4.90	2.11
27502- 1000- 52710- 1010- 512001- 1411- 00000	WorkersCompPrem	49.00	49.00		49.00	
27502- 1000- 52720- 1010- 512001- 1411- 00000	WorkrsCompERFee	1.00	1.00	.14	.33	.53
Total for Funds 27502, Func 1000 and Expense accounts		7,285.00	7,285.00	1,185.04	4,222.16	1,877.80
Funds 28211 - Covid-19 Test., Func 2100 - SuppSvcsStudnts						
28211- 2100- 56118- 0000- 512001- 0000- 00000	GenSuppliesMats		18,078.00		3,517.56	14,560.44
Total for Func 2100 and Expense accounts		.00	18,078.00	.00	3,517.56	14,560.44
Funds 28211 - Covid-19 Test., Func 2600 - Op&MaintofPlant						
28211- 2600- 54311- 0000- 512001- 0000- 00000	MntRepFrnFixEqp				7,359.33	7,359.33
28211- 2600- 56118- 0000- 512001- 0000- 00000	GenSuppliesMats		55,000.00	43,100.00		11,900.00
Total for Func 2600 and Expense accounts		.00	55,000.00	43,100.00	7,359.33	4,540.67
Total for Funds 28211		.00	73,078.00	43,100.00	10,876.89	19,101.11
Funds 29102 - PrivDirGrntsCat, Func 1000 - Instruction						
29102- 1000- 56118- 1010- 512001- 0000- 00000	GenSuppliesMats	168.00	168.00			168.00
Total for Funds 29102, Func 1000 and Expense accounts		168.00	168.00	.00	.00	168.00
Funds 31200 - PubSchCapOutlay, Func 4000 - Capital Outlay						
31200- 4000- 54610- 0000- 512001- 0000- 00000	RentLandBldngs		26,168.00			26,168.00
31200- 4000- 54640- 0000- 512001- 0000- 00000	RentalLease2Pur		130,835.00	3,325.52	143,919.38	16,409.90
Total for Funds 31200, Func 4000 and Expense accounts		.00	157,003.00	3,325.52	143,919.38	9,758.10
Funds 31400 - SpcCapOutlaySt, Func 4000 - Capital Outlay						
31400- 4000- 53414- 0000- 512001- 0000- 00000	OthProfTechSvcs		77,167.00	4,274.37	72,892.33	.30
31400- 4000- 56119- 0000- 512001- 0000- 00000	SupplAssets<\$5k	210,151.00	196,927.00	8,720.09	5,790.06	182,416.85
31400- 4000- 57331- 0000- 512001- 0000- 00000	FixedAssets>\$5k		29,297.00	34.21	29,262.03	.76
Total for Funds 31400, Func 4000 and Expense accounts		210,151.00	303,391.00	13,028.67	107,944.42	182,417.91
Funds 31600 - CapImprvmtsHB33, Func 2300 - SupptSvcs-Admin						
31600- 2300- 53712- 0000- 512001- 0000- 00000	CityTaxCollCost	14,152.00	15,024.00		1,160.50	13,863.50
Total for Func 2300 and Expense accounts		14,152.00	15,024.00	.00	1,160.50	13,863.50
Funds 31600 - CapImprvmtsHB33, Func 4000 - Capital Outlay						
31600- 4000- 54640- 0000- 512001- 0000- 00000	RentalLease2Pur	929,295.00	986,510.00	2,835.34	806,473.22	177,201.44
Total for Func 4000 and Expense accounts		929,295.00	986,510.00	2,835.34	806,473.22	177,201.44
Total for Funds 31600		943,447.00	1,001,534.00	2,835.34	807,633.72	191,064.94

Selection Grouped by Account Type, Filtered by User Permissions, (Org = 120, Online/Offline = N, Period = 11, UnPosted JEs? = N, Assets and Liabilities? = N, Restricted Accts? = Y, Objct = 5, Obj Digits = 0, Page Break Lvl =)

Balances through 05/31/2023						Fiscal Year 2022/23
Funds- Func- Obj ct - Pr gm- Locat n- JbCl - Opt nl	Description	Adopted Budget	Revised Budget	Encumbered	Expenditure	Account Balance
Funds 31700 - CapImprvmtsSB-9, Func 4000 - Capital Outlay						
31700- 4000- 54315- 0000- 512001- 0000- 00000	MntRepBlgsGrdEq	6,059.00	6,059.00			6,059.00
Total for Funds 31700, Func 4000 and Expense accounts		6,059.00	6,059.00	.00	.00	6,059.00
Funds 31701 - CapImprvsSB9Loc, Func 2300 - SupptSvcs-Admin						
31701- 2300- 53712- 0000- 512001- 0000- 00000	CityTaxCollCost	8,853.00	9,305.00		586.90	8,718.10
Total for Func 2300 and Expense accounts		8,853.00	9,305.00	.00	586.90	8,718.10
Funds 31701 - CapImprvsSB9Loc, Func 4000 - Capital Outlay						
31701- 4000- 54640- 0000- 512001- 0000- 00000	RentalLease2Pur	581,553.00	605,619.00	12,916.47	29,489.28	563,213.25
31701- 4000- 57331- 0000- 512001- 0000- 00000	FixedAssets>\$5k		5,563.00	5,562.98		.02
Total for Func 4000 and Expense accounts		581,553.00	611,182.00	18,479.45	29,489.28	563,213.27
Total for Funds 31701		590,406.00	620,487.00	18,479.45	30,076.18	571,931.37
Funds 31703 - SB9StateMArch, Func 4000 - Capital Outlay						
31703- 4000- 56119- 0000- 512001- 0000- 00000	SupplAssets<\$5k		24,165.00			24,165.00
Total for Funds 31703, Func 4000 and Expense accounts		.00	24,165.00	.00	.00	24,165.00
Total for Org 120 - Cesar Chavez Community		6,384,178.00	7,043,638.00	691,630.14	3,906,188.33	2,445,819.53

Statement Date 05/31/2023

Cash Object 11011

Status Posted

Journal Entry #

Bank Statement Ending Balance	1,884,083.55	Service Charge	0.00
Less: Uncleared Payments	25,136.13	Interest Earned	0.00
Add: Uncleared Deposits	0.00		
Add: Uncleared Other	0.00	Cleared Payments	254,124.24
Adjusted Bank Balance	1,858,947.42	Cleared Deposits	274,453.17
System Cash Balance	1,858,947.42	Cleared Other	0.00
Add: Unposted Charges and Interest	0.00		
Revised System Cash Balance	1,858,947.42	Submitted By	JYAMAT, 06/09/2023
Difference	0.00	Posted By	EPEREZBM, 06/09/2023

Uncleared Payments

Issued	Check #	Check Amount	Pay To Name	Vendor ID	Emp ID	Bank Acct
06/29/22	13311	188.25	NM PED - Finance & Operations	001520		120MAIN
10/14/22	13460	10.00	Brown, Robin	010120		120MAIN
12/02/22	13545	650.55	Century Link	001355		120MAIN
02/10/23	13665	47.92	Amazon.com	001361		120MAIN
04/03/23	13751	967.90	Amazon Capital Services, Inc	001361		120MAIN
04/07/23	13769	5,250.05	Lockbox Services - #0138408 , Powerschool	010083		120MAIN
04/14/23	13781	2,059.29	Amazon Capital Services, Inc	001361		120MAIN
04/20/23	13792	1,337.70	Amazon Capital Services, Inc	001361		120MAIN
04/28/23	13809(*)		Johnson Controls Inc	010111		120MAIN
05/12/23	13834	401.38	Arness, Tani	000696		120MAIN
05/19/23	13853	162.78	Bowers, Amy	010106		120MAIN
05/19/23	13857	656.25	LSG and Associates Inc	010013		120MAIN
05/19/23	13861	15.00	Montoya, Monique	001596		120MAIN
05/19/23	13863	126.98	ServiceMaster Clean	010125		120MAIN
05/25/23	13867	44.00	Alton, Amanda	010192		120MAIN
05/25/23	13868	1,066.40	Amazon Capital Services, Inc	001361		120MAIN
05/25/23	13869	1,914.00	PCSNM	000496		120MAIN
05/25/23	13871	5,410.48	Amazon Capital Services, Inc	001361		120MAIN
05/25/23	13872	655.12	Arness, Tani	000696		120MAIN
05/25/23	13875	4,172.08	ServiceMaster Clean	010125		120MAIN
		25,136.13	(*) Cancelled Payments	7,359.33		

Cleared Payments

Issued	Check #	Check Amount	Cleared Amount	Difference	Cleared	Pay To Name	Vendor ID	Emp ID	Bank Acct
04/14/23	13782	2,693.75	2,693.75		05/31/23	DMH Law LLC	010169		120MAIN
04/25/23	13798	1,795.99	1,795.99		05/31/23	Amanda L. Alton		000194	120MAIN

Selection Grouped by Org, Cash Object, Statement Date - Sorted by Item date, Item #, (Org = 120, Cash Object IN ('11011'), Bank Statement Date = 5/31/2023, Uncleared Only? = No)



Statement Date 05/31/2023

Cash Object 11011

Status Posted

Journal Entry #

Cleared Payments (continued)

Issued	Check #	Check Amount	Cleared Amount	Difference	Cleared	Pay To Name	Vendor ID	Emp ID	Bank Acct
04/28/23	13801	1,163.13	1,163.13		05/31/23	ADT Commercial LLC	000534		120MAIN
04/28/23	13802	230.64	230.64		05/31/23	Amazon Capital Services, Inc	001361		120MAIN
04/28/23	13803	1,780.00	1,780.00		05/31/23	Barnett Aldon Ironworks, Inc	010188		120MAIN
04/28/23	13804	634.60	634.60		05/31/23	Century Link	001355		120MAIN
04/28/23	13805	285.92	285.92		05/31/23	Cooperative Educational Services	000327		120MAIN
04/28/23	13806	140.08	140.08		05/31/23	LaBarge Landscape	010003		120MAIN
04/28/23	13807	1,469.02	1,469.02		05/31/23	PNM	000528		120MAIN
04/28/23	13808	50.30	50.30		05/31/23	Everett, Nathan	001561		120MAIN
05/01/23	13902	94.60	94.60		05/31/23	New Mexico Taxation and Revenue Dep:	900013		120MAIN
05/01/23	13903	1,198.44	1,198.44		05/31/23	NM Dept of Workforce Solutions	900002		120MAIN
05/05/23	13810	11.13	11.13		05/31/23	ABCWUA	001289		120MAIN
05/05/23	13811	762.00	762.00		05/31/23	Follett Higher Edu. CNM Bookstore # 402 M/	000376		120MAIN
05/05/23	13812	1,589.34	1,589.34		05/31/23	Wells Fargo Financial Leasing	000647		120MAIN
05/05/23	13813	16,244.86	16,244.86		05/31/23	ACES	001522		120MAIN
05/05/23	13814	173.73	173.73		05/31/23	Amazon Capital Services, Inc	001361		120MAIN
05/05/23	13815	1,179.42	1,179.42		05/31/23	Cooperative Educational Services	000327		120MAIN
05/05/23	13816	3,556.45	3,556.45		05/31/23	Dry Fly Enterprises, Inc	010170		120MAIN
05/05/23	13817	131.47	131.47		05/31/23	EM3 Networks, LLC	010028		120MAIN
05/05/23	13818	25.56	25.56		05/31/23	Jones School Supply Co., Inc	010021		120MAIN
05/05/23	13819	648.07	648.07		05/31/23	ServiceMaster Clean	010125		120MAIN
05/05/23	13820	413.88	413.88		05/31/23	Sierra Fire Protection	010191		120MAIN
05/05/23	13821	50.00	50.00		05/31/23	TSA Consulting Group, Inc.	001363		120MAIN
05/05/23	13822	145.74	145.74		05/31/23	Verizon Wireless	000658		120MAIN
05/08/23	13901	3,524.40	3,524.40		05/31/23	NM RHC	900006		120MAIN
05/08/23	13904	18,371.84	18,371.84		05/31/23	NMPSIA	900001		120MAIN
05/10/23	13826	13,239.71	13,239.71		05/31/23	EFTPS	900004		120MAIN
05/10/23	Batch 05/10/2023	40,189.12	40,189.12		05/31/23				120MAIN
05/12/23	13827	330.78	330.78		05/31/23	ABCWUA	001289		120MAIN
05/12/23	13828	917.50	917.50		05/31/23	ACR LLC	001267		120MAIN
05/12/23	13829	487.50	487.50		05/31/23	ACT, Inc.	000807		120MAIN
05/12/23	13830	2,273.60	2,273.60		05/31/23	AJF Enterprise Inc	010154		120MAIN
05/12/23	13831	44.01	44.01		05/31/23	Albuquerque Publishing Co	000259		120MAIN
05/12/23	13832	342.59	342.59		05/31/23	Allegro Marketing Inc	010187		120MAIN
05/12/23	13833	114.86	114.86		05/31/23	Amazon Capital Services, Inc	001361		120MAIN
05/12/23	13835	19,077.33	19,077.33		05/31/23	CCCS Education Foundation	001285		120MAIN

Selection Grouped by Org, Cash Object, Statement Date - Sorted by Item date, Item #, (Org = 120, Cash Object IN ('11011'), Bank Statement Date = 5/31/2023, Uncleared Only? = No)



Statement Date 05/31/2023

Cash Object 11011

Status Posted

Journal Entry #

Cleared Payments (continued)

Issued	Check #	Check Amount	Cleared Amount	Difference	Cleared	Pay To Name	Vendor ID	Emp ID	Bank Acct
05/12/23	13836	2,413.60	2,413.60		05/31/23	Charter School Nursing	000847		120MAIN
05/12/23	13837	2,693.75	2,693.75		05/31/23	DMH Law LLC	010169		120MAIN
05/12/23	13838	212.16	212.16		05/31/23	Dry Fly Enterprises, Inc	010170		120MAIN
05/12/23	13839	27.55	27.55		05/31/23	Herff Jones LLC	000403		120MAIN
05/12/23	13840	3,760.00	3,760.00		05/31/23	Inian Pueblo Marketing Inc	010185		120MAIN
05/12/23	13841	568.00	568.00		05/31/23	Knox Associates Inc	010190		120MAIN
05/12/23	13842	1,398.89	1,398.89		05/31/23	GEB, Inc	010182		120MAIN
05/12/23	13843	53.17	53.17		05/31/23	Kroger Smiths Customer Char	000968		120MAIN
05/12/23	13844	233.80	233.80		05/31/23	Twisters	001445		120MAIN
05/15/23	13846	200.00	200.00		05/31/23	EPARS TSA Consulting Group Inc	901000		120MAIN
05/15/23	13847	200.00	200.00		05/31/23	EPARS TSA Consulting Group Inc	901000		120MAIN
05/16/23	13900	32,718.35	32,718.35		05/31/23	NM Educational RetirementBoard	900005		120MAIN
05/17/23	13848	7,359.33	7,359.33		05/31/23	Johnson Controls Inc	010111		120MAIN
05/18/23	13849	445.23	445.23		05/31/23	Cuara-Martinez, Karina S	000936		120MAIN
05/19/23	13850	19.11	19.11		05/31/23	ABCWUA	001289		120MAIN
05/19/23	13851	458.75	458.75		05/31/23	ACR LLC	001267		120MAIN
05/19/23	13852	3,116.62	3,116.62		05/31/23	AJF Enterprise Inc	010154		120MAIN
05/19/23	13854	1,522.52	1,522.52		05/31/23	Cooperative Educational Services	000327		120MAIN
05/19/23	13855	2,095.68	2,095.68		05/31/23	John G. Little	010129		120MAIN
05/19/23	13856	565.69	565.69		05/31/23	LaBarge Landscape	010003		120MAIN
05/19/23	13858	126.07	126.07		05/31/23	Catholic Community Services.	010180		120MAIN
05/19/23	13859	102.41	102.41		05/31/23	Century Link	001355		120MAIN
05/19/23	13860	116.15	116.15		05/31/23	Century Link	001355		120MAIN
05/19/23	13862	105.96	105.96		05/31/23	New Mexico Gas Company	001288		120MAIN
05/22/23	13864	3,441.62	3,441.62		05/31/23	NM Taxation/Revenue Department	900003		120MAIN
05/24/23	13866	375.00	375.00		05/31/23	Jazmin Lopez Ontiveros	010193		120MAIN
05/25/23	13865	13,239.55	13,239.55		05/31/23	EFTPS	900004		120MAIN
05/25/23	13870	40.03	40.03		05/31/23	Verizon Wireless	000658		120MAIN
05/25/23	13873	254.80	254.80		05/31/23	Herff Jones LLC	000403		120MAIN
05/25/23	13874	585.19	585.19		05/31/23	Sam's Club & Wal-mart	000935		120MAIN
05/25/23	13876	105.56	105.56		05/31/23	Verizon Wireless	000658		120MAIN
05/25/23	Batch 05/25/2023	40,188.34	40,188.34		05/31/23				120MAIN
		254,124.24	254,124.24			(* Canceled Payments	7,359.33		

Cleared Deposits

Deposited	Deposit #	Deposit Amount	Cleared Amount	Difference	Cleared	Bank Acct
-----------	-----------	----------------	----------------	------------	---------	-----------

Selection Grouped by Org, Cash Object, Statement Date - Sorted by Item date, Item #, (Org = 120, Cash Object IN ('11011'), Bank Statement Date = 5/31/2023, Uncleared Only? = No)



Statement Date 05/31/2023

Cash Object 11011

Status Posted

Journal Entry #

Cleared Deposits (continued)

Deposited	Deposit #	Deposit Amount	Cleared Amount	Difference	Cleared	Bank Acct
05/03/23	Batch 05/03/2023	3,752.02	3,752.02		05/31/23	120MAIN
05/10/23	Batch 05/10/2023	213,549.36	213,549.36		05/31/23	120MAIN
05/11/23	Batch 05/11/2023	39,250.75	39,250.75		05/31/23	120MAIN
05/17/23	Batch 05/17/2023	812.71	812.71		05/31/23	120MAIN
05/18/23	Batch 05/18/2023	106.47	106.47		05/31/23	120MAIN
05/22/23	Batch 05/22/2023	15,773.50	15,773.50		05/31/23	120MAIN
05/30/23	Batch 05/30/2023	1,208.36	1,208.36		05/31/23	120MAIN
		274,453.17	274,453.17			

Analyzed Business Checking - PF

Account number: 2004444978 ■ May 1, 2023 - May 31, 2023 ■ Page 1 of 3

Page 51 of 53

WELLS
FARGO

CEASAR CHAVEZ COMMUNITY SCHOOL
OPERATING ACCOUNT
1325 PALOMAS DR SE
ALBUQUERQUE NM 87108-4718

Questions?

Call your Customer Service Officer or Client Services
1-800-AT WELLS (1-800-289-3557)
5:00 AM TO 6:00 PM Pacific Time Monday - Friday

Online: [wellsfargo.com](https://www.wellsfargo.com)

Write: Wells Fargo Bank, N.A. (585)
P.O. Box 6995
Portland, OR 97228-6995

Account summary

Analyzed Business Checking - PF

Account number	Beginning balance	Total credits	Total debits	Ending balance
2004444978	\$1,863,754.62	\$281,163.85	-\$260,834.92	\$1,884,083.55

Credits

Deposits

Effective date	Posted date	Amount	Transaction detail
05/26	05/30	233.80	Reversal of Check Posted 5-26-23 Reposted 5-30-23 as Serial 0000013844 Our Ref: 5-26-23 00000000
05/30	05/31	6,476.88	Reversal of Check Posted 5-30-23 Refer to Maker Our Ref: 5-30-23 00000000
		\$6,710.68	Total deposits

Electronic deposits/bank credits

Effective date	Posted date	Amount	Transaction detail
	05/03	3,752.02	State of NEW Mex Vndr Pymt Nmap0001666491 512-000-2223-24106-0004 24106 Entitlement Idea-B
	05/10	213,549.36	State of NEW Mex Vndr Pymt Nmap0001671754 11000 Seg May 2023 11000 Seg May 2023
	05/11	39,250.75	State of NEW Mex Vndr Pymt Nmap0001673160 23-00004 23-00004
	05/17	208.61	Sandoval County ACH Paymen 1019921 April 2023 Distribution Hb-33
	05/17	604.10	State of NEW Mex Vndr Pymt Nmap0001677522 512-000-2223-24174-0002 24174 Carl D Perkins Seco
	05/18	106.47	Sandoval County ACH Paymen 1022230 April 2023 Distribution Sb-9
	05/22	15,773.50	Bernalillo Count Distr_Pymt Cesar Chavez Community
	05/30	1,208.36	State of NEW Mex Vndr Pymt Nmap0001685376 512-000-2223-27502-0003 27502 Career Technical Ed
		\$274,453.17	Total electronic deposits/bank credits
		\$281,163.85	Total credits



Debits

Electronic debits/bank debits

<i>Effective date</i>	<i>Posted date</i>	<i>Amount</i>	<i>Transaction detail</i>
05/01		94.60	< Business to Business ACH Debit - Tax_Rev_Wkc_Ecks Trd Pmnt 230428 20552832 Cesar Chavez Community
05/01		1,198.44	< Business to Business ACH Debit - State of NM Dws Ui Payment 2319649 Cesar Chavez Community
05/02		1,469.02	PNM Web_Pay May 23 11493437050123 Cesar Chavez Community
05/08		3,524.40	WT Seq456011 State of NEW Mexico, NE /Bnf=State of NEW Mexico, NEW Mexico Retiree Hea Srf# Gw00000058312613 Trn#230508456011 Rfb# 543
05/08		18,371.84	WT Seq456054 State of NEW Mexico, Pu /Bnf=State of NEW Mexico, Public Schools Insuran Srf# Gw00000058313070 Trn#230508456054 Rfb# 544
05/09		40,189.12	ACH Prep Origintn - Cesar Chavez Com - File 1200948759 Coid 1200948759
05/09		11.13	< Business to Business ACH Debit - Abcwua Water Aut Web Pay 230508 1578579560 Cesar Chavez Charter S
05/09		1,589.34	< Business to Business ACH Debit - Wells Fargo Bank Loan Lease 230508 000000013207040 Cesar Chavez Community
05/10		131.47	Em3Networksllc Webpayment 230509 School
05/10		13,239.71	< Business to Business ACH Debit - IRS Usatapytmt 051023 270353032464131 Cesar Chavez Community
05/12		145.74	Achma Visb Bill Pymnt 230511 9786757 Ceasar Chavez Communit
05/15		200.00	WT Seq455336 U.S. Omni & Tsacg Compl /Bnf=U.S. Omni & Tsacg Compliance Services, Inc. Srf# Gw00000058458686 Trn#230515455336 Rfb# 547
05/15		200.00	WT Seq455292 U.S. Omni & Tsacg Compl /Bnf=U.S. Omni & Tsacg Compliance Services, Inc. Srf# Gw00000058458541 Trn#230515455292 Rfb# 546
05/15		19,077.33	WT Fed#03072 Bokf NA /Ftr/Bnf=Cesar Chavez Comm. Sch. Ed. Found. Srf# Gw00000058450086 Trn#230515137807 Rfb# 545
05/16		330.78	Abcwua Water Aut Web Pay 230515 5154939560 Cesar Chavez Charter S
05/16		32,718.35	< Business to Business ACH Debit - Nmerb Web Pay 230515 02336 Cesar Chavez Community
05/23		19.11	< Business to Business ACH Debit - Abcwua Water Aut Web Pay 230522 5054939560 Cesar Chavez Community
05/24		40,188.34	ACH Prep Origintn - Cesar Chavez Com - File 1200948759 Coid 1200948759
05/24		102.41	< Business to Business ACH Debit - Centurylink Auto Pay 14625242964 x
05/24		105.96	NM Gas Company Nmgas Web 155825500568066 Cesar Chavez Communi
05/24		116.15	< Business to Business ACH Debit - Centurylink Auto Pay 14625243035 x
05/24		3,441.62	< Business to Business ACH Debit - Tax_Rev_Wwt_Ecks Trd Pmnt 230522 1018748032 Cesar Chavez Community
05/25		13,239.55	< Business to Business ACH Debit - IRS Usatapytmt 052523 270354553271928 Cesar Chavez Community
05/30		40.03	Achma Visb Bill Pymnt 230527 3997036 Ceasar Chavez Communit
05/30		105.56	Achma Visb Bill Pymnt 230527 3997037 Ceasar Chavez Communit
05/30		158.56	< Business to Business ACH Debit - Sams Club Syncb Sams Epay 052623 2422090148 6046002049473324
05/30		426.63	< Business to Business ACH Debit - Sams Club Syncb Sams Epay 052723 2423037104 6046002049473324
		\$190,435.19	Total electronic debits/bank debits

< Business to Business ACH: If this is a business account, this transaction has a return time frame of one business day from post date. This time frame does not apply to consumer accounts.



Checks paid

<i>Number</i>	<i>Amount</i>	<i>Date</i>	<i>Number</i>	<i>Amount</i>	<i>Date</i>	<i>Number</i>	<i>Amount</i>	<i>Date</i>
13782	2,693.75	05/01	13821	50.00	05/12	13848*	7,359.33	05/23
13798*	1,795.99	05/03	13828*	917.50	05/30	13849	445.23	05/22
13801*	1,163.13	05/05	13829	487.50	05/23	13851*	458.75	05/30
13803*	1,780.00	05/02	13830	2,273.60	05/18	13852	3,116.62	05/26
13804	634.60	05/08	13831	44.01	05/19	13854*	1,522.52	05/25
13805	285.92	05/05	13832	342.59	05/19	13855	2,095.68	05/26
13806	140.08	05/10	13836*	2,413.60	05/18	13856	565.69	05/30
13808*	50.30	05/03	13837	2,693.75	05/17	13858*	126.07	05/30
13811*	762.00	05/15	13838	212.16	05/17	13866*	375.00	05/26
13813*	16,244.86	05/12	13839	27.55	05/22	13873*	254.80	05/31
13815*	1,179.42	05/10	13840	3,760.00	05/19	138444*	233.80	05/26
13816	3,556.45	05/09	13841	568.00	05/18	99002576*	230.64	05/01
13818*	25.56	05/11	13842	1,398.89	05/18	99161287*	6,476.88	05/30
13819	648.07	05/15	13843	53.17	05/22	99898911*	173.73	05/08
13820	413.88	05/16	13844	233.80	05/30	99951336*	114.86	05/15
			\$70,399.73	Total checks paid				

* Gap in check sequence.

\$260,834.92 Total debits

Daily ledger balance summary

<i>Date</i>	<i>Balance</i>	<i>Date</i>	<i>Balance</i>	<i>Date</i>	<i>Balance</i>
04/30	1,863,754.62	05/11	2,026,778.11	05/22	1,958,332.37
05/01	1,859,537.19	05/12	2,010,337.51	05/23	1,950,466.43
05/02	1,856,288.17	05/15	1,989,335.25	05/24	1,906,511.95
05/03	1,858,193.90	05/16	1,955,872.24	05/25	1,891,749.88
05/05	1,856,744.85	05/17	1,953,779.04	05/26	1,885,928.78
05/08	1,834,040.28	05/18	1,947,231.42	05/30	1,877,861.47
05/09	1,788,694.24	05/19	1,943,084.82	05/31	1,884,083.55
05/10	1,987,552.92				
Average daily ledger balance		\$1,915,006.31			