

**Cesar Chavez Community School  
Financial Update  
February 27, 2024**

**A. BARs**

	<u>BAR #</u>	<u>Fund Description</u>	<u>Reason/Type</u>	<u>Amount</u>
<u>1</u>	2324-0024-I	31703 - SB-9 State Match Cash	To budget for FY24 special appropriation	\$ 15,496.00
<u>2</u>	2324-0025-I	24154 - Title II	To budget for FY24 final allocation	\$ 12,807.00
<u>3</u>	2324-0026-IB	21100 - Universal Free Meals	To budget for FY24 allocation	\$ 37.00
<u>4</u>	2324-0027-I	24189 - Title IV SSAE	To budget for FY24 carryover	\$ 206.00

**B. Payroll & Accounts Payable Payment Vouchers**

1 January 2024

**C. Financial Statement Reports - as of June 30, 2023**

1 Financial Analysis  
2 Bank Reconciliations

**D. Other**

Must submit backup for all BARs, except transfers of funds for SEG or direct grants

**STATE OF NEW MEXICO**  
**PUBLIC EDUCATION DEPARTMENT**  
**300 Don Gaspar Santa Fe, NM 87501-2786**  
**Budget Adjustment Request**

Doc. ID: 512-000-2324-0024-I

Fund Type: Flowthrough

Adjustment Type: Increase

Fiscal Year: 2023-2024

Entity Name: Cesar Chavez Community School

Adjustment Changes Intent/Scope of Program Yes or No?: No

Contact: Rebekah Runyan, Business Manager

Total Approved Budget (Flowthrough):

Phone: 505-452-7481

Email: rebekah@k12accounting.com

<b>FLOWTHROUGH ONLY</b>	
Budget Period: 07/01/2023	To: 06/30/2024
A. Approved Carryover:	
B. Total Current Year Allocation:	
D. Total Funding Available:	

Revenue 31703.0000.43202 \$15,496

Fund	Function	Object	Program	Location	Job Class	Present Budget	Adj Amt Exp	Adj Budget	ADD'L FTE
31703 SB-9 State Match Cash	4000 Capital Outlay	56119 Supply Assets (\$5,000 or less).	0000 No Program	512001 Cesar Chavez Community School-Admin Office	0000 No Job Class		\$15,496	\$15,496	
						Sub Total	\$15,496		
						<b>Indirect Cost</b>			
						<b>DOC. TOTAL</b>	\$15,496		

**Justification:**

Special Appropriation

Compliance with Sections 10-15-1 and 22-8-12, NMSA, 1978 Compilation:

A. The requested budget/changes were authorized at a scheduled Board of Education or Governance Council meeting open to the public on:

B. Justification for the transfer: Explanation such as "underbudgeted", "insufficient budget", or "needed to close out Project" ARE NOT ACCEPTABLE. Attach additional sheets if necessary.

ALL TRANSFER BARS MUST NET OUT TO ZERO ON THE DOC. TOTAL LINE.

<b>Approvals by Digital Signature</b>		
<u>Name</u>	<u>Role</u>	<u>Date</u>
Rebekah Runyan	Business Manager	1/30/2024 5:38:26 PM
Tani Arness	Superintendent	1/31/2024 1:48:13 PM

Must submit backup for all BARs,  
except transfers of funds for SEG or  
direct grants

**STATE OF NEW MEXICO**  
**PUBLIC EDUCATION DEPARTMENT**  
300 Don Gaspar Santa Fe, NM 87501-2786  
**Budget Adjustment Request**

Doc. ID: 512-000-2324-0025-1

Fund Type: Flowthrough

Adjustment Type: Increase

Fiscal Year: 2023-2024

Entity Name: Cesar Chavez Community School

Adjustment Changes Intent/Scope of Program Yes or No?: No

Contact: Rebekah Runyan, Business Manager

Total Approved Budget (Flowthrough):

Phone: 505-452-7481

Email: rebekah@k12accounting.com

<b>FLOWTHROUGH ONLY</b>	Budget Period: 07/01/2023	To: 06/30/2024
A. Approved Carryover:		
B. Total Current Year Allocation:		
D. Total Funding Available:		

Revenue 24154.0000.44500      \$12,807

Fund	Function	Object	Program	Location	Job Class	Present Budget	Adj Amt Exp	Adj Budget	ADD'L FTE
24154	2200 Support Services-Instruction	53330 Professional Development	0000 No Program	512001 Cesar Chavez Community School-Admin Office	0000 No Job Class	\$6,225	\$12,807	\$19,032	
Sub Total							\$12,807		
Indirect Cost									
<b>DOC. TOTAL</b>							<b>\$12,807</b>		

**Justification:**

To budget FY24 final allocation

Compliance with Sections 10-15-1 and 22-8-12, NMSA, 1978 Compilation:

A. The requested budget/changes were authorized at a scheduled Board of Education or Governance Council meeting open to the public on:

B. Justification for the transfer: Explanation such as "underbudgeted", "insufficient budget", or "needed to close out Project" ARE NOT ACCEPTABLE. Attach additional sheets if necessary.

ALL TRANSFER BARS MUST NET OUT TO ZERO ON THE DOC. TOTAL LINE.

Must submit backup for all BARs, except transfers of funds for SEG or direct grants

**STATE OF NEW MEXICO**  
**PUBLIC EDUCATION DEPARTMENT**  
 300 Don Gaspar Santa Fe, NM 87501-2786  
**Budget Adjustment Request**

Page 4 of 56  
 Doc. ID: 512-000-2324-0026-IB  
 Fund Type: General Fund / Capital Outlay / Debt Service  
 Adjustment Type: Initial Budget

Fiscal Year: 2023-2024

Entity Name: Cesar Chavez Community School  
 Contact: Rebekah Runyan, Business Manager  
 Phone: 505-452-7481  
 Email: rebekah@k12accounting.com

Adjustment Changes Intent/Scope of Program Yes or No?: No  
 Total Approved Budget (Flowthrough):

<b>FLOWTHROUGH ONLY</b>	
Budget Period: 2023-07-01	To: 2024-06-30
A. Approved Carryover:	
B. Total Current Year Allocation:	
D. Total Funding Available:	

Revenue 21100.0000.43203 \$37

Fund	Function	Object	Program	Location	Job Class	Present Budget	Adj Amt Exp	Adj Budget	ADD'L FTE
21100 Universal Free Lunch (State funded)	3100 Food Services Operations	56116 Food	0000 No Program	512001 Cesar Chavez Community School-Admin Office	0000 No Job Class		\$37	\$37	
						Sub Total	\$37		
						Indirect Cost			
						<b>DOC. TOTAL</b>	\$37		

**Justification:**

To budget FY24 allocation

Compliance with Sections 10-15-1 and 22-8-12, NMSA, 1978 Compilation:

A. The requested budget/changes were authorized at a scheduled Board of Education or Governance Council meeting open to the public on:

B. Justification for the transfer: Explanation such as "underbudgeted", "insufficient budget", or "needed to close out Project" ARE NOT ACCEPTABLE. Attach additional sheets if necessary.

ALL TRANSFER BARS MUST NET OUT TO ZERO ON THE DOC. TOTAL LINE.

Must submit backup for all BARs,  
except transfers of funds for SEG or  
direct grants

**STATE OF NEW MEXICO**  
**PUBLIC EDUCATION DEPARTMENT**  
300 Don Gaspar Santa Fe, NM 87501-2786  
**Budget Adjustment Request**

Page 5 of 56  
Doc. ID: 512-000-2324-0027-I  
Fund Type: Flowthrough  
Adjustment Type: Increase

Fiscal Year: 2023-2024

Entity Name: Cesar Chavez Community School

Adjustment Changes Intent/Scope of Program Yes or No?: No

Contact: Rebekah Runyan, Business Manager

Total Approved Budget (Flowthrough):

Phone: 505-452-7481

Email: rebekah@k12accounting.com

<b>FLOWTHROUGH ONLY</b>	Budget Period: 07/01/2023	To: 06/30/2024
A. Approved Carryover:		
B. Total Current Year Allocation:		
D. Total Funding Available:		

Revenue 24189.0000.44500      \$206

Fund	Function	Object	Program	Location	Job Class	Present Budget	Adj Amt Exp	Adj Budget	ADD'L FTE
24189	2100 Support Services-Students	51100 Salaries Expense	0000 No Program	512001 Cesar Chavez Community School-Admin Office	1214 Guidance Counselors/Social Workers	\$7,200	\$206	\$7,406	
Sub Total							\$206		
Indirect Cost									
<b>DOC. TOTAL</b>							\$206		

**Justification:**

To budget FY24 carryover

Compliance with Sections 10-15-1 and 22-8-12, NMSA, 1978 Compilation:

A. The requested budget/changes were authorized at a scheduled Board of Education or Governance Council meeting open to the public on:

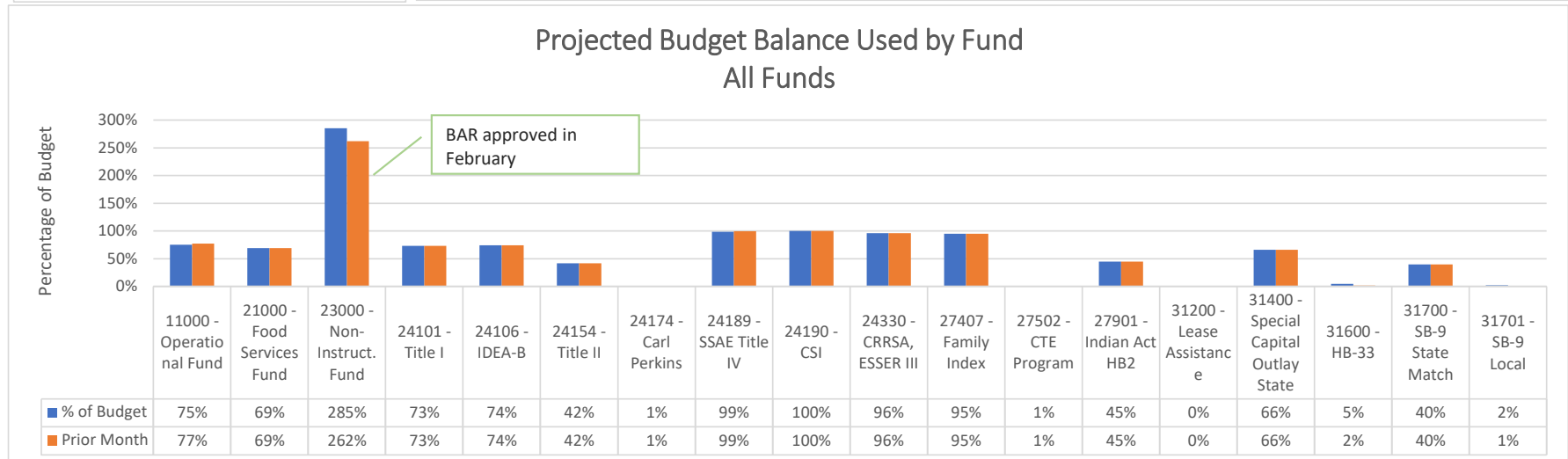
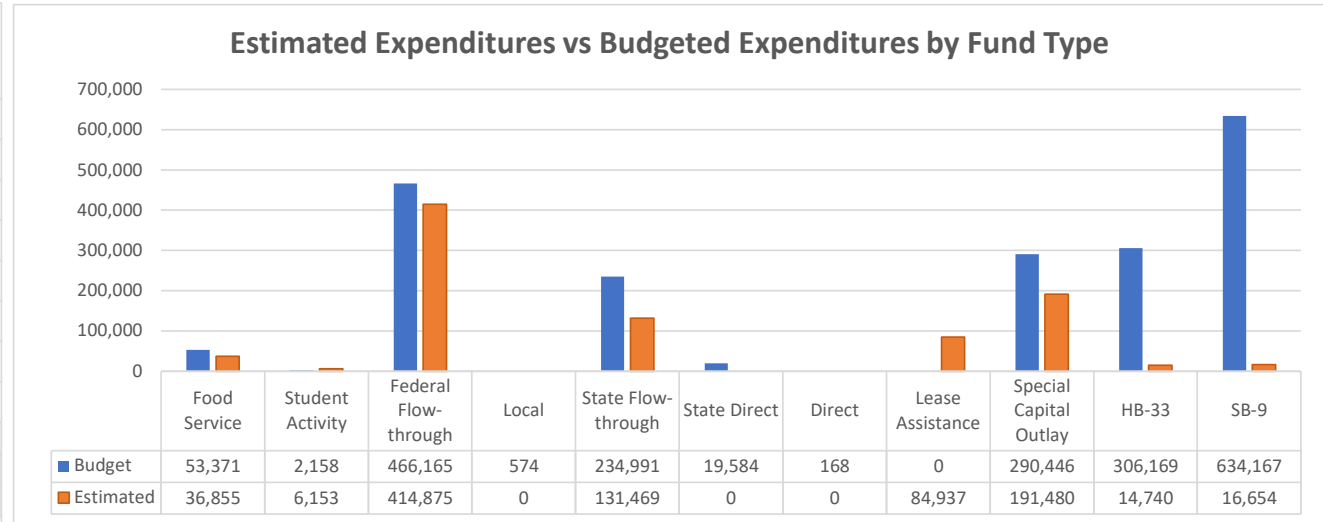
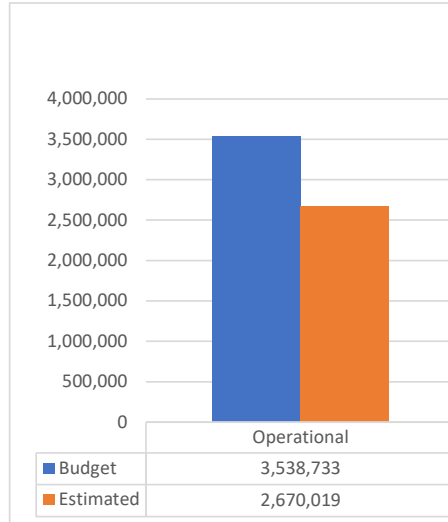
B. Justification for the transfer: Explanation such as "underbudgeted", "insufficient budget", or "needed to close out Project" ARE NOT ACCEPTABLE. Attach additional sheets if necessary.

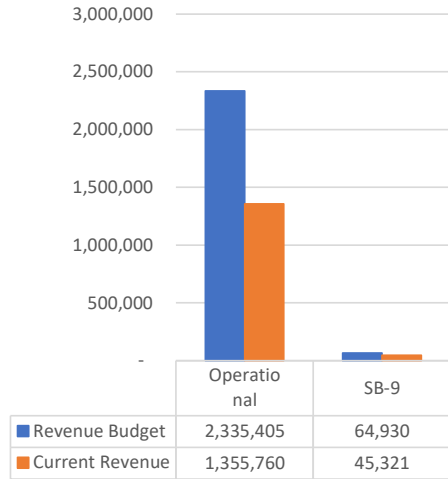
ALL TRANSFER BARS MUST NET OUT TO ZERO ON THE DOC. TOTAL LINE.

# Cesar Chavez Community School

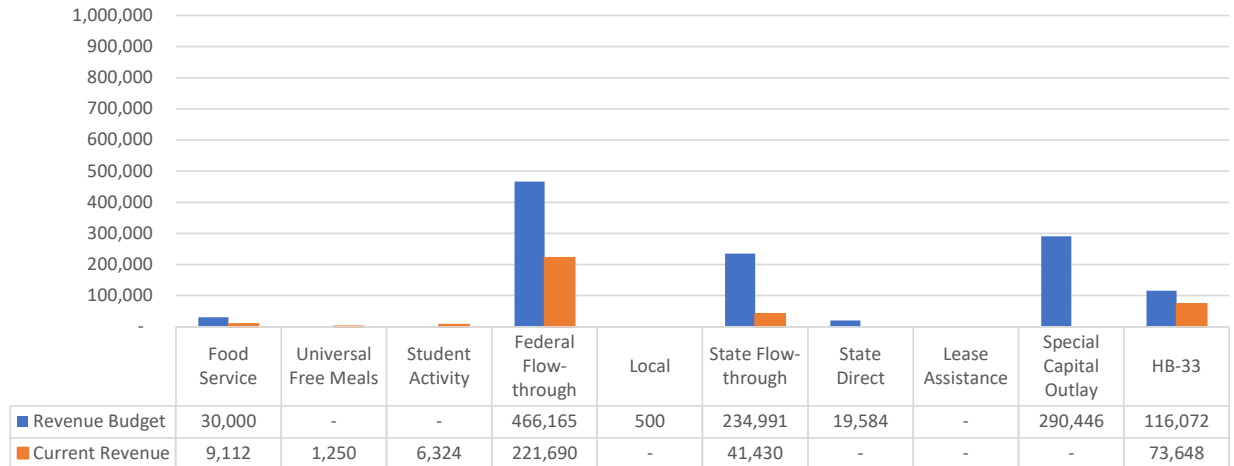
## Expenditure Analytical Review

January 31, 2024

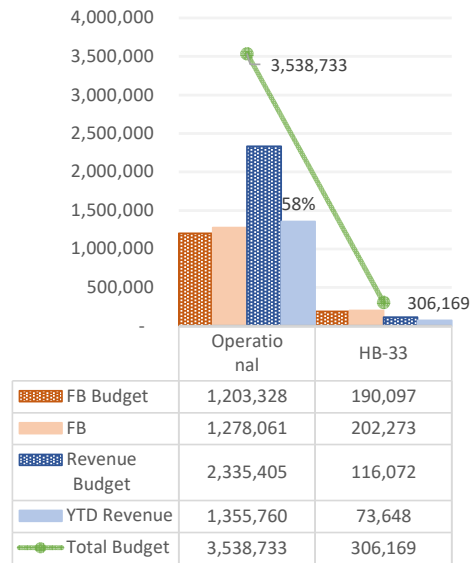




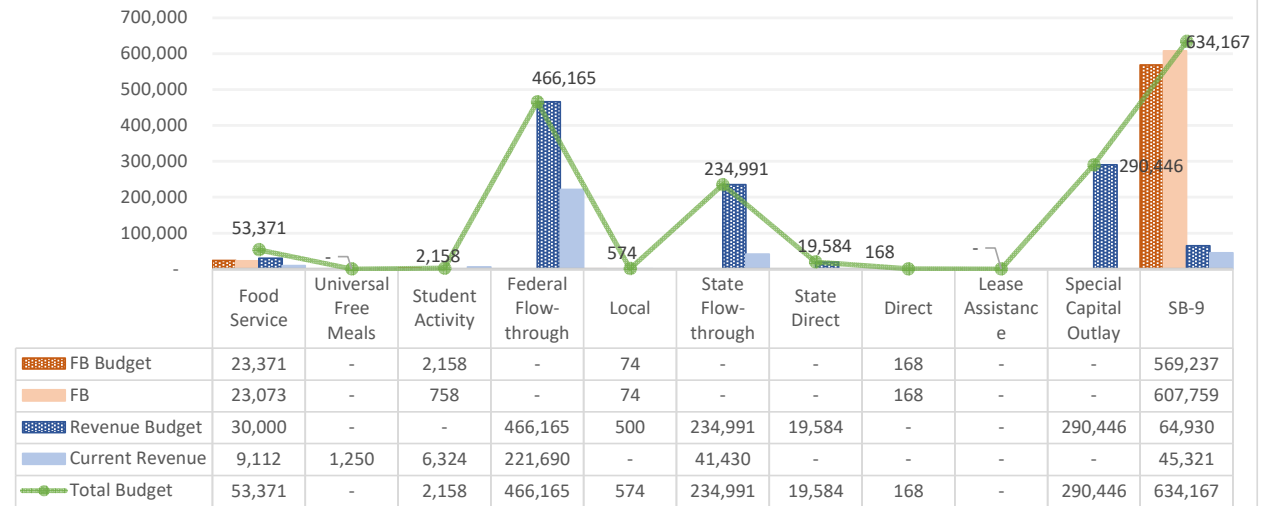
### Current Year Revenue vs. Budgeted Revenue



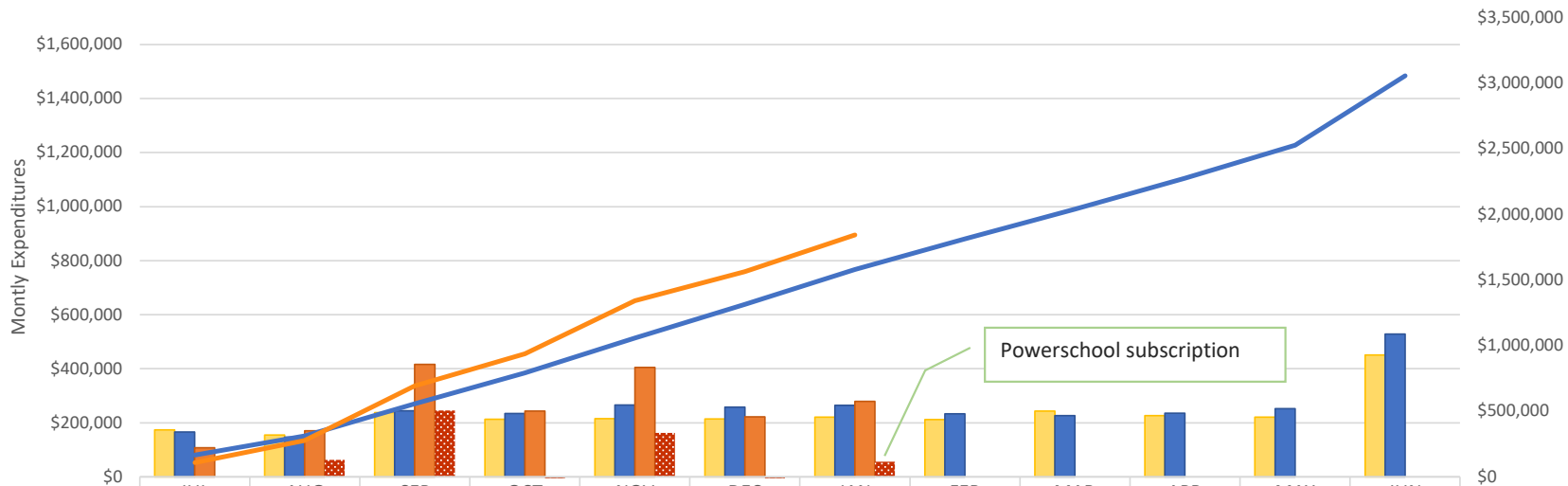
### (Operational & HB-33 Fund Only)



### Current Year Revenue vs. Budgeted Revenue & Beg Fund Balance vs. Budgeted Fund Balance



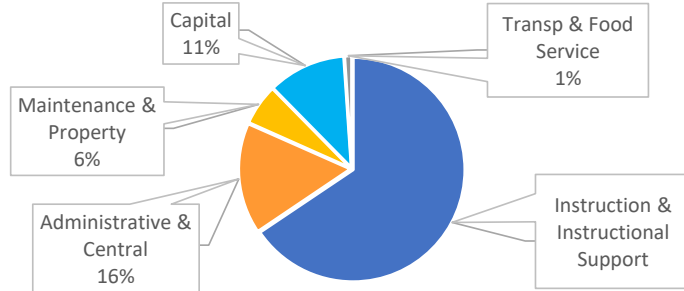
### Yearly Expenditure Comparison by Month - All Funds



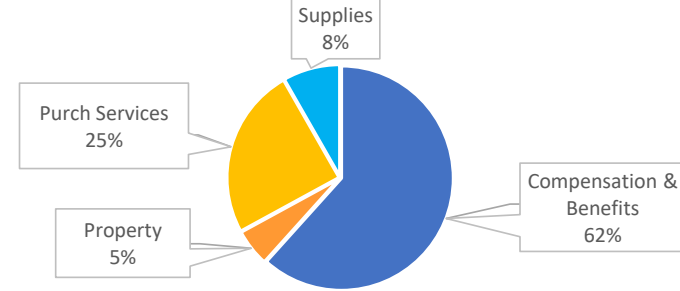
	JUL	AUG	SEP	OCT	NOV	DEC	JAN	FEB	MAR	APR	MAY	JUN
2021/2022	\$174,250	\$154,657	\$237,922	\$213,328	\$215,427	\$214,021	\$221,286	\$211,638	\$243,855	\$226,061	\$220,439	\$450,564
2022/2023	\$165,606	\$147,177	\$244,041	\$234,270	\$266,280	\$257,813	\$264,238	\$233,357	\$226,361	\$235,038	\$252,009	\$527,974
2023/2024	\$107,183	\$170,231	\$416,303	\$242,851	\$405,026	\$222,599	\$278,938					
Monthly Change	\$0	\$63,048	\$246,071	-\$173,452	\$162,176	-\$182,428	\$56,339					
YTD PY	\$165,606	\$312,783	\$556,823	\$791,093	\$1,057,373	\$1,315,186	\$1,579,424	\$1,812,781	\$2,039,142	\$2,274,179	\$2,526,188	\$3,054,162
YTD	\$107,183	\$277,415	\$693,718	\$936,569	\$1,341,595	\$1,564,194	\$1,843,132					



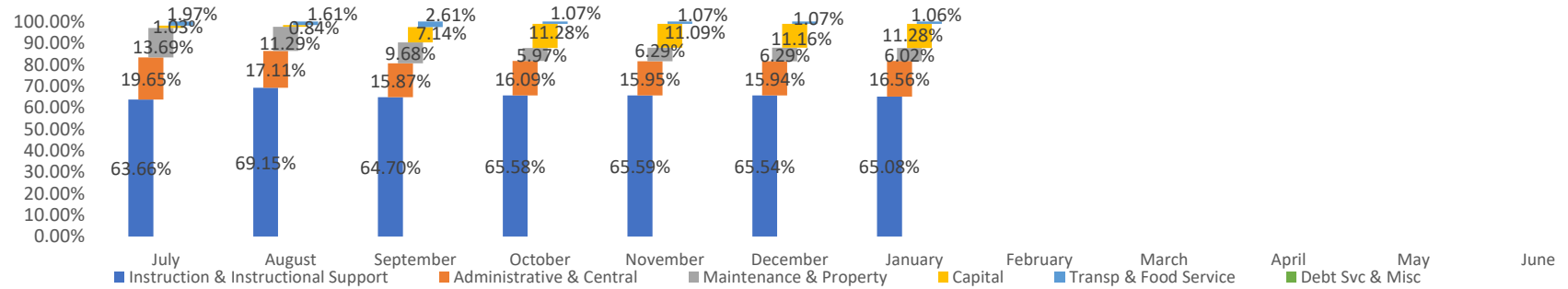
Estimated Expenditures by Function - All Funds



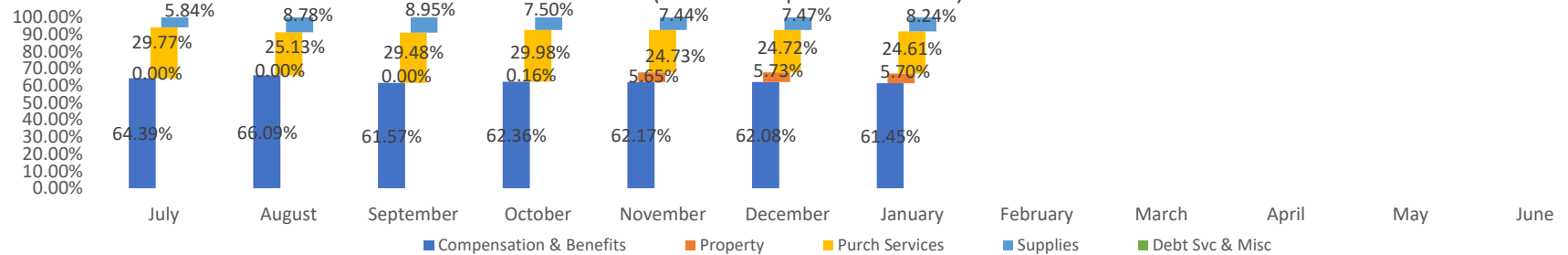
Estimated Expenditures by Object - All Funds



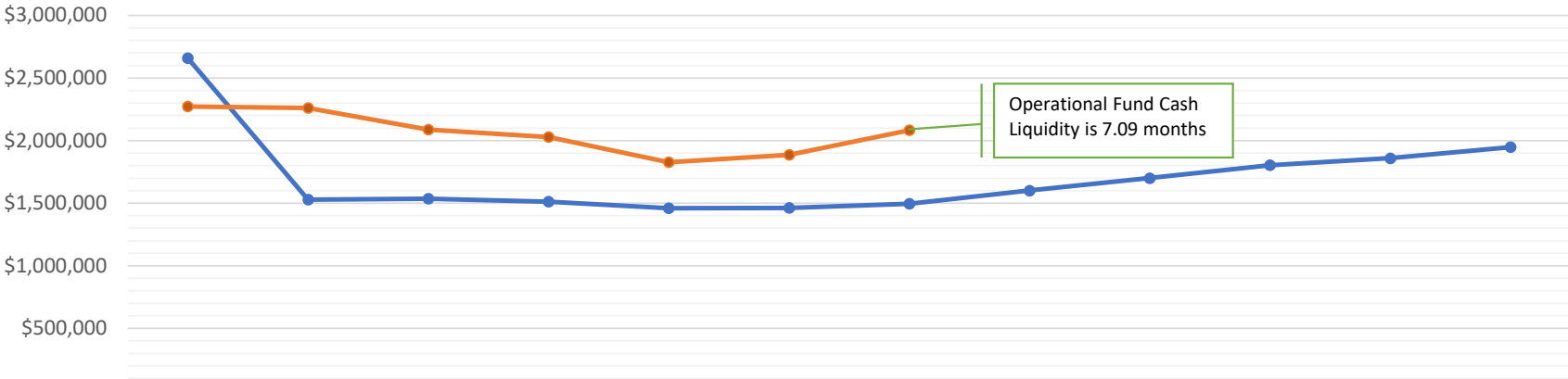
Function Code Change in Percentage by Month  
(All Funds - Exp & Encumbrance)



Object Code Change in Percentage by Month  
(All Funds - Exp & Encumbrance)



### Monthly Cash Balance All Funds



	JUL	AUG	SEP	OCT	NOV	DEC	JAN	FEB	MAR	APR	MAY	JUN
● FY2023	\$2,659,548	\$1,528,172	\$1,536,319	\$1,511,757	\$1,461,033	\$1,461,818	\$1,495,930	\$1,600,897	\$1,700,124	\$1,803,513	\$1,858,947	\$1,947,798
● FY2024	\$2,271,812	\$2,260,829	\$2,088,555	\$2,027,887	\$1,826,464	\$1,885,480	\$2,083,311					

## Checks Dated 01/01/2024 through 01/31/2024

Check Number	Check Date	Pay to the Order of	Check Amount
14228	01/03/2024	EPARS TSA Consulting Group Inc	200.00
14229	01/03/2024	NM Educational RetirementBoard	37,724.88
14230	01/03/2024	NM RHC	3,922.87
14231	01/03/2024	NM Taxation/Revenue Department	3,843.70
14233	01/05/2024	Century Link	650.55
14235	01/10/2024	ABCWUA	11.13
14236	01/10/2024	ACES	13,911.41
14237	01/10/2024	ACT, Inc.	234.00
14238	01/10/2024	AJF Enterprise Inc	1,929.05
14239	01/10/2024	Amazon Capital Services, Inc	78.08
14240	01/10/2024	Arness, Tani	1,170.77
14241	01/10/2024	CCCS Education Foundation	19,077.33
14242	01/10/2024	Century Link	648.66
14243	01/10/2024	Charter School Nursing	1,937.25
14244	01/10/2024	Charter School Testing Svcs.	1,514.82
14245	01/10/2024	Cooperative Educational Services	1,174.21
14246	01/10/2024	Crystal Springs Bottled Water	68.40
14247	01/10/2024	Dry Fly Enterprses, Inc	2,884.24
14248	01/10/2024	Everett, Nathan	62.50
14249	01/10/2024	Lock Box EM3 Networks LLC	1,314.71
14250	01/10/2024	New Mexico Gas Company	553.80
14251	01/10/2024	Panoptic Clean LLC	1,225.28
14252	01/10/2024	PNM	1,951.09
14253	01/10/2024	Power school Group LLC	16,022.34
14254	01/10/2024	Richard M. Romero Consulting	1,883.44
14255	01/10/2024	Sam's Club & Wal-mart	232.66
14256	01/10/2024	TSA Consulting Group, Inc.	50.00
14257	01/10/2024	Wells Fargo Financial Leasing	1,589.28
14258	01/10/2024	New Mexico Taxation and Revenue Department	98.90
14259	01/10/2024	NM Dept of Workforce Solutions	293.11
14260	01/10/2024	Verizon Wireless	145.85
14261	01/16/2024	ABCWUA	348.14
14262	01/16/2024	Amazon Capital Services, Inc	178.35
14263	01/16/2024	Central NM Community College	290.75
14264	01/16/2024	Century Link	106.01
14265	01/16/2024	Century Link	120.72
14266	01/16/2024	Charter School Testing Svcs.	1,514.82
14267	01/16/2024	CliftonLarsonAllen LLP	5,238.11
14268	01/16/2024	Cooperative Educational Services	1,021.22
14269	01/16/2024	Cuara-Martinez, Karina S	33.62
14270	01/16/2024	JMP Academy	683.14
14271	01/16/2024	LaBarge Landscape	139.91
14272	01/16/2024	Sam's Club & Wal-mart	52.70
14273	01/16/2024	SG Consulting Services, LLC	1,883.44
14274	01/16/2024	Smith's - Account #J00984	94.99
14275	01/22/2024	AJF Enterprise Inc	1,265.61
14276	01/22/2024	Amazon Capital Services, Inc	130.52
14277	01/22/2024	Dry Fly Enterprses, Inc	482.18
14278	01/22/2024	Everett, Nathan	70.45

The preceding Checks have been issued in accordance with the District's Policy and authorization of the Board of Trustees. It is recommended that the preceding Checks be approved.



Page 1 of 2

**Checks Dated 01/01/2024 through 01/31/2024**

Check Number	Check Date	Pay to the Order of	Check Amount
14279	01/22/2024	LSG and Associates Inc	1,315.00
14280	01/22/2024	NM Museum of Natural History	42.00
14282	01/24/2024	Amazon Capital Services, Inc	158.84
14283	01/24/2024	Heather Blair	78.74
14284	01/24/2024	JD and K Construction LLC	7,499.40
14285	01/24/2024	New Mexico Gas Company	483.11
14286	01/24/2024	Twisters	96.76
14287	01/31/2024	ADT Commercial LLC	355.99
14288	01/31/2024	Amazon Capital Services, Inc	458.63
14289	01/31/2024	Bowers, Amy	80.00
14290	01/31/2024	Century Link	649.94
14291	01/31/2024	Charter School Nursing	1,937.25
14292	01/31/2024	LaBarge Landscape	139.91
14293	01/31/2024	Panoptic Clean LLC	1,225.28
14294	01/31/2024	PNM	1,753.94
14295	01/31/2024	Sam's Club & Wal-mart	243.99
14331	01/05/2024	NMPSIA	20,118.26
<b>Total Number of Checks</b>			<b>66</b>
			<b>166,696.03</b>

**Fund Recap**

Fund	Description	Check Count	Expensed Amount
11000	Operational Fund	59	124,503.76
21000	Food Services Fund	1	2,835.00
23000	Non-Instruct. Fund	6	721.71
24101	Title I - IASA	6	1,091.43
24106	IDEA-B Entitlement	5	383.52
24189	SSAE Title IV	5	287.39
24330	CRRSA, ESSER III	7	6,216.01
27407	Family Income Index	6	3,403.35
27901	Indian Education Act HB2	5	610.87
31200	Public School Capital Outlay	1	19,077.33
31701	Capital Improv. SB9 Local	2	7,565.66
Total Number of Checks		<b>66</b>	166,696.03
Less Unpaid Tax Liability			.00
<b>Net (Check Amount)</b>			<b>166,696.03</b>

The preceding Checks have been issued in accordance with the District's Policy and authorization of the Board of Trustees. It is recommended that the preceding Checks be approved.



Bank Account 120MAIN - Wells Fargo Operating Account

Payment Id	Comment								
Check # 14228	11000	01/03/2024	Check Amt	<b>200.00</b>	Status	Printed	EPARS TSA Consulting Group Inc (901000/1)		
20231209-REG			EPARS TSA Consulting Group Inc (901000/1) 12/09/2023 (REG)		11000-	-	23147-	-	100.00
20231222-REG			EPARS TSA Consulting Group Inc (901000/1) 12/22/2023 (REG)		11000-	-	23147-	-	100.00
Check # 14229	11000	01/03/2024	Check Amt	<b>37,724.88</b>	Status	Printed	NM Educational RetirementBoard (900005/1)		
20231209-REG			NM Educational RetirementBoard (900005/1) 12/09/2023 (REG)		11000-	-	23124-	-	15,206.00
					24101-	-	23124-	-	432.30
					24106-	-	23124-	-	116.94
					24189-	-	23124-	-	87.63
					24330-	-	23124-	-	1,876.27
					27407-	-	23124-	-	896.43
					27901-	-	23124-	-	254.24
20231222-REG			NM Educational RetirementBoard (900005/1) 12/22/2023 (REG)		11000-	-	23124-	-	15,153.63
					24101-	-	23124-	-	432.30
					24106-	-	23124-	-	116.94
					24189-	-	23124-	-	87.63
					24330-	-	23124-	-	1,913.90
					27407-	-	23124-	-	896.43
					27901-	-	23124-	-	254.24
Check # 14230	11000	01/03/2024	Check Amt	<b>3,922.87</b>	Status	Printed	NM RHC (900006/1)		
20231209-REG			NM RHC (900006/1) 12/09/2023 (REG)		11000-	-	23123-	-	1,581.20
					24101-	-	23123-	-	44.95
					24106-	-	23123-	-	12.16
					24189-	-	23123-	-	9.12
					24330-	-	23123-	-	195.12
					27407-	-	23123-	-	93.21
					27901-	-	23123-	-	26.44
20231222-REG			NM RHC (900006/1) 12/22/2023 (REG)		11000-	-	23123-	-	1,575.76
					24101-	-	23123-	-	44.95
					24106-	-	23123-	-	12.16
					24189-	-	23123-	-	9.12
					24330-	-	23123-	-	199.03
					27407-	-	23123-	-	93.21
					27901-	-	23123-	-	26.44

Selection Sorted by Check Number, Inv #, Include Address=No, (Org = 120, Source = N, Pay To = N, Payment Method = N, Starting Check Date = 1/1/2024, Ending Check Date = 1/31/2024, Summary? = N, Sort/Group 1 = , Sort/Group 2 = )



Bank Account 120MAIN - Wells Fargo Operating Account

Payment Id	Comment								
Check # 14231	11000	01/03/2024	Check Amt	<b>3,843.70</b>	Status Printed	<b>NM Taxation/Revenue Department (900003/1)</b>			
20231209-REG		NM Taxation/Revenue Department (900003/1) 12/09/2023 (REG)			11000-	- 23142-	-	-	1,582.39
					24101-	- 23142-	-	-	27.53
					24106-	- 23142-	-	-	13.31
					24189-	- 23142-	-	-	9.98
					24330-	- 23142-	-	-	174.00
					27407-	- 23142-	-	-	93.07
					27901-	- 23142-	-	-	23.68
20231222-REG		NM Taxation/Revenue Department (900003/1) 12/22/2023 (REG)			11000-	- 23142-	-	-	1,574.44
					24101-	- 23142-	-	-	27.53
					24106-	- 23142-	-	-	13.31
					24189-	- 23142-	-	-	9.98
					24330-	- 23142-	-	-	177.73
					27407-	- 23142-	-	-	93.07
					27901-	- 23142-	-	-	23.68
* Break in sequence									
Check # 14233	11000	01/05/2024	Check Amt	<b>650.55</b>	Status Printed	<b>Century Link (001355/1)</b>			
616988396		Phone, Fax Servcie			11000-	- 21013-	- 512001-	-	650.55
* Break in sequence									
Check # 14235	11000	01/10/2024	Check Amt	<b>11.13</b>	Status Printed	<b>ABCWUA (001289/1)</b>			
157421281447		FY24 Water Utilities			11000- 2600- 54415- 0000- 512001- 0000- 00000				11.13
Check # 14236	11000	01/10/2024	Check Amt	<b>13,911.41</b>	Status Printed	<b>ACES (001522/2)</b>			
12377		FY24 Business Manager Services			11000- 2500- 53414- 0000- 512001- 0000- 00000				11,076.41
12448		FY24 Food Services			21000- 3100- 56116- 0000- 512001- 0000- 00000				2,835.00
Check # 14237	11000	01/10/2024	Check Amt	<b>234.00</b>	Status Printed	<b>ACT, Inc. (000807/2)</b>			
1306225		FY24 English, Math, Reading Material			11000- 1000- 56112- 1010- 512001- 0000- 00000				182.00
1310000		FY24 English, Math, Reading Material			11000- 1000- 56112- 1010- 512001- 0000- 00000				52.00
Check # 14238	11000	01/10/2024	Check Amt	<b>1,929.05</b>	Status Printed	<b>AJF Enterprise Inc (010154/1)</b>			
11454		FY24 Security Services			11000- 2600- 55915- 0000- 512001- 0000- 00000				1,439.13
11480		FY24 Security Services			11000- 2600- 55915- 0000- 512001- 0000- 00000				489.92
Check # 14239	11000	01/10/2024	Check Amt	<b>78.08</b>	Status Printed	<b>Amazon Capital Services, Inc (001361/2)</b>			
1G4P-YLPP-F4V6		Clasroom Books			11000- 1000- 56112- 1010- 512001- 0000- 00000				58.39
1X99-94QD-31D7		Winter Fest Activity Tables Supplies			23000- 1000- 56118- 9000- 512001- 0000- 00000				19.69
Selection Sorted by Check Number, Inv #, Include Address=No, (Org = 120, Source = N, Pay To = N, Payment Method = N, Starting Check Date = 1/1/2024, Ending Check Date = 1/31/2024, Summary? = N, Sort/Group 1 = , Sort/Group 2 = )									

Bank Account 120MAIN - Wells Fargo Operating Account

Payment Id	Comment					
Check # 14240	11000	01/10/2024	Check Amt	1,170.77	Status Printed	Arness, Tani (000696/1)
2023 12 13			Mileage Reimb. - Arness, Tani			11000- 2400- 55813- 0000- 512001- 0000- 00000 62.50
87164621			Advertisement Reimbursement			11000- 2300- 55400- 0000- 512001- 0000- 00000 538.29
87285638			Advertisement Reimbursement			11000- 2300- 55400- 0000- 512001- 0000- 00000 529.52
87481208			Advertisement Reimbursement			11000- 2300- 55400- 0000- 512001- 0000- 00000 40.46
Check # 14241	31200	01/10/2024	Check Amt	19,077.33	Status Printed	CCCS Education Foundation (001285/1)
1163			FY24 Lease Payment(s)			31200- 4000- 54640- 0000- 512001- 0000- 00000 19,077.33
Check # 14242	11000	01/10/2024	Check Amt	648.66	Status Printed	Century Link (001355/1)
668829566			FY24 Phone, Fax Servcie			11000- 2600- 54416- 0000- 512001- 0000- 00000 648.66
Check # 14243	11000	01/10/2024	Check Amt	1,937.25	Status Printed	Charter School Nursing (000847/1)
12312018-798			FY24 Nurse Services			11000- 2100- 53414- 0000- 512001- 0000- 00000 1,937.25
Check # 14244	11000	01/10/2024	Check Amt	1,514.82	Status Printed	Charter School Testing Svcs. (000307/1)
2324085			FY24 Testing Services			11000- 2200- 55915- 0000- 512001- 0000- 00000 1,514.82
Check # 14245	11000	01/10/2024	Check Amt	1,174.21	Status Printed	Cooperative Educational Services (000327/3)
36-050209			FY24 Diagnosticians			11000- 2100- 53211- 2000- 512001- 0000- 00000 886.63
36-050356			FY24 Diagnosticians			11000- 2100- 53211- 2000- 512001- 0000- 00000 151.56
						11000- 2100- 53216- 2000- 512001- 0000- 00000 136.02
Check # 14246	11000	01/10/2024	Check Amt	68.40	Status Printed	Crystal Springs Bottled Water (000334/3)
9265207			FY24 Bottled Water			11000- 2400- 56118- 0000- 512001- 0000- 00000 68.40
Check # 14247	11000	01/10/2024	Check Amt	2,884.24	Status Printed	Dry Fly Enterprises, Inc (010170/1)
IN65250			FY24 IT Services			11000- 2500- 54320- 0000- 512001- 0000- 00000 2,884.24
Check # 14248	11000	01/10/2024	Check Amt	62.50	Status Printed	Everett, Nathan (001561/1)
2023 12 13			Mileage Reimb to Nathan			11000- 2400- 55813- 0000- 512001- 0000- 00000 62.50
Check # 14249	11000	01/10/2024	Check Amt	1,314.71	Status Printed	Lock Box EM3 Networks LLC (010028/2)
18210			FY24 Internet Services			11000- 2600- 54416- 0000- 512001- 0000- 00000 1,314.71
Check # 14250	11000	01/10/2024	Check Amt	553.80	Status Printed	New Mexico Gas Company (001288/1)
20231019			FY24 Utilities - Gas			11000- 2600- 54412- 0000- 512001- 0000- 00000 34.16
20231116			FY24 Utilities - Gas			11000- 2600- 54412- 0000- 512001- 0000- 00000 105.36
20231219			FY24 Utilities - Gas			11000- 2600- 54412- 0000- 512001- 0000- 00000 414.28
Check # 14251	11000	01/10/2024	Check Amt	1,225.28	Status Printed	Panoptic Clean LLC (010195/1)
2336			FY 24 Cleaning Services Panoptic			11000- 2600- 55915- 0000- 512001- 0000- 00000 1,225.28
Check # 14252	11000	01/10/2024	Check Amt	1,951.09	Status Printed	PNM (000528/1)
20231218			FY24 Utilities - Electriciy			11000- 2600- 54411- 0000- 512001- 0000- 00000 1,951.09
Check # 14253	11000	01/10/2024	Check Amt	16,022.34	Status Printed	Power school Group LLC (010083/3)

Selection Sorted by Check Number, Inv #, Include Address=No, (Org = 120, Source = N, Pay To = N, Payment Method = N, Starting Check Date = 1/1/2024, Ending Check Date = 1/31/2024, Summary? = N, Sort/Group 1 = , Sort/Group 2 = )



Bank Account 120MAIN - Wells Fargo Operating Account

Payment Id	Comment							
Check # 14253	11000	01/10/2024	Check Amt	<b>16,022.34</b>	Status Printed	<b>Power school Group LLC (010083/3) - continued</b>		
INV375088			FY24 PowerSchool SIS Subscriptions			11000- 2100- 56113- 0000- 512001- 0000- 00000		13,843.35
INV375608			FY24 PowerSchool SIS Subscriptions			11000- 2100- 56113- 0000- 512001- 0000- 00000		1,249.99
INV380599			FY24 PowerSchool SIS Subscriptions			11000- 2100- 56113- 0000- 512001- 0000- 00000		929.00
Check # 14254	11000	01/10/2024	Check Amt	<b>1,883.44</b>	Status Printed	<b>Richard M. Romero Consulting (001407/1)</b>		
1988			Lobbyist Services FY24			11000- 2300- 55915- 0000- 512001- 0000- 00000		1,883.44
Check # 14255	23000	01/10/2024	Check Amt	<b>232.66</b>	Status Printed	<b>Sam's Club &amp; Wal-mart (000935/1)</b>		
000697			Winter Fest Student & Family Celebration Supplies			23000- 1000- 56118- 9000- 512001- 0000- 00000		12.06
000807			Winter Fest Student & Family Celebration Supplies			23000- 1000- 56118- 9000- 512001- 0000- 00000		120.10
06968			Winter Fest Student & Family Celebration Supplies			23000- 1000- 56118- 9000- 512001- 0000- 00000		100.50
Check # 14256	11000	01/10/2024	Check Amt	<b>50.00</b>	Status Printed	<b>TSA Consulting Group, Inc. (001363/1)</b>		
103213			FY24 Section 403B Admin. Charges			11000- 2500- 55915- 0000- 512001- 0000- 00000		50.00
Check # 14257	11000	01/10/2024	Check Amt	<b>1,589.28</b>	Status Printed	<b>Wells Fargo Financial Leasing (000647/2)</b>		
5028044316			Copy Machine Lease			11000- 2500- 54620- 0000- 512001- 0000- 00000		1,589.28
Check # 14258	11000	01/10/2024	Check Amt	<b>98.90</b>	Status Printed	<b>New Mexico Taxation and Revenue Department (900013/1)</b>		
20231222-REG			New Mexico Taxation and Re (900013/1) 12/22/2023 (REG)			11000- - 23145- - - -		70.52
						24101- - 23145- - - -		3.33
						24106- - 23145- - - -		.64
						24189- - 23145- - - -		.47
						24330- - 23145- - - -		16.09
						27407- - 23145- - - -		6.56
						27901- - 23145- - - -		1.29
Check # 14259	11000	01/10/2024	Check Amt	<b>293.11</b>	Status Printed	<b>NM Dept of Workforce Solutions (900002/1)</b>		
20231007-REG			NM Dept of Workforce Solutions (900002/1) 10/07/2023 (REG)			11000- - 23140- - - -		42.79
						24101- - 23140- - - -		4.03
						27407- - 23140- - - -		4.43
20231012-MAN			NM Dept of Workforce Solutions (900002/1) 10/12/2023 (MAN)			24330- - 23140- - - -		.55
20231025-REG			NM Dept of Workforce Solutions (900002/1) 10/25/2023 (REG)			11000- - 23140- - - -		40.01
						24101- - 23140- - - -		.36
						24330- - 23140- - - -		2.31
						27407- - 23140- - - -		4.43

Selection Sorted by Check Number, Inv #, Include Address=No, (Org = 120, Source = N, Pay To = N, Payment Method = N, Starting Check Date = 1/1/2024, Ending Check Date = 1/31/2024, Summary? = N, Sort/Group 1 = , Sort/Group 2 = )





Bank Account 120MAIN - Wells Fargo Operating Account

Payment Id	Comment								
Check # 14259	11000	01/10/2024	Check Amt	293.11	Status Printed	NM Dept of Workforce Solutions (900002/1) - continued			
20231110-REG			NM Dept of Workforce Solutions (900002/1) 11/10/2023 (REG)			11000-	- 23140-	- - -	42.00
						24101-	- 23140-	- - -	.36
						24330-	- 23140-	- - -	4.10
						27407-	- 23140-	- - -	4.43
20231123-REG			NM Dept of Workforce Solutions (900002/1) 11/23/2023 (REG)			11000-	- 23140-	- - -	41.43
						24101-	- 23140-	- - -	.36
						24330-	- 23140-	- - -	3.57
						27407-	- 23140-	- - -	4.43
20231209-REG			NM Dept of Workforce Solutions (900002/1) 12/09/2023 (REG)			11000-	- 23140-	- - -	41.43
						24101-	- 23140-	- - -	.36
						24330-	- 23140-	- - -	3.31
						27407-	- 23140-	- - -	4.43
20231222-REG			NM Dept of Workforce Solutions (900002/1) 12/22/2023 (REG)			11000-	- 23140-	- - -	35.54
						24101-	- 23140-	- - -	.36
						24330-	- 23140-	- - -	3.74
						27407-	- 23140-	- - -	4.43
DP24-00011			2023Q4-ADJ			11000-	- 23140-	- - -	.08-
Check # 14260	11000	01/10/2024	Check Amt	145.85	Status Printed	Verizon Wireless (000658/1)			
9952335272			FY24 Cell Phone Services			11000- 2600- 54416- 0000- 512001- 0000- 00000			105.84
						24330- 2600- 54416- 0000- 512001- 0000- 00000			40.01
Check # 14261	11000	01/16/2024	Check Amt	348.14	Status Printed	ABCWUA (001289/1)			
505502166740			FY24 Water Utilities			11000- 2600- 54415- 0000- 512001- 0000- 00000			19.11
515296710270			FY24 Water Utilities			11000- 2600- 54415- 0000- 512001- 0000- 00000			329.03
Check # 14262	11000	01/16/2024	Check Amt	178.35	Status Printed	Amazon Capital Services, Inc (001361/2)			
1DPH-CJLC-7NFY			Office Supplies			11000- 1000- 56118- 1010- 512001- 0000- 00000			178.35
Check # 14263	11000	01/16/2024	Check Amt	290.75	Status Printed	Central NM Community College (010014/1)			
20240110			FY24 CNM Course Fee Denisse Martinez			11000- 1000- 56110- 1010- 512001- 0000- 00000			290.75
Check # 14264	11000	01/16/2024	Check Amt	106.01	Status Printed	Century Link (001355/1)			
156 20231228			FY24 Phone, Fax Servcie			11000- 2600- 54416- 0000- 512001- 0000- 00000			106.01
Check # 14265	11000	01/16/2024	Check Amt	120.72	Status Printed	Century Link (001355/1)			
272 20240101			FY24 Phone, Fax Servcie			11000- 2600- 54416- 0000- 512001- 0000- 00000			120.72

Selection Sorted by Check Number, Inv #, Include Address=No, (Org = 120, Source = N, Pay To = N, Payment Method = N, Starting Check Date = 1/1/2024, Ending Check Date = 1/31/2024, Summary? = N, Sort/Group 1 = , Sort/Group 2 = )



Bank Account 120MAIN - Wells Fargo Operating Account

Payment Id	Comment						
Check # 14266	11000	01/16/2024	Check Amt	1,514.82	Status Printed	Charter School Testing Svcs. (000307/1)	
2324063		FY24 Testing Services				11000- 2200- 55915- 0000- 512001- 0000- 00000	1,514.82
Check # 14267	11000	01/16/2024	Check Amt	5,238.11	Status Printed	CliftonLarsonAllen LLP (901009/2)	
3974290		FY24 Audit Services				11000- 2300- 53411- 0000- 512001- 0000- 00000	5,238.11
Check # 14268	11000	01/16/2024	Check Amt	1,021.22	Status Printed	Cooperative Educational Services (000327/3)	
36-050505		FY24 Diagnosticians				11000- 2100- 53211- 2000- 512001- 0000- 00000	1,021.22
Check # 14269	23000	01/16/2024	Check Amt	33.62	Status Printed	Cuara-Martinez, Karina S (000936/1)	
007364		Reimbursement for Karina Cuara				23000- 1000- 53711- 9000- 512001- 0000- 00000	33.62
Check # 14270	11000	01/16/2024	Check Amt	683.14	Status Printed	JMP Academy (010198/1)	
1640		Stars Reporting				11000- 2100- 55915- 0000- 512001- 0000- 00000	683.14
Check # 14271	11000	01/16/2024	Check Amt	139.91	Status Printed	LaBarge Landscape (010003/1)	
45668		FY24 Landscaping Services				11000- 2600- 54312- 0000- 512001- 0000- 00000	139.91
Check # 14272	11000	01/16/2024	Check Amt	52.70	Status Printed	Sam's Club & Wal-mart (000935/1)	
000702		Club Tuesday Supplies for Week of 11/14				11000- 2400- 56118- 0000- 512001- 0000- 00000	52.70
Check # 14273	11000	01/16/2024	Check Amt	1,883.44	Status Printed	SG Consulting Services, LLC (001409/1)	
1101		FY24 Lobbyist Services				11000- 2300- 55915- 0000- 512001- 0000- 00000	1,883.44
Check # 14274	23000	01/16/2024	Check Amt	94.99	Status Printed	Smith's - Account #J00984 (000585/1)	
1956298		Food for Winter Fest				23000- 1000- 56118- 9000- 512001- 0000- 00000	94.99
Check # 14275	11000	01/22/2024	Check Amt	1,265.61	Status Printed	AJF Enterprise Inc (010154/1)	
11505		FY24 Security Services				11000- 2600- 55915- 0000- 512001- 0000- 00000	1,265.61
Check # 14276	11000	01/22/2024	Check Amt	130.52	Status Printed	Amazon Capital Services, Inc (001361/2)	
13GL-1J7V-PFPY		Office Supplies				11000- 1000- 56118- 1010- 512001- 0000- 00000	9.59
17WM-M441-Y1NR		Office Supplies				11000- 2400- 56118- 0000- 512001- 0000- 00000	120.93
Check # 14277	11000	01/22/2024	Check Amt	482.18	Status Printed	Dry Fly Enterprises, Inc (010170/1)	
IN65220		Window 10 Pro Upgrade				11000- 1000- 56113- 1010- 512001- 0000- 00000	415.92
IN65413		Image Silo Storage Fee				31701- 4000- 57350- 0000- 512001- 0000- 00000	66.26
Check # 14278	11000	01/22/2024	Check Amt	70.45	Status Printed	Everett, Nathan (001561/1)	
P69615506		Reimbursement for Facilities - Supplies, Misc.				11000- 2600- 56118- 0000- 512001- 0000- 00000	70.45
Check # 14279	11000	01/22/2024	Check Amt	1,315.00	Status Printed	LSG and Associates Inc (010013/1)	
7590		FY24 OT Services				11000- 2100- 53213- 2000- 512001- 0000- 00000	640.00
7591		FY24 SLP				11000- 2100- 53212- 2000- 512001- 0000- 00000	675.00
Check # 14280	11000	01/22/2024	Check Amt	42.00	Status Printed	NM Museum of Natural History (010057/1)	
NHAD011924		Admission to museum				11000- 1000- 55817- 1010- 512001- 0000- 00000	42.00

Selection Sorted by Check Number, Inv #, Include Address=No, (Org = 120, Source = N, Pay To = N, Payment Method = N, Starting Check Date = 1/1/2024, Ending Check Date = 1/31/2024, Summary? = N, Sort/Group 1 = , Sort/Group 2 = )



Bank Account 120MAIN - Wells Fargo Operating Account

Payment Id	Comment						
* Break in sequence							
Check # 14282	11000	01/24/2024	Check Amt	158.84	Status Printed	Amazon Capital Services, Inc (001361/2)	
1LG1-MKYJ-LLDF*DUPE*		Office Supplies				11000- 1000- 56118- 1010- 512001- 0000- 00000	158.84
Check # 14283	11000	01/24/2024	Check Amt	78.74	Status Printed	Heather Blair (HBB/1)	
111-0405515-4712210		Classroom Art Supplies				11000- 1000- 56106- 1010- 512001- 0000- 00000	24.57
113-0741684-3428219		Classroom Art Supplies				11000- 1000- 56106- 1010- 512001- 0000- 00000	15.98
W0ENEP0		Classroom Art Supplies				11000- 1000- 56106- 1010- 512001- 0000- 00000	38.19
Check # 14284	31701	01/24/2024	Check Amt	7,499.40	Status Printed	JD and K Construction LLC (010206/1)	
20231123		Construction Services				31701- 4000- 54315- 0000- 512001- 0000- 00000	7,499.40
Check # 14285	11000	01/24/2024	Check Amt	483.11	Status Printed	New Mexico Gas Company (001288/1)	
20240118		FY24 Utilities - Gas				11000- 2600- 54412- 0000- 512001- 0000- 00000	483.11
Check # 14286	23000	01/24/2024	Check Amt	96.76	Status Printed	Twisters (001445/1)	
20240124		Student Lunch for SSBB Testing				23000- 1000- 56118- 1010- 512001- 0000- 00000	96.76
Check # 14287	11000	01/31/2024	Check Amt	355.99	Status Printed	ADT Commercial LLC (000534/2)	
153403690		FY24 Alarm				11000- 2600- 55915- 0000- 512001- 0000- 00000	355.99
Check # 14288	11000	01/31/2024	Check Amt	458.63	Status Printed	Amazon Capital Services, Inc (001361/2)	
1CHF-C9RT-HPGD		Classroom Supplies for Art Class				11000- 1000- 56106- 1010- 512001- 0000- 00000	22.98-
1CMT-HLJ1-FXLR		Office Supplies				11000- 2400- 56118- 0000- 512001- 0000- 00000	107.10
1H41-MFQD-JMFY		Classroom Supplies for Art Class				11000- 1000- 56106- 1010- 512001- 0000- 00000	22.98-
1J97-VQYL-4JQY		Classroom Supplies				11000- 1000- 56118- 1010- 512001- 0000- 00000	155.44
1JYM-D7FK-1HMJ		Club Tuesday Supplies				11000- 2400- 56119- 0000- 512001- 0000- 00000	72.99-
1LHL-T3GR-94VQ		Office Supplies				11000- 2400- 56118- 0000- 512001- 0000- 00000	239.23
1R4K-MC63-J1H4		Classroom Supplies for Art Class				11000- 1000- 56106- 1010- 512001- 0000- 00000	22.98-
1R97-FL39-HVGR		Office Supplies				11000- 1000- 56118- 1010- 512001- 0000- 00000	22.65-
1R97-FL39-LXK4		Office Supplies				11000- 1000- 56118- 1010- 512001- 0000- 00000	6.99-
1RLW-N1RT-WC6F		Club Tuesday Supplies				11000- 2400- 56118- 0000- 512001- 0000- 00000	142.42
1XLD-6QPK-P99V		Kitchen Supplies				11000- 3100- 56118- 0000- 512001- 0000- 00000	13.99-
Check # 14289	11000	01/31/2024	Check Amt	80.00	Status Printed	Bowers, Amy (010106/1)	
2VND-VG6W-10M		Cultural CEU - Reimbursement				11000- 2400- 53330- 0000- 512001- 0000- 00000	80.00
Check # 14290	11000	01/31/2024	Check Amt	649.94	Status Printed	Century Link (001355/1)	
672724071		FY24 Phone, Fax Servcie				11000- 2600- 54416- 0000- 512001- 0000- 00000	649.94
Check # 14291	11000	01/31/2024	Check Amt	1,937.25	Status Printed	Charter School Nursing (000847/1)	
12312018-822		FY24 Nurse Services				11000- 2100- 53414- 0000- 512001- 0000- 00000	1,937.25
Check # 14292	11000	01/31/2024	Check Amt	139.91	Status Printed	LaBarge Landscape (010003/1)	

Selection Sorted by Check Number, Inv #, Include Address=No, (Org = 120, Source = N, Pay To = N, Payment Method = N, Starting Check Date = 1/1/2024, Ending Check Date = 1/31/2024, Summary? = N, Sort/Group 1 = , Sort/Group 2 = )



Bank Account 120MAIN - Wells Fargo Operating Account

Payment Id	Comment					
Check # 14292	11000	01/31/2024	Check Amt	139.91	Status Printed	LaBarge Landscape (010003/1) - continued
45872	FY24 Landscaping Services					11000- 2600- 54312- 0000- 512001- 0000- 00000 139.91
Check # 14293	11000	01/31/2024	Check Amt	1,225.28	Status Printed	Panoptic Clean LLC (010195/1)
2351	FY 24 Cleaning Services Panoptic					11000- 2600- 55915- 0000- 512001- 0000- 00000 1,225.28
Check # 14294	11000	01/31/2024	Check Amt	1,753.94	Status Printed	PNM (000528/1)
20240119	FY24 Utilities - Electriciy					11000- 2600- 54411- 0000- 512001- 0000- 00000 1,753.94
Check # 14295	23000	01/31/2024	Check Amt	243.99	Status Printed	Sam's Club & Wal-mart (000935/1)
000600	Warming Kitchen Paper Goods					23000- 1000- 56118- 0000- 512001- 0000- 00000 243.99
* Break in sequence						
Check # 14331	11000	01/05/2024	Check Amt	20,118.26	Status Printed	NMPSIA (900001/1)
202312-ADJ	Adjustment - December 2023					11000- - 23125- - - - 1,562.10
						11000- 1000- 52311- 1010- 512001- 1411- 00000 154.76
						11000- 1000- 52311- 2000- 512001- 1412- 00000 332.17-
						11000- 1000- 52312- 1010- 512001- 1411- 00000 2.88
						11000- 1000- 52312- 2000- 512001- 1412- 00000 2.88-
						11000- 1000- 52313- 1010- 512001- 1411- 00000 12.81-
						11000- 1000- 52313- 2000- 512001- 1412- 00000 10.88-
						11000- 1000- 52314- 1010- 512001- 1411- 00000 1.31-
						11000- 1000- 52314- 2000- 512001- 1412- 00000 1.05-
						11000- 1000- 52315- 1010- 512001- 1411- 00000 23.78
						11000- 2100- 52311- 0000- 512001- 1217- 00000 37.31-
						11000- 2100- 52311- 0000- 512001- 1218- 00000 234.37-
						11000- 2100- 52311- 4025- 512001- 1214- 00000 92.28-
						11000- 2100- 52311- 4025- 512001- 1218- 00000 63.97-
						11000- 2100- 52313- 0000- 512001- 1217- 00000 1.43-
						11000- 2100- 52313- 0000- 512001- 1218- 00000 8.56-
						11000- 2100- 52313- 4025- 512001- 1214- 00000 1.43-
						11000- 2100- 52313- 4025- 512001- 1218- 00000 2.86-
						11000- 2100- 52314- 0000- 512001- 1217- 00000 .33-
						11000- 2100- 52314- 0000- 512001- 1218- 00000 1.05-
						11000- 2100- 52314- 4025- 512001- 1214- 00000 .62-
						11000- 2100- 52314- 4025- 512001- 1218- 00000 .62-
						11000- 2300- 52311- 0000- 512001- 1111- 00000 74.62-
						11000- 2300- 52313- 0000- 512001- 1111- 00000 1.43-
						11000- 2300- 52314- 0000- 512001- 1111- 00000 .62-
						24189- - 23125- - - - 66.02

Bank Account 120MAIN - Wells Fargo Operating Account

Payment Id	Comment							
Check # 14331	11000	01/05/2024	Check Amt	20,118.26	Status Printed	NMPSIA (900001/1) - continued		
202312-ADJ	Adjustment - December 2023					24189- 2100- 52311- 0000- 512001- 1214- 00000		63.97-
						24189- 2100- 52313- 0000- 512001- 1214- 00000		1.43-
						24189- 2100- 52314- 0000- 512001- 1214- 00000		.62-
20231209-REG	NMPSIA (900001/1) 12/09/2023 (REG)					11000- - 23125- - - -		8,100.62
						24101- - 23125- - - -		36.36
						24106- - 23125- - - -		49.03
						24189- - 23125- - - -		36.73
						24330- - 23125- - - -		803.15
						27407- - 23125- - - -		602.40
						27901- - 23125- - - -		.43
20231222-REG	NMPSIA (900001/1) 12/22/2023 (REG)					11000- - 23125- - - -		8,100.56
						24101- - 23125- - - -		36.35
						24106- - 23125- - - -		49.03
						24189- - 23125- - - -		36.73
						24330- - 23125- - - -		803.13
						27407- - 23125- - - -		602.39
						27901- - 23125- - - -		.43
<b>Number of Items</b>		<b>66</b>	<b>166,696.03 Totals for Org 2</b>					

Bank Account 120MAIN - Wells Fargo Operating Account

2024 Org Recap

120 - Cesar Chavez Community

Check #	14228	through	ACH-00003699	Total Count	114	\$279,789.86
---------	-------	---------	--------------	-------------	-----	--------------

11000-11011*		124,503.76-
11000-21013	650.55	
11000-23123	3,156.96	
11000-23124	30,359.63	
11000-23125	17,763.28	
11000-23140	243.12	
11000-23142	3,156.83	
11000-23145	70.52	
11000-23147	200.00	
11000-52311		679.96-
11000-52312	.00	.00
11000-52313		39.40-
11000-52314		5.60-
11000-52315	23.78	
11000-53211	2,059.41	
11000-53212	675.00	
11000-53213	640.00	
11000-53216	136.02	
11000-53330	80.00	
11000-53411	5,238.11	
11000-53414	14,950.91	
11000-54312	279.82	
11000-54320	2,884.24	
11000-54411	3,705.03	
11000-54412	1,036.91	
11000-54415	359.27	
11000-54416	2,945.88	
11000-54620	1,589.28	
11000-55400	1,108.27	
11000-55813	125.00	
11000-55817	42.00	
11000-55915	13,530.87	
11000-56106	9.80	

Selection Sorted by Check Number, Inv #, Include Address=No, (Org = 120, Source = N, Pay To = N, Payment Method = N, Starting Check Date = 1/1/2024, Ending Check Date = 1/31/2024, Summary? = N, Sort/Group 1 = , Sort/Group 2 = )



Bank Account 120MAIN - Wells Fargo Operating Account

2024 Org Recap (continued)

120 - Cesar Chavez Community

Check # 14228 through ACH-00003699 Total Count 114 \$279,789.86 (continued)

11000-56110	290.75	
11000-56112	292.39	
11000-56113	16,438.26	
11000-56118	1,259.82	
11000-56119		72.99-
<b>Totals for Fund 11000</b>	<b>125,301.71</b>	<b>125,301.71-</b>
21000-11011*		2,835.00-
21000-56116	2,835.00	
<b>Totals for Fund 21000</b>	<b>2,835.00</b>	<b>2,835.00-</b>
23000-11011*		721.71-
23000-53711	33.62	
23000-56118	688.09	
<b>Totals for Fund 23000</b>	<b>721.71</b>	<b>721.71-</b>
24101-11011*		1,091.43-
24101-23123	89.90	
24101-23124	864.60	
24101-23125	72.71	
24101-23140	5.83	
24101-23142	55.06	
24101-23145	3.33	
<b>Totals for Fund 24101</b>	<b>1,091.43</b>	<b>1,091.43-</b>
24106-11011*		383.52-
24106-23123	24.32	
24106-23124	233.88	
24106-23125	98.06	
24106-23142	26.62	
24106-23145	.64	
<b>Totals for Fund 24106</b>	<b>383.52</b>	<b>383.52-</b>
24189-11011*		287.39-
24189-23123	18.24	
24189-23124	175.26	
24189-23125	139.48	

Bank Account 120MAIN - Wells Fargo Operating Account

2024 Org Recap (continued)

120 - Cesar Chavez Community

Check #	14228	through	ACH-00003699	Total Count	114	\$279,789.86	(continued)
---------	-------	---------	--------------	-------------	-----	--------------	-------------

	24189-23142	19.96	
	24189-23145	.47	
	24189-52311		63.97-
	24189-52313		1.43-
	24189-52314		.62-
<b>Totals for Fund 24189</b>		<b>353.41</b>	<b>353.41-</b>
	24330-11011*		6,216.01-
	24330-23123	394.15	
	24330-23124	3,790.17	
	24330-23125	1,606.28	
	24330-23140	17.58	
	24330-23142	351.73	
	24330-23145	16.09	
	24330-54416	40.01	
<b>Totals for Fund 24330</b>		<b>6,216.01</b>	<b>6,216.01-</b>
	27407-11011*		3,403.35-
	27407-23123	186.42	
	27407-23124	1,792.86	
	27407-23125	1,204.79	
	27407-23140	26.58	
	27407-23142	186.14	
	27407-23145	6.56	
<b>Totals for Fund 27407</b>		<b>3,403.35</b>	<b>3,403.35-</b>
	27901-11011*		610.87-
	27901-23123	52.88	
	27901-23124	508.48	
	27901-23125	.86	
	27901-23142	47.36	
	27901-23145	1.29	
<b>Totals for Fund 27901</b>		<b>610.87</b>	<b>610.87-</b>
	31200-11011*		19,077.33-
	31200-54640	19,077.33	



**Bank Account 120MAIN - Wells Fargo Operating Account**

**2024 Org Recap (continued)**

**120 - Cesar Chavez Community**

Check #	14228	through	ACH-00003699	Total Count	114	\$279,789.86	(continued)
---------	-------	---------	--------------	-------------	-----	--------------	-------------

<b>Totals for Fund 31200</b>	<b>19,077.33</b>	<b>19,077.33-</b>
31701-11011*		7,565.66-
31701-54315	7,499.40	
31701-57350	66.26	
<b>Totals for Fund 31701</b>	<b>7,565.66</b>	<b>7,565.66-</b>
<b>Totals for Org 120</b>	<b>167,560.00</b>	<b>167,560.00-</b>
<b>Net change to Cash 11011</b>	<b>166,696.03</b>	<b>- Credit</b>

\* denotes System Generated entry

2024 Org Recap (continued)

---


Number of Items	66	166,696.03	Report Totals
-----------------	----	------------	---------------

---

Pay Date 01/10/2024			Amount	Sender Transit #	BatchId
Employee Name	Day-EmpId-Org				
AGUILAR, MARGARET A	010-000163-0120		1,933.14	10700219	PR240110A01a
ALTON, AMANDA L	010-000194-0120		2,469.24	10700219	PR240110A01a
ARNESS, TANI	010-000045-0120		3,093.53	10700219	PR240110A01a
BETENBOUGH, KYLE	010-000171-0120		1,274.16	10700219	PR240110A01a
BLAIR, HEATHER B	010-000197-0120		2,397.50 *	10700219	PR240110M01
BOWERS, AMY	010-000178-0120		1,895.23	10700219	PR240110A01a
BROWN, ROBIN E	010-000182-0120		2,081.36	10700219	PR240110A01a
BUTTERWORTH, PAULA J	010-000199-0120		471.32 *	10700219	PR240110M01
CHAVEZ, SAMANTHA J	010-000164-0120		1,421.90	10700219	PR240110A01a
CUARA-MARTINEZ, KARINA	010-000079-0120		1,578.06	10700219	PR240110A01a
DOUGHERTY, AUSTIN	010-000187-0120		1,998.27	10700219	PR240110A01a
ESPINO, ANGELICA	010-000190-0120		1,261.53	10700219	PR240110A01a
EVERETT, NATHAN R	010-000127-0120		2,207.10	10700219	PR240110A01a
GUAJARDO, ELISEO	010-000186-0120		1,866.23	10700219	PR240110A01a
IHM, LAURIE A	010-000118-0120		2,288.59	10700219	PR240110A01a
KRUGER, ASHLEY	010-000195-0120		2,294.98 *	10700219	PR240110M01
LANG, DAVID R	010-000132-0120		2,519.05	10700219	PR240110A01a
LIRA-PEREZ, NORMA C	010-000180-0120		1,080.86	10700219	PR240110A01a
MOLINA, STEPHANIE M	010-000193-0120		1,497.24	10700219	PR240110A01a
NAGURSKI, BENJAMIN	010-000176-0120		1,381.32	10700219	PR240110A01a
OLMOS, EVELYN	010-000196-0120		1,759.97 *	10700219	PR240110M01
REEDER, LAWRENCE	010-000172-0120		1,872.71	10700219	PR240110A01a
SMITH, BRIGID	010-000198-0120		2,214.00 *	10700219	PR240110M01
		<b>Total</b>	<b>42,857.29</b>		
<b>Number of Employees</b>	<b>23</b>	<b>Number of Prenotes</b>	<b>0</b>		

\* denotes Emailed

Selection Grouped by Org, Pay Date - Sorted by Employee Name, (Org = 120, Pay Schedule Type IN ('1','2'), Recaps? = Y)



Pay Date 01/25/2024

Employee Name	Day-EmpId-Org	Amount	Sender Transit #	BatchId
AGUILAR, MARGARET A	025-000163-0120	1,933.15	10700219	PR240125A01
ALTON, AMANDA L	025-000194-0120	2,469.24	10700219	PR240125A01
ARNESS, TANI	025-000045-0120	3,093.53	10700219	PR240125A01
BETENBOUGH, KYLE	025-000171-0120	1,274.17	10700219	PR240125A01
BLAIR, HEATHER B	025-000197-0120	2,397.50 *	10700219	PR240125M01
BOWERS, AMY	025-000178-0120	1,895.23	10700219	PR240125A01
BROWN, ROBIN E	025-000182-0120	2,081.36	10700219	PR240125A01
BUTTERWORTH, PAULA J	025-000199-0120	248.92 *	10700219	PR240125M01
CHAVEZ, SAMANTHA J	025-000164-0120	1,421.90	10700219	PR240125A01
CUARA-MARTINEZ, KARINA	025-000079-0120	1,578.06	10700219	PR240125A01
DOUGHERTY, AUSTIN	025-000187-0120	1,998.27	10700219	PR240125A01
ESPINO, ANGELICA	025-000190-0120	1,261.53	10700219	PR240125A01
EVERETT, NATHAN R	025-000127-0120	2,207.10	10700219	PR240125A01
GUAJARDO, ELISEO	025-000186-0120	1,866.23	10700219	PR240125A01
IHM, LAURIE A	025-000118-0120	2,288.59	10700219	PR240125A01
KRUGER, ASHLEY	025-000195-0120	2,294.99 *	10700219	PR240125M01
LANG, DAVID R	025-000132-0120	2,519.05	10700219	PR240125A01
LIRA-PEREZ, NORMA C	025-000180-0120	1,080.87	10700219	PR240125A01
MOLINA, STEPHANIE M	025-000193-0120	1,887.12	10700219	PR240125A01
NAGURSKI, BENJAMIN	025-000176-0120	1,381.32	10700219	PR240125A01
OLMOS, EVELYN	025-000196-0120	1,759.97 *	10700219	PR240125M01
REEDER, LAWRENCE	025-000172-0120	1,872.72	10700219	PR240125A01
SMITH, BRIGID	025-000198-0120	2,214.00 *	10700219	PR240125M01
<b>Total</b>		<b>43,024.82</b>		

Number of Employees            23                      Number of Prenotes            0

\* denotes Emailed

Selection    Grouped by Org, Pay Date - Sorted by Employee Name, (Org = 120, Pay Schedule Type IN ('1','2'), Recaps? = Y)



Balances through 01/31/2024					Fiscal Year 2023/24	
Funds- Func- Obj ct - Pr gm- Locat n- JbCl - Opt nl	Description	Adopted Budget	Revised Budget	Revenue	Account Balance	
<b>Funds 11000 - Operational, Func 0000 - NoFunctionCode</b>						
11000- 0000- 41920- 0000- 512001- 0000- 00000	PrivContrbsDntn			864.00	864.00-	
11000- 0000- 41980- 0000- 512001- 0000- 00000	RefPriorYearExp			734.56	734.56-	
11000- 0000- 43101- 0000- 512001- 0000- 00000	StEqulzGuarantee	2,321,420.00	2,321,420.00	1,354,161.09	967,258.91	
11000- 0000- 46100- 0000- 512001- 0000- 00000	AccessBrdE-Rate	13,985.00	13,985.00		13,985.00	
<b>Total for Funds 11000, Func 0000 and Revenue accounts</b>		<b>2,335,405.00</b>	<b>2,335,405.00</b>	<b>1,355,759.65</b>	<b>979,645.35</b>	
<b>Funds 21000 - Food Svcs, Func 0000 - NoFunctionCode</b>						
21000- 0000- 44500- 0000- 512001- 0000- 00000	ResGtsFedThruSt	30,000.00	30,000.00	9,111.75	20,888.25	
<b>Total for Funds 21000, Func 0000 and Revenue accounts</b>		<b>30,000.00</b>	<b>30,000.00</b>	<b>9,111.75</b>	<b>20,888.25</b>	
<b>Funds 21100 - Unvrsl FreeMeal, Func 0000 - NoFunctionCode</b>						
21100- 0000- 43203- 0000- 512001- 0000- 00000	St.DirectGrants			1,249.67	1,249.67-	
<b>Total for Funds 21100, Func 0000 and Revenue accounts</b>		<b>.00</b>	<b>.00</b>	<b>1,249.67</b>	<b>1,249.67-</b>	
<b>Funds 23000 - Non-InstrctSupp, Func 0000 - NoFunctionCode</b>						
23000- 0000- 41920- 0000- 512001- 0000- 00000	PrivContrbsDntn			6,324.03	6,324.03-	
<b>Total for Funds 23000, Func 0000 and Revenue accounts</b>		<b>.00</b>	<b>.00</b>	<b>6,324.03</b>	<b>6,324.03-</b>	
<b>Funds 24101 - Title I - IASA, Func 0000 - NoFunctionCode</b>						
24101- 0000- 44500- 0000- 512001- 0000- 00000	ResGtsFedThruSt	75,664.00	75,664.00	22,629.38	53,034.62	
24101- 0000- 44504- 0000- 512001- 0000- 00000	Revenue			22,865.61	22,865.61-	
<b>Total for Funds 24101, Func 0000 and Revenue accounts</b>		<b>75,664.00</b>	<b>75,664.00</b>	<b>45,494.99</b>	<b>30,169.01</b>	
<b>Funds 24106 - IDEABEntitlemnt, Func 0000 - NoFunctionCode</b>						
24106- 0000- 44500- 0000- 512001- 0000- 00000	ResGtsFedThruSt	36,527.00	36,527.00	17,722.46	18,804.54	
24106- 0000- 44504- 0000- 512001- 0000- 00000	Revenue			5,589.79	5,589.79-	
<b>Total for Funds 24106, Func 0000 and Revenue accounts</b>		<b>36,527.00</b>	<b>36,527.00</b>	<b>23,312.25</b>	<b>13,214.75</b>	
<b>Funds 24154 - TchPrinTrainRec, Func 0000 - NoFunctionCode</b>						
24154- 0000- 44500- 0000- 512001- 0000- 00000	ResGtsFedThruSt	6,225.00	6,225.00		6,225.00	
24154- 0000- 44504- 0000- 512001- 0000- 00000	Revenue			5,138.87	5,138.87-	
<b>Total for Funds 24154, Func 0000 and Revenue accounts</b>		<b>6,225.00</b>	<b>6,225.00</b>	<b>5,138.87</b>	<b>1,086.13</b>	
<b>Funds 24174 - CP-Second-Curr, Func 0000 - NoFunctionCode</b>						
24174- 0000- 44500- 0000- 512001- 0000- 00000	ResGtsFedThruSt	7,529.00	7,529.00	77.00	7,452.00	
24174- 0000- 44504- 0000- 512001- 0000- 00000	Revenue			2,111.65	2,111.65-	
<b>Total for Funds 24174, Func 0000 and Revenue accounts</b>		<b>7,529.00</b>	<b>7,529.00</b>	<b>2,188.65</b>	<b>5,340.35</b>	
<b>Funds 24189 - SSAE Title IV, Func 0000 - NoFunctionCode</b>						

Selection Grouped by Account Type, Filtered by User Permissions, (Org = 120, Online/Offline = N, Period = 7, UnPosted JEs? = N, Assets and Liabilities? = N, Restricted Accts? = Y, Objc Digits = 0, Page Break Lvl = )

Balances through 01/31/2024					Fiscal Year 2023/24	
Funds- Func- Obj ct - Pr gm- Locat n- JbCl - Opt nl	Description	Adopted Budget	Revised Budget	Revenue	Account Balance	
<b>Funds 24189 - SSAE Title IV, Func 0000 - NoFunctionCode</b>						
24189- 0000- 44500- 0000- 512001- 0000- 00000	ResGtsFedThruSt	10,000.00	10,000.00	2,844.11	7,155.89	
24189- 0000- 44504- 0000- 512001- 0000- 00000	Revenue			2,809.63	2,809.63-	
<b>Total for Funds 24189, Func 0000 and Revenue accounts</b>		<b>10,000.00</b>	<b>10,000.00</b>	<b>5,653.74</b>	<b>4,346.26</b>	
<b>Funds 24190 - Title I CSI, Func 0000 - NoFunctionCode</b>						
24190- 0000- 44500- 0000- 512001- 0000- 00000	ResGtsFedThruSt			91,563.84	91,563.84-	
24190- 0000- 44504- 0000- 512001- 0000- 00000	Revenue	91,564.00	91,564.00		91,564.00	
<b>Total for Funds 24190, Func 0000 and Revenue accounts</b>		<b>91,564.00</b>	<b>91,564.00</b>	<b>91,563.84</b>	<b>.16</b>	
<b>Funds 24308 - CRRSA, ESSER II, Func 0000 - NoFunctionCode</b>						
24308- 0000- 44504- 0000- 512001- 0000- 00000	Revenue			73,377.45	73,377.45-	
<b>Total for Funds 24308, Func 0000 and Revenue accounts</b>		<b>.00</b>	<b>.00</b>	<b>73,377.45</b>	<b>73,377.45-</b>	
<b>Funds 24330 - ESSER III, Func 0000 - NoFunctionCode</b>						
24330- 0000- 44500- 0000- 512001- 0000- 00000	ResGtsFedThruSt	237,622.00	237,622.00	86,852.93	150,769.07	
24330- 0000- 44504- 0000- 512001- 0000- 00000	Revenue			41,380.49	41,380.49-	
<b>Total for Funds 24330, Func 0000 and Revenue accounts</b>		<b>237,622.00</b>	<b>237,622.00</b>	<b>128,233.42</b>	<b>109,388.58</b>	
<b>Funds 24346 - IDEA-ARP, Func 0000 - NoFunctionCode</b>						
24346- 0000- 44504- 0000- 512001- 0000- 00000	Revenue			12,192.95	12,192.95-	
<b>Total for Funds 24346, Func 0000 and Revenue accounts</b>		<b>.00</b>	<b>.00</b>	<b>12,192.95</b>	<b>12,192.95-</b>	
<b>Funds 24349 - ARP Preschool, Func 0000 - NoFunctionCode</b>						
24349- 0000- 44500- 0000- 512001- 0000- 00000	ResGtsFedThruSt	1,034.00	1,034.00		1,034.00	
<b>Total for Funds 24349, Func 0000 and Revenue accounts</b>		<b>1,034.00</b>	<b>1,034.00</b>	<b>.00</b>	<b>1,034.00</b>	
<b>Funds 26207 - CNM Foundation, Func 0000 - NoFunctionCode</b>						
26207- 0000- 41921- 0000- 512001- 0000- 00000	InstCatgorical	500.00	500.00		500.00	
<b>Total for Funds 26207, Func 0000 and Revenue accounts</b>		<b>500.00</b>	<b>500.00</b>	<b>.00</b>	<b>500.00</b>	
<b>Funds 27107 - 2012GOBondSB66, Func 0000 - NoFunctionCode</b>						
27107- 0000- 43202- 0000- 512001- 0000- 00000	StFlowThruGrant		4,291.00		4,291.00	
27107- 0000- 43204- 0000- 512001- 0000- 00000	PriorYearBalnce	2,873.00	2,873.00	3,444.00	571.00-	
<b>Total for Funds 27107, Func 0000 and Revenue accounts</b>		<b>2,873.00</b>	<b>7,164.00</b>	<b>3,444.00</b>	<b>3,720.00</b>	
<b>Funds 27109 - IM-GAA of 2019, Func 0000 - NoFunctionCode</b>						
27109- 0000- 43202- 0000- 512001- 0000- 00000	StFlowThruGrant	3,538.00	3,538.00	3,538.15	.15-	
<b>Total for Funds 27109, Func 0000 and Revenue accounts</b>		<b>3,538.00</b>	<b>3,538.00</b>	<b>3,538.15</b>	<b>.15-</b>	
<b>Funds 27407 - FII, Func 0000 - NoFunctionCode</b>						

Selection Grouped by Account Type, Filtered by User Permissions, (Org = 120, Online/Offline = N, Period = 7, UnPosted JEs? = N, Assets and Liabilities? = N, Restricted Accts? = Y, Objct = 4, Obj Digits = 0, Page Break Lvl = )

Balances through 01/31/2024				Fiscal Year 2023/24	
Funds- Func- Obj ct - Pr gm- Locat n- JbCl - Opt nl	Description	Adopted Budget	Revised Budget	Revenue	Account Balance
<b>Funds 27407 - FII, Func 0000 - NoFunctionCode</b>					
27407- 0000- 43202- 0000- 512001- 0000- 00000	StFlowThruGrant	112,478.00	112,478.00	31,580.62	80,897.38
27407- 0000- 43204- 0000- 512001- 0000- 00000	PriorYearBalnce			32,596.92	32,596.92-
<b>Total for Funds 27407, Func 0000 and Revenue accounts</b>		<b>112,478.00</b>	<b>112,478.00</b>	<b>64,177.54</b>	<b>48,300.46</b>
<b>Funds 27502 - Next Gen CTE, Func 0000 - NoFunctionCode</b>					
27502- 0000- 43202- 0000- 512001- 0000- 00000	StFlowThruGrant	57,285.00	57,285.00	367.00	56,918.00
27502- 0000- 43204- 0000- 512001- 0000- 00000	PriorYearBalnce			1,587.78	1,587.78-
<b>Total for Funds 27502, Func 0000 and Revenue accounts</b>		<b>57,285.00</b>	<b>57,285.00</b>	<b>1,954.78</b>	<b>55,330.22</b>
<b>Funds 27901 - Indian Ed Act, Func 0000 - NoFunctionCode</b>					
27901- 0000- 43202- 0000- 512001- 0000- 00000	StFlowThruGrant	54,526.00	54,526.00	5,944.63	48,581.37
<b>Total for Funds 27901, Func 0000 and Revenue accounts</b>		<b>54,526.00</b>	<b>54,526.00</b>	<b>5,944.63</b>	<b>48,581.37</b>
<b>Funds 28211 - Covid-19 Test., Func 0000 - NoFunctionCode</b>					
28211- 0000- 43203- 0000- 512001- 0000- 00000	St.DirectGrants	19,584.00	19,584.00	52,518.62	32,934.62-
<b>Total for Funds 28211, Func 0000 and Revenue accounts</b>		<b>19,584.00</b>	<b>19,584.00</b>	<b>52,518.62</b>	<b>32,934.62-</b>
<b>Funds 31200 - PubSchCapOutlay, Func 0000 - NoFunctionCode</b>					
31200- 0000- 43209- 0000- 512001- 0000- 00000	PSCOC Awards			39,250.75	39,250.75-
<b>Total for Funds 31200, Func 0000 and Revenue accounts</b>		<b>.00</b>	<b>.00</b>	<b>39,250.75</b>	<b>39,250.75-</b>
<b>Funds 31400 - SpcCapOutlaySt, Func 0000 - NoFunctionCode</b>					
31400- 0000- 43202- 0000- 512001- 0000- 00000	StFlowThruGrant	95,000.00	95,000.00		95,000.00
31400- 0000- 43204- 0000- 512001- 0000- 00000	PriorYearBalnce	182,417.00	195,446.00	107,944.42	87,501.58
<b>Total for Funds 31400, Func 0000 and Revenue accounts</b>		<b>277,417.00</b>	<b>290,446.00</b>	<b>107,944.42</b>	<b>182,501.58</b>
<b>Funds 31600 - CapImprvmtsHB33, Func 0000 - NoFunctionCode</b>					
31600- 0000- 41110- 0000- 512001- 0000- 00000	AdValoremTaxDst	116,072.00	116,072.00	73,648.44	42,423.56
<b>Total for Funds 31600, Func 0000 and Revenue accounts</b>		<b>116,072.00</b>	<b>116,072.00</b>	<b>73,648.44</b>	<b>42,423.56</b>
<b>Funds 31700 - CapImprvmtsSB-9, Func 0000 - NoFunctionCode</b>					
31700- 0000- 43204- 0000- 512001- 0000- 00000	PriorYearBalnce	6,059.00	6,059.00		6,059.00
<b>Total for Funds 31700, Func 0000 and Revenue accounts</b>		<b>6,059.00</b>	<b>6,059.00</b>	<b>.00</b>	<b>6,059.00</b>
<b>Funds 31701 - CapImprvsSB9Loc, Func 0000 - NoFunctionCode</b>					
31701- 0000- 41110- 0000- 512001- 0000- 00000	AdValoremTaxDst	58,871.00	58,871.00	37,347.65	21,523.35
<b>Total for Funds 31701, Func 0000 and Revenue accounts</b>		<b>58,871.00</b>	<b>58,871.00</b>	<b>37,347.65</b>	<b>21,523.35</b>
<b>Funds 31703 - SB9StateMAatch, Func 0000 - NoFunctionCode</b>					
31703- 0000- 43202- 0000- 512001- 0000- 00000	StFlowThruGrant			7,973.00	7,973.00-

Selection Grouped by Account Type, Filtered by User Permissions, (Org = 120, Online/Offline = N, Period = 7, UnPosted JEs? = N, Assets and Liabilities? = N, Restricted Accts? = Y, Objct = 4, Obj Digits = 0, Page Break Lvl = )

Balances through 01/31/2024

Fiscal Year 2023/24

Funds- Func- Obj ct - Pr gm- Locat n- JbCl - Opt nl	Description	Adopted Budget	Revised Budget	Revenue	Account Balance
Total for Funds 31703, Func 0000 and Revenue accounts		.00	.00	7,973.00	7,973.00-
Total for Org 120 - Cesar Chavez Community		3,540,773.00	3,558,093.00	2,157,343.24	1,400,749.76



Balances through 01/31/2024						Fiscal Year 2023/24
Funds- Func- Obj ct - Pr gm- Locat n- JbCl - Opt nl	Description	Adopted Budget	Revised Budget	Encumbered	Expenditure	Account Balance
<b>Funds 11000 - Operational, Func 1000 - Instruction</b>						
11000- 1000- 51100- 0000- 512001- 1611- 00000	SalariesExpense,SubsSickL	20,000.00	20,000.00			20,000.00
11000- 1000- 51100- 1010- 512001- 1411- 00000	SalariesExpense,Teachers	470,271.00	470,271.00	303,394.63	233,197.85	66,321.48-
11000- 1000- 51100- 1010- 512001- 1612- 00000	SalariesExpense,SubsOther				1,851.87	1,851.87-
11000- 1000- 51100- 1010- 512001- 1711- 00000	SalariesExpense,InstAsst1	68,080.00	68,080.00		7,042.26	61,037.74
11000- 1000- 51100- 2000- 512001- 1412- 00000	SalariesExpense,Teachers	164,638.00	164,638.00	130,670.67	99,479.49	65,512.16-
11000- 1000- 51300- 1010- 512001- 1411- 00000	AddtnlCompenstn,Teachers	37,023.00	37,023.00	13,973.64	10,325.88	12,723.48
11000- 1000- 51300- 1010- 512001- 1711- 00000	AddtnlCompenstn,InstAsst1	13,000.00	13,000.00	7,345.39	5,954.69	300.08-
11000- 1000- 51300- 9000- 512001- 1411- 00000	AddtnlCompenstn,Teachers	825.00	825.00			825.00
11000- 1000- 52111- 0000- 512001- 1611- 00000	EducRetirement	3,630.00	3,630.00			3,630.00
11000- 1000- 52111- 1010- 512001- 1411- 00000	EducRetirement	92,124.00	92,124.00	57,602.44	44,199.62	9,678.06-
11000- 1000- 52111- 1010- 512001- 1612- 00000	EducRetirement				336.12	336.12-
11000- 1000- 52111- 1010- 512001- 1711- 00000	EducRetirement	14,646.00	14,646.00	1,333.15	2,358.95	10,953.90
11000- 1000- 52111- 2000- 512001- 1412- 00000	EducRetirement	29,882.00	29,882.00	23,716.81	18,055.59	11,890.40-
11000- 1000- 52111- 9000- 512001- 1411- 00000	EducRetirement	150.00	150.00			150.00
11000- 1000- 52112- 0000- 512001- 1611- 00000	ERARetireeHlth	400.00	400.00			400.00
11000- 1000- 52112- 1010- 512001- 1411- 00000	ERARetireeHlth	10,149.00	10,149.00	6,346.95	4,870.17	1,068.12-
11000- 1000- 52112- 1010- 512001- 1612- 00000	ERARetireeHlth				37.04	37.04-
11000- 1000- 52112- 1010- 512001- 1711- 00000	ERARetireeHlth	1,622.00	1,622.00	146.90	259.94	1,215.16
11000- 1000- 52112- 2000- 512001- 1412- 00000	ERARetireeHlth	3,293.00	3,293.00	2,613.39	1,989.57	1,309.96-
11000- 1000- 52112- 9000- 512001- 1411- 00000	ERARetireeHlth	17.00	17.00			17.00
11000- 1000- 52210- 0000- 512001- 1611- 00000	FICA Payments	1,240.00	1,240.00			1,240.00
11000- 1000- 52210- 1010- 512001- 1411- 00000	FICA Payments	31,420.00	31,420.00	18,891.84	14,520.96	1,992.80-
11000- 1000- 52210- 1010- 512001- 1612- 00000	FICA Payments				110.86	110.86-
11000- 1000- 52210- 1010- 512001- 1711- 00000	FICA Payments	5,028.00	5,028.00	455.52	791.76	3,780.72
11000- 1000- 52210- 2000- 512001- 1412- 00000	FICA Payments	10,208.00	10,208.00	7,685.47	5,867.11	3,344.58-
11000- 1000- 52210- 9000- 512001- 1411- 00000	FICA Payments	53.00	53.00			53.00
11000- 1000- 52220- 0000- 512001- 1611- 00000	MedicarePaymnts	290.00	290.00			290.00
11000- 1000- 52220- 1010- 512001- 1411- 00000	MedicarePaymnts	7,363.00	7,363.00	4,418.07	3,395.90	450.97-
11000- 1000- 52220- 1010- 512001- 1612- 00000	MedicarePaymnts				25.92	25.92-
11000- 1000- 52220- 1010- 512001- 1711- 00000	MedicarePaymnts	1,180.00	1,180.00	106.47	185.14	888.39
11000- 1000- 52220- 2000- 512001- 1412- 00000	MedicarePaymnts	2,388.00	2,388.00	1,797.51	1,372.23	781.74-
11000- 1000- 52220- 9000- 512001- 1411- 00000	MedicarePaymnts	12.00	12.00			12.00
11000- 1000- 52311- 0000- 512001- 1611- 00000	Hth&MedPremiums	11,090.00	11,090.00			11,090.00
11000- 1000- 52311- 1010- 512001- 1411- 00000	Hth&MedPremiums	53,973.00	53,973.00	29,189.15	21,200.18	3,583.67
11000- 1000- 52311- 1010- 512001- 1612- 00000	Hth&MedPremiums				255.89	255.89-
11000- 1000- 52311- 1010- 512001- 1711- 00000	Hth&MedPremiums	8,301.00	8,301.00		2,295.39	6,005.61

Selection Grouped by Account Type, Filtered by User Permissions, (Org = 120, Online/Offline = N, Period = 7, UnPosted JEs? = N, Assets and Liabilities? = N, Restricted Accts? = Y, Objct = 5, Obj Digits = 0, Page Break Lvl = )

Balances through 01/31/2024						Fiscal Year 2023/24
Funds- Func- Obj ct - Pr gm- Locat n- JbCl - Opt nl	Description	Adopted Budget	Revised Budget	Encumbered	Expenditure	Account Balance
<b>Funds 11000 - Operational, Func 1000 - Instruction (continued)</b>						
11000- 1000- 52311- 2000- 512001- 1412- 00000	Hth&MedPremiums	22,866.00	22,866.00	15,113.28	9,221.13	1,468.41-
11000- 1000- 52312- 0000- 512001- 1611- 00000	Life	32.00	32.00			32.00
11000- 1000- 52312- 1010- 512001- 1411- 00000	Life	199.00	199.00	139.46	122.57	63.03-
11000- 1000- 52312- 1010- 512001- 1612- 00000	Life				1.44	1.44-
11000- 1000- 52312- 1010- 512001- 1711- 00000	Life	57.00	57.00		13.62	43.38
11000- 1000- 52312- 2000- 512001- 1412- 00000	Life	64.00	64.00	56.16	38.52	30.68-
11000- 1000- 52313- 0000- 512001- 1611- 00000	Dental	411.00	411.00			411.00
11000- 1000- 52313- 1010- 512001- 1411- 00000	Dental	2,914.00	2,914.00	1,483.00	1,132.64	298.36
11000- 1000- 52313- 1010- 512001- 1711- 00000	Dental	484.00	484.00		57.20	426.80
11000- 1000- 52313- 2000- 512001- 1412- 00000	Dental	818.00	818.00	495.30	300.20	22.50
11000- 1000- 52314- 0000- 512001- 1611- 00000	Vision	136.00	136.00			136.00
11000- 1000- 52314- 1010- 512001- 1411- 00000	Vision	533.00	533.00	257.94	204.24	70.82
11000- 1000- 52314- 1010- 512001- 1711- 00000	Vision	46.00	46.00		5.01	40.99
11000- 1000- 52314- 2000- 512001- 1412- 00000	Vision	208.00	208.00	47.71	37.12	123.17
11000- 1000- 52315- 0000- 512001- 1611- 00000	Disability	384.00	384.00			384.00
11000- 1000- 52315- 1010- 512001- 1411- 00000	Disability	809.00	809.00	411.72	397.32	.04-
11000- 1000- 52315- 1010- 512001- 1711- 00000	Disability	128.00	128.00		27.65	100.35
11000- 1000- 52315- 2000- 512001- 1412- 00000	Disability	336.00	336.00	156.07	100.96	78.97
11000- 1000- 52500- 0000- 512001- 1611- 00000	UnemploymntComp	100.00	100.00			100.00
11000- 1000- 52500- 1010- 512001- 1411- 00000	UnemploymntComp	618.00	618.00	625.38	330.04	337.42-
11000- 1000- 52500- 1010- 512001- 1612- 00000	UnemploymntComp				6.11	6.11-
11000- 1000- 52500- 1010- 512001- 1711- 00000	UnemploymntComp	176.00	176.00	23.12	34.88	118.00
11000- 1000- 52500- 2000- 512001- 1412- 00000	UnemploymntComp	200.00	200.00	245.39	220.47	265.86-
11000- 1000- 52710- 0000- 512001- 1611- 00000	WorkersCompPrem	235.00	235.00		235.00	
11000- 1000- 52710- 1010- 512001- 1411- 00000	WorkersCompPrem	5,343.00	5,343.00		5,068.00	275.00
11000- 1000- 52710- 1010- 512001- 1711- 00000	WorkersCompPrem	629.00	629.00		981.00	352.00-
11000- 1000- 52710- 2000- 512001- 1412- 00000	WorkersCompPrem	1,933.00	1,933.00		939.00	994.00
11000- 1000- 52710- 4025- 512001- 1412- 00000	WorkersCompPrem				994.00	994.00-
11000- 1000- 52720- 0000- 512001- 1611- 00000	WorkrsCompERFee	10.00	10.00			10.00
11000- 1000- 52720- 1010- 512001- 1411- 00000	WorkrsCompERFee	62.00	62.00	34.30	29.01	1.31-
11000- 1000- 52720- 1010- 512001- 1711- 00000	WorkrsCompERFee	18.00	18.00		3.11	14.89
11000- 1000- 52720- 2000- 512001- 1412- 00000	WorkrsCompERFee	20.00	20.00	13.80	11.50	5.30-
11000- 1000- 53330- 1010- 512001- 0000- 00000	ProfessDevelop			1,160.00		1,160.00-
11000- 1000- 53330- 2000- 512001- 0000- 00000	ProfessDevelop			870.00		870.00-
11000- 1000- 53414- 1010- 512001- 0000- 00000	OthProfTechSvcs			4,820.00	2,150.35	6,970.35-
11000- 1000- 53711- 1010- 512001- 0000- 00000	Other Charges	1,300.00	1,300.00	1,598.58	24.00	322.58-

Selection Grouped by Account Type, Filtered by User Permissions, (Org = 120, Online/Offline = N, Period = 7, UnPosted JEs? = N, Assets and Liabilities? = N, Restricted Accts? = Y, Objct = 5, Obj Digits = 0, Page Break Lvl = )



Balances through 01/31/2024						Fiscal Year 2023/24
Funds- Func- Obj ct - Pr gm- Locat n- JbCl - Opt nl	Description	Adopted Budget	Revised Budget	Encumbered	Expenditure	Account Balance
<b>Funds 11000 - Operational, Func 1000 - Instruction (continued)</b>						
11000- 1000- 54320- 1010- 512001- 0000- 00000	Tech-R&M	2,300.00	2,300.00			2,300.00
11000- 1000- 54610- 1010- 512001- 0000- 00000	RentLandBldngs	5,000.00	5,000.00	5,000.00		
11000- 1000- 55817- 1010- 512001- 0000- 00000	Student Travel	500.00	500.00	852.00	415.46	767.46-
11000- 1000- 55819- 1010- 512001- 0000- 00000	EmpTravTeachers	400.00	400.00			400.00
11000- 1000- 55915- 1010- 512001- 0000- 00000	OthContractSvcs	3,750.00	3,750.00	3,500.00	5,375.00	5,125.00-
11000- 1000- 55915- 9000- 512001- 0000- 00000	OthContractSvcs				452.00	452.00-
11000- 1000- 56105- 1010- 512001- 0000- 00000	InstMats-Opr	1,500.00	1,500.00		664.89	835.11
11000- 1000- 56105- 3000- 512001- 0000- 00000	InstMats-Opr	1,450.00	1,450.00			1,450.00
11000- 1000- 56106- 1010- 512001- 0000- 00000	OthClassMats-Op	25,849.00	25,849.00	49.02	989.22	24,810.76
11000- 1000- 56109- 1010- 512001- 0000- 00000	InsMatOnlDgtSub				3,050.00	3,050.00-
11000- 1000- 56110- 1010- 512001- 0000- 00000	InsMatCsh50%Oth			516.00	290.75	806.75-
11000- 1000- 56112- 1010- 512001- 0000- 00000	Other Textbooks			1,764.82	743.57	2,508.39-
11000- 1000- 56113- 1010- 512001- 0000- 00000	Software	12,000.00	12,000.00	18,790.00	2,715.92	9,505.92-
11000- 1000- 56118- 1010- 512001- 0000- 00000	GenSuppliesMats	41,579.00	41,579.00	1,444.19	2,116.23	38,018.58
11000- 1000- 56119- 1010- 512001- 0000- 00000	SupplAssets<\$5k	400,500.00	310,500.00	6,523.20	17,004.75	286,972.05
11000- 1000- 57331- 1010- 512001- 0000- 00000	FixedAssets>\$5k	340,363.00	300,363.00			300,363.00
<b>Total for Func 1000 and Expense accounts</b>		<b>1,938,556.00</b>	<b>1,808,556.00</b>	<b>675,678.44</b>	<b>536,484.26</b>	<b>596,393.30</b>
<b>Funds 11000 - Operational, Func 2100 - SuppSvcsStudnts</b>						
11000- 2100- 51100- 0000- 512001- 1217- 00000	SalariesExpense,SecClerTe	51,000.00	51,000.00	23,375.00	27,625.00	
11000- 2100- 51100- 0000- 512001- 1218- 00000	SalariesExpense,SchlStude	129,000.00	129,000.00	38,500.00	54,875.00	35,625.00
11000- 2100- 51100- 4025- 512001- 1214- 00000	SalariesExpense,Couns-Soc	69,600.00	69,600.00	37,700.00	31,305.27	594.73
11000- 2100- 51100- 4025- 512001- 1218- 00000	SalariesExpense,SchlStude	68,900.00	68,900.00	31,579.24	37,320.92	.16-
11000- 2100- 52111- 0000- 512001- 1217- 00000	EducRetirement	9,257.00	9,257.00	4,242.59	5,013.97	.44
11000- 2100- 52111- 0000- 512001- 1218- 00000	EducRetirement	23,414.00	23,414.00	6,987.75	9,959.80	6,466.45
11000- 2100- 52111- 4025- 512001- 1214- 00000	EducRetirement	12,633.00	12,633.00	6,842.55	5,681.91	108.54
11000- 2100- 52111- 4025- 512001- 1218- 00000	EducRetirement	12,506.00	12,506.00	5,731.66	6,773.78	.56
11000- 2100- 52112- 0000- 512001- 1217- 00000	ERARetireeHlth	1,020.00	1,020.00	467.50	552.50	
11000- 2100- 52112- 0000- 512001- 1218- 00000	ERARetireeHlth	2,580.00	2,580.00	770.00	1,097.50	712.50
11000- 2100- 52112- 4025- 512001- 1214- 00000	ERARetireeHlth	1,392.00	1,392.00	754.00	626.11	11.89
11000- 2100- 52112- 4025- 512001- 1218- 00000	ERARetireeHlth	1,378.00	1,378.00	631.62	746.46	.08-
11000- 2100- 52210- 0000- 512001- 1217- 00000	FICA Payments	3,162.00	3,162.00	1,396.01	1,650.49	115.50
11000- 2100- 52210- 0000- 512001- 1218- 00000	FICA Payments	7,998.00	7,998.00	2,137.41	3,094.75	2,765.84
11000- 2100- 52210- 4025- 512001- 1214- 00000	FICA Payments	4,316.00	4,316.00	2,223.39	1,845.03	247.58
11000- 2100- 52210- 4025- 512001- 1218- 00000	FICA Payments	4,272.00	4,272.00	1,888.92	2,233.29	149.79
11000- 2100- 52220- 0000- 512001- 1217- 00000	MedicarePaymnts	740.00	740.00	326.48	385.99	27.53
11000- 2100- 52220- 0000- 512001- 1218- 00000	MedicarePaymnts	1,871.00	1,871.00	499.84	723.75	647.41
Selection Grouped by Account Type, Filtered by User Permissions, (Org = 120, Online/Offline = N, Period = 7, UnPosted JEs? = N, Assets and Liabilities? = N, Restricted Accts? = Y, Objct = 5, Obj Digits = 0, Page Break Lvl = )						SCHOOLABILITY

Balances through 01/31/2024						Fiscal Year 2023/24	
Funds- Func- Obj ct - Pr gm- Locat n- JbCl - Opt nl	Description	Adopted Budget	Revised Budget	Encumbered	Expenditure	Account Balance	
<b>Funds 11000 - Operational, Func 2100 - SuppSvcsStudnts (continued)</b>							
11000- 2100- 52220- 4025- 512001- 1214- 00000	MedicarePaymnts	1,010.00	1,010.00	520.00	431.50	58.50	
11000- 2100- 52220- 4025- 512001- 1218- 00000	MedicarePaymnts	1,000.00	1,000.00	441.76	522.29	35.95	
11000- 2100- 52311- 0000- 512001- 1217- 00000	Hth&MedPremiums	6,716.00	6,716.00	3,283.06	3,817.01	384.07-	
11000- 2100- 52311- 0000- 512001- 1218- 00000	Hth&MedPremiums	24,404.00	24,404.00	9,023.30	10,827.48	4,553.22	
11000- 2100- 52311- 4025- 512001- 1214- 00000	Hth&MedPremiums	7,751.00	7,751.00	4,198.35	3,346.08	206.57	
11000- 2100- 52311- 4025- 512001- 1218- 00000	Hth&MedPremiums	5,102.00	5,102.00	2,462.90	2,677.75	38.65-	
11000- 2100- 52312- 0000- 512001- 1217- 00000	Life	32.00	32.00	15.84	18.36	2.20-	
11000- 2100- 52312- 0000- 512001- 1218- 00000	Life	64.00	64.00	15.84	25.20	22.96	
11000- 2100- 52312- 4025- 512001- 1214- 00000	Life	32.00	32.00	18.72	15.72	2.44-	
11000- 2100- 52312- 4025- 512001- 1218- 00000	Life	32.00	32.00	15.84	18.36	2.20-	
11000- 2100- 52313- 0000- 512001- 1217- 00000	Dental	258.00	258.00	125.84	158.73	26.57-	
11000- 2100- 52313- 0000- 512001- 1218- 00000	Dental	857.00	857.00	329.34	427.86	99.80	
11000- 2100- 52313- 4025- 512001- 1214- 00000	Dental	121.00	121.00	65.13	52.25	3.62	
11000- 2100- 52313- 4025- 512001- 1218- 00000	Dental	241.00	241.00	110.11	131.56	.67-	
11000- 2100- 52314- 0000- 512001- 1217- 00000	Vision	57.00	57.00	27.61	32.61	3.22-	
11000- 2100- 52314- 0000- 512001- 1218- 00000	Vision	150.00	150.00	40.37	57.42	52.21	
11000- 2100- 52314- 4025- 512001- 1214- 00000	Vision	53.00	53.00	28.47	22.85	1.68	
11000- 2100- 52314- 4025- 512001- 1218- 00000	Vision	53.00	53.00	24.09	26.61	2.30	
11000- 2100- 52315- 0000- 512001- 1218- 00000	Disability	195.00	195.00		37.55	157.45	
11000- 2100- 52315- 4025- 512001- 1214- 00000	Disability	262.00	262.00	131.17	113.48	17.35	
11000- 2100- 52500- 0000- 512001- 1217- 00000	UnemploymntComp	100.00	100.00	77.11	24.78	1.89-	
11000- 2100- 52500- 0000- 512001- 1218- 00000	UnemploymntComp	200.00	200.00	72.94	44.59	82.47	
11000- 2100- 52500- 4025- 512001- 1214- 00000	UnemploymntComp	100.00	100.00	85.47	17.18	2.65-	
11000- 2100- 52500- 4025- 512001- 1218- 00000	UnemploymntComp	100.00	100.00	85.63	18.94	4.57-	
11000- 2100- 52710- 0000- 512001- 1217- 00000	WorkersCompPrem	599.00	599.00		599.00		
11000- 2100- 52710- 0000- 512001- 1218- 00000	WorkersCompPrem	1,515.00	1,515.00		1,515.00		
11000- 2100- 52710- 4025- 512001- 1214- 00000	WorkersCompPrem	817.00	817.00		817.00		
11000- 2100- 52710- 4025- 512001- 1218- 00000	WorkersCompPrem	809.00	809.00		809.00		
11000- 2100- 52720- 0000- 512001- 1217- 00000	WorkrsCompERFee	10.00	10.00	4.60	4.60	.80	
11000- 2100- 52720- 0000- 512001- 1218- 00000	WorkrsCompERFee	20.00	20.00	4.60	6.90	8.50	
11000- 2100- 52720- 4025- 512001- 1214- 00000	WorkrsCompERFee	10.00	10.00	4.60	4.60	.80	
11000- 2100- 52720- 4025- 512001- 1218- 00000	WorkrsCompERFee	10.00	10.00	4.60	4.60	.80	
11000- 2100- 53211- 2000- 512001- 0000- 00000	DiagsContracted	22,000.00	22,000.00	32,240.40	7,922.66	18,163.06-	
11000- 2100- 53212- 2000- 512001- 0000- 00000	SpeechThrpsCont	9,000.00	9,000.00	2,212.50	6,787.50		
11000- 2100- 53213- 2000- 512001- 0000- 00000	OccThrpstCont	4,000.00	4,000.00	2,088.75	1,911.25		
11000- 2100- 53215- 2000- 512001- 0000- 00000	PsycholgtsCont	20,000.00	20,000.00	20,000.00			

Selection Grouped by Account Type, Filtered by User Permissions, (Org = 120, Online/Offline = N, Period = 7, UnPosted JEs? = N, Assets and Liabilities? = N, Restricted Accts? = Y, Objc Digits = 0, Page Break Lvl = )



Balances through 01/31/2024						Fiscal Year 2023/24	
Funds- Func- Obj ct - Pr gm- Locat n- Jb Cl - Opt nl	Description	Adopted Budget	Revised Budget	Encumbered	Expenditure	Account Balance	
<b>Funds 11000 - Operational, Func 2100 - SuppSvcsStudnts (continued)</b>							
11000- 2100- 53216- 2000- 512001- 0000- 00000	AudiologistsCnt				145.74	145.74-	
11000- 2100- 53217- 2000- 512001- 0000- 00000	IntrpretersCont			146.18	564.62	710.80-	
11000- 2100- 53330- 0000- 512001- 0000- 00000	ProfessDevelop			290.00		290.00-	
11000- 2100- 53414- 0000- 512001- 0000- 00000	OthProfTechSvcs		30,000.00	2,757.56	19,449.24	7,793.20	
11000- 2100- 53711- 0000- 512001- 0000- 00000	Other Charges			300.00		300.00-	
11000- 2100- 54320- 0000- 512001- 0000- 00000	Tech-R&M	21,000.00	21,000.00			21,000.00	
11000- 2100- 55915- 0000- 512001- 0000- 00000	OthContractSvcs	3,776.00	3,776.00	7,360.30	3,415.70	7,000.00-	
11000- 2100- 56113- 0000- 512001- 0000- 00000	Software	25,000.00	25,000.00	4,100.73	21,859.27	960.00-	
11000- 2100- 56118- 0000- 512001- 0000- 00000	GenSuppliesMats	1,000.00	1,000.00	656.36	2,134.42	1,790.78-	
11000- 2100- 56118- 2000- 512001- 0000- 00000	GenSuppliesMats	200.00	200.00			200.00	
<b>Total for Func 2100 and Expense accounts</b>		<b>563,695.00</b>	<b>593,695.00</b>	<b>259,424.03</b>	<b>282,328.78</b>	<b>51,942.19</b>	
<b>Funds 11000 - Operational, Func 2200 - Suppt Svcs Inst</b>							
11000- 2200- 53330- 0000- 512001- 0000- 00000	ProfessDevelop	1,000.00	1,000.00	240.00		760.00	
11000- 2200- 55915- 0000- 512001- 0000- 00000	OthContractSvcs	10,000.00	15,100.00	2,425.90	7,574.10	5,100.00	
11000- 2200- 56113- 0000- 512001- 0000- 00000	Software	4,000.00	4,000.00	5,384.90		1,384.90-	
11000- 2200- 56118- 0000- 512001- 0000- 00000	GenSuppliesMats	1,852.00	1,852.00	2,484.00	299.92	931.92-	
11000- 2200- 56119- 0000- 512001- 0000- 00000	SupplAssets<\$5k		5,000.00		488.75	4,511.25	
<b>Total for Func 2200 and Expense accounts</b>		<b>16,852.00</b>	<b>26,952.00</b>	<b>10,534.80</b>	<b>8,362.77</b>	<b>8,054.43</b>	
<b>Funds 11000 - Operational, Func 2300 - SupptSvcs-Admin</b>							
11000- 2300- 51100- 0000- 512001- 1111- 00000	SalariesExpense,Superinte	112,174.00	112,174.00	51,413.12	60,760.96	.08-	
11000- 2300- 52111- 0000- 512001- 1111- 00000	EducRetirement	20,360.00	20,360.00	9,331.52	11,028.16	.32	
11000- 2300- 52112- 0000- 512001- 1111- 00000	ERARetireeHlth	2,244.00	2,244.00	1,028.28	1,215.24	.48	
11000- 2300- 52210- 0000- 512001- 1111- 00000	FICA Payments	6,955.00	6,955.00	3,113.55	3,680.85	160.60	
11000- 2300- 52220- 0000- 512001- 1111- 00000	MedicarePaymnts	1,627.00	1,627.00	728.20	860.88	37.92	
11000- 2300- 52311- 0000- 512001- 1111- 00000	Hth&MedPremiums	5,767.00	5,767.00	2,713.15	3,007.26	46.59	
11000- 2300- 52312- 0000- 512001- 1111- 00000	Life	30.00	30.00	14.96	17.35	2.31-	
11000- 2300- 52313- 0000- 512001- 1111- 00000	Dental	111.00	111.00	52.03	58.63	.34	
11000- 2300- 52314- 0000- 512001- 1111- 00000	Vision	49.00	49.00	22.77	25.67	.56	
11000- 2300- 52500- 0000- 512001- 1111- 00000	UnemploymntComp	92.00	92.00	67.94	30.84	6.78-	
11000- 2300- 52710- 0000- 512001- 1111- 00000	WorkersCompPrem	1,317.00	1,317.00		1,317.00		
11000- 2300- 52720- 0000- 512001- 1111- 00000	WorkrsCompERFee	9.00	9.00	4.34	4.34	.32	
11000- 2300- 53330- 0000- 512001- 0000- 00000	ProfessDevelop			500.00		500.00-	
11000- 2300- 53411- 0000- 512001- 0000- 00000	Auditing	23,000.00	23,000.00	6,102.87	16,897.13		
11000- 2300- 53413- 0000- 512001- 0000- 00000	Legal	31,000.00	31,000.00	17,546.85	13,453.15		
11000- 2300- 53711- 0000- 512001- 0000- 00000	Other Charges	200.00	200.00			200.00	
11000- 2300- 55400- 0000- 512001- 0000- 00000	Advertising	10,000.00	10,000.00	850.54	2,533.80	6,615.66	
Selection Grouped by Account Type, Filtered by User Permissions, (Org = 120, Online/Offline = N, Period = 7, UnPosted JEs? = N, Assets and Liabilities? = N, Restricted Accts? = Y, Objct = 5, Obj Digits = 0, Page Break Lvl = )						SCHOOLABILITY	

Balances through 01/31/2024						Fiscal Year 2023/24
Funds- Func- Obj ct - Pr gm- Locat n- Jb Cl - Opt nl	Description	Adopted Budget	Revised Budget	Encumbered	Expenditure	Account Balance
<b>Funds 11000 - Operational, Func 2300 - SupptSvcs-Admin (continued)</b>						
11000- 2300- 55812- 0000- 512001- 0000- 00000	Board Training	1,000.00	1,000.00			1,000.00
11000- 2300- 55915- 0000- 512001- 0000- 00000	OthContractSvcs	8,650.00	8,650.00	8,384.21	7,531.61	7,265.82-
<b>Total for Func 2300 and Expense accounts</b>		<b>224,585.00</b>	<b>224,585.00</b>	<b>101,874.33</b>	<b>122,422.87</b>	<b>287.80</b>
<b>Funds 11000 - Operational, Func 2400 - SupSvcsSchAdmin</b>						
11000- 2400- 51100- 0000- 512001- 1217- 00000	SalariesExpense,SecClerTe	42,000.00	42,000.00	19,250.00	22,750.00	
11000- 2400- 51300- 0000- 512001- 1217- 00000	AddtnlCompenstn,SecClerTe	5,125.00	5,125.00	1,375.00	1,625.00	2,125.00
11000- 2400- 52111- 0000- 512001- 1217- 00000	EducRetirement	8,554.00	8,554.00	3,743.41	4,424.03	386.56
11000- 2400- 52112- 0000- 512001- 1217- 00000	ERARetireeHlth	943.00	943.00	412.50	487.50	43.00
11000- 2400- 52210- 0000- 512001- 1217- 00000	FICA Payments	2,924.00	2,924.00	1,271.93	1,502.40	149.67
11000- 2400- 52220- 0000- 512001- 1217- 00000	MedicarePaymnts	685.00	685.00	297.44	351.34	36.22
11000- 2400- 52312- 0000- 512001- 1217- 00000	Life	32.00	32.00	15.84	18.36	2.20-
11000- 2400- 52313- 0000- 512001- 1217- 00000	Dental	822.00	822.00	376.42	479.06	33.48-
11000- 2400- 52314- 0000- 512001- 1217- 00000	Vision	136.00	136.00	62.26	74.27	.53-
11000- 2400- 52315- 0000- 512001- 1217- 00000	Disability				.47	.47-
11000- 2400- 52500- 0000- 512001- 1217- 00000	UnemploymntComp	100.00	100.00	68.09	22.86	9.05
11000- 2400- 52710- 0000- 512001- 1217- 00000	WorkersCompPrem	493.00	493.00		493.00	
11000- 2400- 52720- 0000- 512001- 1217- 00000	WorkrsCompERFee	10.00	10.00	4.60	4.60	.80
11000- 2400- 53330- 0000- 512001- 0000- 00000	ProfessDevelop			1,401.00	80.00	1,481.00-
11000- 2400- 53414- 0000- 512001- 0000- 00000	OthProfTechSvcs				6,098.74	6,098.74-
11000- 2400- 53711- 0000- 512001- 0000- 00000	Other Charges	100.00	100.00		247.39	147.39-
11000- 2400- 55813- 0000- 512001- 0000- 00000	EmpTravNonTeach	1,000.00	1,000.00		125.00	875.00
11000- 2400- 55915- 0000- 512001- 0000- 00000	OthContractSvcs	800.00	800.00	600.00		200.00
11000- 2400- 56113- 0000- 512001- 0000- 00000	Software				2,324.70	2,324.70-
11000- 2400- 56118- 0000- 512001- 0000- 00000	GenSuppliesMats	13,512.00	13,512.00	691.59	3,547.56	9,272.85
11000- 2400- 56119- 0000- 512001- 0000- 00000	SupplAssets<\$5k			86.98	201.96	288.94-
<b>Total for Func 2400 and Expense accounts</b>		<b>77,236.00</b>	<b>77,236.00</b>	<b>29,657.06</b>	<b>44,858.24</b>	<b>2,720.70</b>
<b>Funds 11000 - Operational, Func 2500 - Central Svcs</b>						
11000- 2500- 53414- 0000- 512001- 0000- 00000	OthProfTechSvcs		22,900.00	77,495.54	66,458.46	121,054.00-
11000- 2500- 53711- 0000- 512001- 0000- 00000	Other Charges	350.00	350.00	468.00	59.00	177.00-
11000- 2500- 53711- 1010- 512001- 0000- 00000	Other Charges			59.00		59.00-
11000- 2500- 54320- 0000- 512001- 0000- 00000	Tech-R&M	188,954.00	188,954.00	25,655.42	22,129.38	141,169.20
11000- 2500- 54620- 0000- 512001- 0000- 00000	RentlEquipVehcl	19,659.00	19,659.00	9,704.24	11,539.20	1,584.44-
11000- 2500- 55400- 0000- 512001- 0000- 00000	Advertising	10,000.00	10,000.00	7,673.35	14,326.65	12,000.00-
11000- 2500- 55915- 0000- 512001- 0000- 00000	OthContractSvcs	600.00	600.00	250.00	800.00	450.00-
11000- 2500- 56113- 0000- 512001- 0000- 00000	Software	18,102.00	18,102.00	27,202.00	20,005.34	29,105.34-
11000- 2500- 56118- 0000- 512001- 0000- 00000	GenSuppliesMats	5,100.00	5,100.00	1,641.39	1,965.31	1,493.30

Selection Grouped by Account Type, Filtered by User Permissions, (Org = 120, Online/Offline = N, Period = 7, UnPosted JEs? = N, Assets and Liabilities? = N, Restricted Accts? = Y, Objct = 5, Obj Digits = 0, Page Break Lvl = )



Balances through 01/31/2024						Fiscal Year 2023/24
Funds - Func - Obj ct - Pr gm- Locat n- JbCl - Opt nl	Description	Adopted Budget	Revised Budget	Encumbered	Expenditure	Account Balance
<b>Total for Func 2500 and Expense accounts</b>		<b>242,765.00</b>	<b>265,665.00</b>	<b>150,148.94</b>	<b>137,283.34</b>	<b>21,767.28-</b>
<b>Funds 11000 - Operational, Func 2600 - Op&amp;MaintofPlant</b>						
11000-2600-54311-0000-512001-0000-00000	MntRepFrnFixEqp				104.58	104.58-
11000-2600-54312-0000-512001-0000-00000	MntRepBlgsGrnds	19,000.00	19,000.00	20,802.81	6,193.47	7,996.28-
11000-2600-54411-0000-512001-0000-00000	Electricity	31,200.00	31,200.00	14,847.97	16,352.03	
11000-2600-54412-0000-512001-0000-00000	NatGasBuildings	4,000.00	4,000.00	2,866.74	1,165.07	31.81-
11000-2600-54415-0000-512001-0000-00000	Water/Sewage	10,200.00	10,200.00	7,671.49	2,539.64	11.13-
11000-2600-54416-0000-512001-0000-00000	CommunicatnSvcs	21,000.00	21,000.00	8,166.16	16,204.63	3,370.79-
11000-2600-54610-0000-512001-0000-00000	RentLndBldngs		25,000.00			25,000.00
11000-2600-55200-0000-512001-0000-00000	PropertyLiablns	12,768.00	12,768.00		12,768.00	
11000-2600-55915-0000-512001-0000-00000	OthContractSvcs	73,887.00	73,887.00	65,911.64	35,719.88	27,744.52-
11000-2600-56118-0000-512001-0000-00000	GenSuppliesMats	10,000.00	10,000.00	2,565.27	454.86	6,979.87
11000-2600-56119-0000-512001-0000-00000	SupplAssets<\$5k	1,500.00	1,500.00			1,500.00
<b>Total for Func 2600 and Expense accounts</b>		<b>183,555.00</b>	<b>208,555.00</b>	<b>122,832.08</b>	<b>91,502.16</b>	<b>5,779.24-</b>
<b>Funds 11000 - Operational, Func 2900 - Oth Suppt Svcs</b>						
11000-2900-58215-0000-512001-0000-00000	RestrictExpend	291,239.00	291,239.00			291,239.00
<b>Total for Func 2900 and Expense accounts</b>		<b>291,239.00</b>	<b>291,239.00</b>	<b>.00</b>	<b>.00</b>	<b>291,239.00</b>
<b>Funds 11000 - Operational, Func 3100 - FoodSvcsOpertns</b>						
11000-3100-56116-0000-512001-0000-00000	Food		1,000.00		300.37	699.63
11000-3100-56118-0000-512001-0000-00000	GenSuppliesMats	250.00	1,250.00	13.99	482.68	753.33
<b>Total for Func 3100 and Expense accounts</b>		<b>250.00</b>	<b>2,250.00</b>	<b>13.99</b>	<b>783.05</b>	<b>1,452.96</b>
<b>Funds 11000 - Operational, Func 4000 - Capital Outlay</b>						
11000-4000-54640-0000-512001-0000-00000	RentalLease2Pur		40,000.00	55,829.97	40,000.00	55,829.97-
<b>Total for Func 4000 and Expense accounts</b>		<b>.00</b>	<b>40,000.00</b>	<b>55,829.97</b>	<b>40,000.00</b>	<b>55,829.97-</b>
<b>Total for Funds 11000</b>		<b>3,538,733.00</b>	<b>3,538,733.00</b>	<b>1,405,993.64</b>	<b>1,264,025.47</b>	<b>868,713.89</b>
<b>Funds 21000 - Food Svcs, Func 3100 - FoodSvcsOpertns</b>						
21000-3100-56116-0000-512001-0000-00000	Food	53,371.00	53,371.00	19,757.50	17,097.50	16,516.00
<b>Total for Funds 21000, Func 3100 and Expense accounts</b>		<b>53,371.00</b>	<b>53,371.00</b>	<b>19,757.50</b>	<b>17,097.50</b>	<b>16,516.00</b>
<b>Funds 23000 - Non-InstrctSupp, Func 1000 - Instruction</b>						
23000-1000-53711-9000-512001-0000-00000	Other Charges				33.62	33.62-
23000-1000-56118-0000-512001-0000-00000	GenSuppliesMats			780.20	789.97	1,570.17-
23000-1000-56118-1010-512001-0000-00000	GenSuppliesMats			447.10	1,601.06	2,048.16-
23000-1000-56118-9000-512001-0000-00000	GenSuppliesMats	2,158.00	2,158.00		2,501.05	343.05-
<b>Total for Funds 23000, Func 1000 and Expense accounts</b>		<b>2,158.00</b>	<b>2,158.00</b>	<b>1,227.30</b>	<b>4,925.70</b>	<b>3,995.00-</b>
<b>Funds 24101 - Title I - IASA, Func 1000 - Instruction</b>						

Selection Grouped by Account Type, Filtered by User Permissions, (Org = 120, Online/Offline = N, Period = 7, UnPosted JE? = N, Assets and Liabilities? = N, Restricted Accts? = Y, Objct = 5, Obj Digits = 0, Page Break Lvl = )



Balances through 01/31/2024						Fiscal Year 2023/24
Funds- Func- Obj ct - Pr gm- Locat n- JbCl - Opt nl	Description	Adopted Budget	Revised Budget	Encumbered	Expenditure	Account Balance
<b>Funds 24101 - Title I - IASA, Func 1000 - Instruction</b>						
24101- 1000- 51100- 1010- 512001- 1711- 00000	SalariesExpense,InstAsst1	53,703.00	53,703.00	16,771.04	19,908.65	17,023.31
24101- 1000- 51300- 1010- 512001- 1711- 00000	AddtnlCompenstrn,InstAsst1			1,354.21	1,145.87	2,500.08-
24101- 1000- 52111- 1010- 512001- 1711- 00000	EducRetirement	9,605.00	9,605.00	3,289.78	3,821.43	2,493.79
24101- 1000- 52112- 1010- 512001- 1711- 00000	ERARetireeHlth	1,075.00	1,075.00	362.57	421.14	291.29
24101- 1000- 52210- 1010- 512001- 1711- 00000	FICA Payments	3,331.00	3,331.00	1,118.26	1,293.43	919.31
24101- 1000- 52220- 1010- 512001- 1711- 00000	MedicarePaymnts	781.00	781.00	261.56	302.51	216.93
24101- 1000- 52311- 1010- 512001- 1711- 00000	Hth&MedPremiums	2,069.00	2,069.00	359.84	867.59	841.57
24101- 1000- 52312- 1010- 512001- 1711- 00000	Life	44.00	44.00	14.56	14.98	14.46
24101- 1000- 52313- 1010- 512001- 1711- 00000	Dental	42.00	42.00			42.00
24101- 1000- 52314- 1010- 512001- 1711- 00000	Vision	10.00	10.00			10.00
24101- 1000- 52315- 1010- 512001- 1711- 00000	Disability	58.00	58.00	6.57	18.54	32.89
24101- 1000- 52500- 1010- 512001- 1711- 00000	UnemploymntComp	134.00	134.00	59.80	33.03	41.17
24101- 1000- 52710- 1010- 512001- 1711- 00000	WorkersCompPrem	852.00	852.00		852.00	
24101- 1000- 52720- 1010- 512001- 1711- 00000	WorkrsCompERFee	14.00	14.00	3.56	5.74	4.70
24101- 1000- 56118- 1010- 512001- 0000- 00000	GenSuppliesMats	750.00	750.00			750.00
<b>Total for Func 1000 and Expense accounts</b>		<b>72,468.00</b>	<b>72,468.00</b>	<b>23,601.75</b>	<b>28,684.91</b>	<b>20,181.34</b>
<b>Funds 24101 - Title I - IASA, Func 2400 - SupSvcsSchAdmin</b>						
24101- 2400- 51300- 0000- 512001- 1217- 00000	AddtnlCompenstrn,SecClerTe	2,500.00	2,500.00	1,145.87	1,354.21	.08-
24101- 2400- 52111- 0000- 512001- 1217- 00000	EducRetirement	454.00	454.00	208.01	245.83	.16
24101- 2400- 52112- 0000- 512001- 1217- 00000	ERARetireeHlth	50.00	50.00	22.88	27.04	.08
24101- 2400- 52210- 0000- 512001- 1217- 00000	FICA Payments	155.00	155.00	71.06	83.98	.04-
24101- 2400- 52220- 0000- 512001- 1217- 00000	MedicarePaymnts	37.00	37.00	16.61	19.63	.76
24101- 2400- 52500- 0000- 512001- 1217- 00000	UnemploymntComp			3.74	1.26	5.00-
<b>Total for Func 2400 and Expense accounts</b>		<b>3,196.00</b>	<b>3,196.00</b>	<b>1,468.17</b>	<b>1,731.95</b>	<b>4.12-</b>
<b>Total for Funds 24101</b>		<b>75,664.00</b>	<b>75,664.00</b>	<b>25,069.92</b>	<b>30,416.86</b>	<b>20,177.22</b>
<b>Funds 24106 - IDEABEntitlemnt, Func 1000 - Instruction</b>						
24106- 1000- 51100- 2000- 512001- 1412- 00000	SalariesExpense,Teachers	24,921.00	24,921.00	5,269.29	14,024.31	5,627.40
24106- 1000- 52111- 2000- 512001- 1412- 00000	EducRetirement	5,475.00	5,475.00	956.41	2,545.46	1,973.13
24106- 1000- 52112- 2000- 512001- 1412- 00000	ERARetireeHlth	499.00	499.00	105.43	280.52	113.05
24106- 1000- 52210- 2000- 512001- 1412- 00000	FICA Payments	1,546.00	1,546.00	314.86	827.62	403.52
24106- 1000- 52220- 2000- 512001- 1412- 00000	MedicarePaymnts	362.00	362.00	73.58	193.53	94.89
24106- 1000- 52311- 2000- 512001- 1412- 00000	Hth&MedPremiums	3,076.00	3,076.00	430.30	1,527.62	1,118.08
24106- 1000- 52312- 2000- 512001- 1412- 00000	Life	12.00	12.00	2.73	6.11	3.16
24106- 1000- 52313- 2000- 512001- 1412- 00000	Dental	163.00	163.00	9.62	44.80	108.58
24106- 1000- 52314- 2000- 512001- 1412- 00000	Vision	19.00	19.00	4.29	2.97	11.74

Selection Grouped by Account Type, Filtered by User Permissions, (Org = 120, Online/Offline = N, Period = 7, UnPosted JEs? = N, Assets and Liabilities? = N, Restricted Accts? = Y, Objct = 5, Obj Digits = 0, Page Break Lvl = )



Balances through 01/31/2024						Fiscal Year 2023/24	
Funds- Func- Obj ct - Pr gm- Locat n- Jb Cl - Opt nl	Description	Adopted Budget	Revised Budget	Encumbered	Expenditure	Account Balance	
<b>Funds 24106 - IDEABEntitlemnt, Func 1000 - Instruction (continued)</b>							
24106- 1000- 52315- 2000- 512001- 1412- 00000	Disability				24.01	24.01-	
24106- 1000- 52500- 2000- 512001- 1412- 00000	UnemploymntComp	36.00	36.00	12.06	36.85	12.91-	
24106- 1000- 52710- 2000- 512001- 1412- 00000	WorkersCompPrem	414.00	414.00		414.00		
24106- 1000- 52720- 2000- 512001- 1412- 00000	WorkrsCompERFee	4.00	4.00	.68	2.76	.56	
<b>Total for Funds 24106, Func 1000 and Expense accounts</b>		<b>36,527.00</b>	<b>36,527.00</b>	<b>7,179.25</b>	<b>19,930.56</b>	<b>9,417.19</b>	
<b>Funds 24154 - TchPrinTrainRec, Func 2200 - Suppt Svcs Inst</b>							
24154- 2200- 53330- 0000- 512001- 0000- 00000	ProfessDevelop	6,225.00	6,225.00	2,610.00		3,615.00	
<b>Total for Funds 24154, Func 2200 and Expense accounts</b>		<b>6,225.00</b>	<b>6,225.00</b>	<b>2,610.00</b>	<b>.00</b>	<b>3,615.00</b>	
<b>Funds 24174 - CP-Second-Curr, Func 1000 - Instruction</b>							
24174- 1000- 51100- 1010- 512001- 1411- 00000	SalariesExpense,Teachers	5,837.00	5,837.00			5,837.00	
24174- 1000- 52111- 1010- 512001- 1411- 00000	EducRetirement	452.00	452.00			452.00	
24174- 1000- 52112- 1010- 512001- 1411- 00000	ERARetireeHlth	117.00	117.00			117.00	
24174- 1000- 52210- 1010- 512001- 1411- 00000	FICA Payments	362.00	362.00			362.00	
24174- 1000- 52220- 1010- 512001- 1411- 00000	MedicarePaymnts	85.00	85.00			85.00	
24174- 1000- 52311- 1010- 512001- 1411- 00000	Hth&MedPremiums	562.00	562.00			562.00	
24174- 1000- 52312- 1010- 512001- 1411- 00000	Life	4.00	4.00			4.00	
24174- 1000- 52313- 1010- 512001- 1411- 00000	Dental	14.00	14.00			14.00	
24174- 1000- 52314- 1010- 512001- 1411- 00000	Vision	6.00	6.00			6.00	
24174- 1000- 52500- 1010- 512001- 1411- 00000	UnemploymntComp	11.00	11.00			11.00	
24174- 1000- 52710- 1010- 512001- 1411- 00000	WorkersCompPrem	77.00	77.00		77.00		
24174- 1000- 52720- 1010- 512001- 1411- 00000	WorkrsCompERFee	2.00	2.00			2.00	
<b>Total for Funds 24174, Func 1000 and Expense accounts</b>		<b>7,529.00</b>	<b>7,529.00</b>	<b>.00</b>	<b>77.00</b>	<b>7,452.00</b>	
<b>Funds 24189 - SSAE Title IV, Func 2100 - SuppSvcsStudnts</b>							
24189- 2100- 51100- 0000- 512001- 1214- 00000	SalariesExpense,Couns-Soc	7,200.00	7,200.00	3,949.01	3,201.25	49.74	
24189- 2100- 52111- 0000- 512001- 1214- 00000	EducRetirement	1,307.00	1,307.00	716.69	580.99	9.32	
24189- 2100- 52112- 0000- 512001- 1214- 00000	ERARetireeHlth	144.00	144.00	79.04	64.06	.90	
24189- 2100- 52210- 0000- 512001- 1214- 00000	FICA Payments	447.00	447.00	235.95	191.32	19.73	
24189- 2100- 52220- 0000- 512001- 1214- 00000	MedicarePaymnts	105.00	105.00	55.25	44.78	4.97	
24189- 2100- 52311- 0000- 512001- 1214- 00000	Hth&MedPremiums	613.00	613.00	322.40	259.96	30.64	
24189- 2100- 52312- 0000- 512001- 1214- 00000	Life	4.00	4.00	2.08	1.66	.26	
24189- 2100- 52313- 0000- 512001- 1214- 00000	Dental	15.00	15.00	7.28	5.90	1.82	
24189- 2100- 52314- 0000- 512001- 1214- 00000	Vision	7.00	7.00	3.12	2.56	1.32	
24189- 2100- 52500- 0000- 512001- 1214- 00000	UnemploymntComp	12.00	12.00	9.00	2.00	1.00	
24189- 2100- 52710- 0000- 512001- 1214- 00000	WorkersCompPrem	144.00	144.00		144.00		
24189- 2100- 52720- 0000- 512001- 1214- 00000	WorkrsCompERFee	2.00	2.00	.50	.47	1.03	

Selection Grouped by Account Type, Filtered by User Permissions, (Org = 120, Online/Offline = N, Period = 7, UnPosted JEs? = N, Assets and Liabilities? = N, Restricted Accts? = Y, Objc Digits = 0, Page Break Lvl = )

Balances through 01/31/2024						Fiscal Year 2023/24
Funds- Func- Obj ct - Pr gm- Locat n- Jb Cl - Opt n l	Description	Adopted Budget	Revised Budget	Encumbered	Expenditure	Account Balance
<b>Total for Funds 24189, Func 2100 and Expense accounts</b>		<b>10,000.00</b>	<b>10,000.00</b>	<b>5,380.32</b>	<b>4,498.95</b>	<b>120.73</b>
<b>Funds 24190 - Title I CSI, Func 1000 - Instruction</b>						
24190- 1000- 51300- 1010- 512001- 1411- 00000	AddnlCompenstn,Teachers		6,727.00		6,000.00	727.00
24190- 1000- 52111- 1010- 512001- 1411- 00000	EducRetirement				1,089.00	1,089.00-
24190- 1000- 52112- 1010- 512001- 1411- 00000	ERARetireeHlth				120.01	120.01-
24190- 1000- 52210- 1010- 512001- 1411- 00000	FICA Payments				372.01	372.01-
24190- 1000- 52220- 1010- 512001- 1411- 00000	MedicarePaymnts				86.97	86.97-
24190- 1000- 53330- 0000- 512001- 0000- 00000	ProfessDevelop	91,564.00				
24190- 1000- 56119- 1010- 512001- 0000- 00000	SupplAssets<\$5k		84,837.00		83,896.01	940.99
<b>Total for Funds 24190, Func 1000 and Expense accounts</b>		<b>91,564.00</b>	<b>91,564.00</b>	<b>.00</b>	<b>91,564.00</b>	<b>.00</b>
<b>Funds 24330 - ESSER III, Func 1000 - Instruction</b>						
24330- 1000- 51100- 0000- 512001- 1611- 00000	SalariesExpense,SubsSickL			9,505.91	6,220.35	15,726.26-
24330- 1000- 51100- 1010- 512001- 1411- 00000	SalariesExpense,Teachers	74,680.00	25,630.00		19,750.02	5,879.98
24330- 1000- 51100- 1010- 512001- 1711- 00000	SalariesExpense,InstAsst1			20,718.75	12,750.00	33,468.75-
24330- 1000- 51100- 2000- 512001- 1412- 00000	SalariesExpense,Teachers	45,279.00	45,279.00		784.32	44,494.68
24330- 1000- 52111- 0000- 512001- 1611- 00000	EducRetirement			1,725.33	1,128.99	2,854.32-
24330- 1000- 52111- 1010- 512001- 1411- 00000	EducRetirement	13,555.00	13,555.00		3,584.63	9,970.37
24330- 1000- 52111- 1010- 512001- 1711- 00000	EducRetirement			3,760.51	2,314.16	6,074.67-
24330- 1000- 52111- 2000- 512001- 1412- 00000	EducRetirement	8,219.00	8,219.00		142.35	8,076.65
24330- 1000- 52112- 0000- 512001- 1611- 00000	ERARetireeHlth			190.11	124.42	314.53-
24330- 1000- 52112- 1010- 512001- 1411- 00000	ERARetireeHlth	1,494.00	1,494.00		395.00	1,099.00
24330- 1000- 52112- 1010- 512001- 1711- 00000	ERARetireeHlth			414.44	255.04	669.48-
24330- 1000- 52112- 2000- 512001- 1412- 00000	ERARetireeHlth	906.00	906.00		15.69	890.31
24330- 1000- 52210- 0000- 512001- 1611- 00000	FICA Payments			589.37	385.66	975.03-
24330- 1000- 52210- 1010- 512001- 1411- 00000	FICA Payments	4,631.00	4,631.00		1,142.15	3,488.85
24330- 1000- 52210- 1010- 512001- 1711- 00000	FICA Payments			1,240.59	763.44	2,004.03-
24330- 1000- 52210- 2000- 512001- 1412- 00000	FICA Payments	2,808.00	2,808.00		46.90	2,761.10
24330- 1000- 52220- 0000- 512001- 1611- 00000	MedicarePaymnts			137.83	90.20	228.03-
24330- 1000- 52220- 1010- 512001- 1411- 00000	MedicarePaymnts	1,084.00	1,084.00		267.10	816.90
24330- 1000- 52220- 1010- 512001- 1711- 00000	MedicarePaymnts			290.16	178.56	468.72-
24330- 1000- 52220- 2000- 512001- 1412- 00000	MedicarePaymnts	657.00	657.00		10.96	646.04
24330- 1000- 52311- 1010- 512001- 1411- 00000	Hth&MedPremiums	7,802.00	7,802.00		3,163.74	4,638.26
24330- 1000- 52311- 1010- 512001- 1711- 00000	Hth&MedPremiums			2,690.48	1,655.68	4,346.16-
24330- 1000- 52311- 2000- 512001- 1412- 00000	Hth&MedPremiums	5,589.00	5,589.00		62.60	5,526.40
24330- 1000- 52312- 1010- 512001- 1411- 00000	Life	39.00	39.00		9.24	29.76
24330- 1000- 52312- 1010- 512001- 1711- 00000	Life			18.72	11.52	30.24-

Selection Grouped by Account Type, Filtered by User Permissions, (Org = 120, Online/Offline = N, Period = 7, UnPosted JEs? = N, Assets and Liabilities? = N, Restricted Accts? = Y, Objct = 5, Obj Digits = 0, Page Break Lvl = )

Balances through 01/31/2024						Fiscal Year 2023/24
Funds- Func- Obj ct - Pr gm- Locat n- JbCl - Opt nl	Description	Adopted Budget	Revised Budget	Encumbered	Expenditure	Account Balance
<b>Funds 24330 - ESSER III, Func 1000 - Instruction (continued)</b>						
24330- 1000- 52312- 2000- 512001- 1412- 00000	Life	21.00	21.00		.41	20.59
24330- 1000- 52313- 1010- 512001- 1411- 00000	Dental	290.00	290.00		127.98	162.02
24330- 1000- 52313- 1010- 512001- 1711- 00000	Dental			148.72	91.52	240.24-
24330- 1000- 52313- 2000- 512001- 1412- 00000	Dental	295.00	295.00		1.44	293.56
24330- 1000- 52314- 1010- 512001- 1411- 00000	Vision	64.00	64.00		19.38	44.62
24330- 1000- 52314- 2000- 512001- 1412- 00000	Vision	34.00	34.00		.63	33.37
24330- 1000- 52315- 1010- 512001- 1411- 00000	Disability	53.00	53.00		39.52	13.48
24330- 1000- 52500- 0000- 512001- 1611- 00000	UnemploymntComp			31.37	20.53	51.90-
24330- 1000- 52500- 1010- 512001- 1411- 00000	UnemploymntComp	120.00	120.00			120.00
24330- 1000- 52500- 1010- 512001- 1711- 00000	UnemploymntComp			68.38	10.52	78.90-
24330- 1000- 52500- 2000- 512001- 1412- 00000	UnemploymntComp	65.00	65.00			65.00
24330- 1000- 52710- 1010- 512001- 1411- 00000	WorkersCompPrem	1,047.00	1,047.00		1,597.00	550.00-
24330- 1000- 52710- 2000- 512001- 1412- 00000	WorkersCompPrem	490.00	490.00		411.00	79.00
24330- 1000- 52720- 0000- 512001- 1611- 00000	WorkrsCompERFee			4.60	2.30	6.90-
24330- 1000- 52720- 1010- 512001- 1411- 00000	WorkrsCompERFee	12.00	12.00		5.06	6.94
24330- 1000- 52720- 1010- 512001- 1711- 00000	WorkrsCompERFee			4.60	2.30	6.90-
24330- 1000- 52720- 2000- 512001- 1412- 00000	WorkrsCompERFee	7.00	7.00		.22	6.78
24330- 1000- 56113- 1010- 512001- 0000- 00000	Software				11,610.00	11,610.00-
24330- 1000- 56118- 1010- 512001- 0000- 00000	GenSuppliesMats				19.49	19.49-
<b>Total for Func 1000 and Expense accounts</b>		<b>169,241.00</b>	<b>120,191.00</b>	<b>41,539.87</b>	<b>69,212.02</b>	<b>9,439.11</b>
<b>Funds 24330 - ESSER III, Func 2100 - SuppSvcsStudnts</b>						
24330- 2100- 51100- 0000- 512001- 1214- 00000	SalariesExpense,Couns-Soc	50,080.00	50,080.00	26,427.70	22,502.12	1,150.18
24330- 2100- 51100- 0000- 512001- 1218- 00000	SalariesExpense,SchlStude		49,000.00	20,625.00	15,000.00	13,375.00
24330- 2100- 52111- 0000- 512001- 1214- 00000	EducRetirement	9,090.00	9,090.00	4,796.61	4,084.11	209.28
24330- 2100- 52111- 0000- 512001- 1218- 00000	EducRetirement			3,743.41	2,722.48	6,465.89-
24330- 2100- 52112- 0000- 512001- 1214- 00000	ERARetireeHlth	1,002.00	1,002.00	528.58	450.05	23.37
24330- 2100- 52112- 0000- 512001- 1218- 00000	ERARetireeHlth			412.50	300.00	712.50-
24330- 2100- 52210- 0000- 512001- 1214- 00000	FICA Payments	3,105.00	3,105.00	1,579.37	1,345.06	180.57
24330- 2100- 52210- 0000- 512001- 1218- 00000	FICA Payments			1,242.12	903.36	2,145.48-
24330- 2100- 52220- 0000- 512001- 1214- 00000	MedicarePaymnts	727.00	727.00	369.33	314.56	43.11
24330- 2100- 52220- 0000- 512001- 1218- 00000	MedicarePaymnts			290.51	211.28	501.79-
24330- 2100- 52311- 0000- 512001- 1214- 00000	Hth&MedPremiums	3,572.00	3,572.00	2,158.00	1,825.97	411.97-
24330- 2100- 52311- 0000- 512001- 1218- 00000	Hth&MedPremiums			2,276.56	1,655.68	3,932.24-
24330- 2100- 52312- 0000- 512001- 1214- 00000	Life	23.00	23.00	13.91	11.74	2.65-
24330- 2100- 52312- 0000- 512001- 1218- 00000	Life			15.84	11.52	27.36-
24330- 2100- 52313- 0000- 512001- 1214- 00000	Dental	85.00	85.00	48.23	41.08	4.31-

Selection Grouped by Account Type, Filtered by User Permissions, (Org = 120, Online/Offline = N, Period = 7, UnPosted JEs? = N, Assets and Liabilities? = N, Restricted Accts? = Y, Objct = 5, Obj Digits = 0, Page Break Lvl = )

Balances through 01/31/2024						Fiscal Year 2023/24
Funds- Func- Obj ct - Pr gm- Locat n- Jb Cl - Opt nl	Description	Adopted Budget	Revised Budget	Encumbered	Expenditure	Account Balance
<b>Funds 24330 - ESSER III, Func 2100 - SuppSvcsStudnts (continued)</b>						
24330-2100-52313-0000-512001-1218-00000	Dental			63.03	45.84	108.87-
24330-2100-52314-0000-512001-1214-00000	Vision	37.00	37.00	21.06	17.94	2.00-
24330-2100-52314-0000-512001-1218-00000	Vision			27.61	20.08	47.69-
24330-2100-52315-0000-512001-1218-00000	Disability			95.76	65.27	161.03-
24330-2100-52500-0000-512001-1214-00000	UnemploymntComp	70.00	70.00	60.39	13.42	3.81-
24330-2100-52500-0000-512001-1218-00000	UnemploymntComp				12.38	12.38-
24330-2100-52710-0000-512001-1214-00000	WorkersCompPrem	583.00	583.00		508.00	75.00
24330-2100-52720-0000-512001-1214-00000	WorkrsCompERFee	7.00	7.00	3.42	3.45	.13
24330-2100-52720-0000-512001-1218-00000	WorkrsCompERFee			4.60	2.30	6.90-
<b>Total for Func 2100 and Expense accounts</b>		<b>68,381.00</b>	<b>117,381.00</b>	<b>64,803.54</b>	<b>52,067.69</b>	<b>509.77</b>
<b>Funds 24330 - ESSER III, Func 2600 - Op&amp;MaintofPlant</b>						
24330-2600-54416-0000-512001-0000-00000	CommunicatnSvcs		50.00	387.07	137.94	475.01-
<b>Total for Func 2600 and Expense accounts</b>		<b>.00</b>	<b>50.00</b>	<b>387.07</b>	<b>137.94</b>	<b>475.01-</b>
<b>Total for Funds 24330</b>		<b>237,622.00</b>	<b>237,622.00</b>	<b>106,730.48</b>	<b>121,417.65</b>	<b>9,473.87</b>
<b>Funds 24349 - ARP Preschool, Func 1000 - Instruction</b>						
24349-1000-51100-2000-512001-1412-00000	SalariesExpense,Teachers	1,034.00	1,034.00			1,034.00
<b>Total for Funds 24349, Func 1000 and Expense accounts</b>		<b>1,034.00</b>	<b>1,034.00</b>	<b>.00</b>	<b>.00</b>	<b>1,034.00</b>
<b>Funds 26207 - CNM Foundation, Func 1000 - Instruction</b>						
26207-1000-56118-1010-512001-0000-00000	GenSuppliesMats	574.00	574.00			574.00
<b>Total for Funds 26207, Func 1000 and Expense accounts</b>		<b>574.00</b>	<b>574.00</b>	<b>.00</b>	<b>.00</b>	<b>574.00</b>
<b>Funds 27107 - 2012GOBondsSB66, Func 2200 - Suppt Svcs Inst</b>						
27107-2200-56114-0000-512001-0000-00000	LibraryAudioVis	2,873.00	7,164.00			7,164.00
<b>Total for Funds 27107, Func 2200 and Expense accounts</b>		<b>2,873.00</b>	<b>7,164.00</b>	<b>.00</b>	<b>.00</b>	<b>7,164.00</b>
<b>Funds 27109 - IM-GAA of 2019, Func 1000 - Instruction</b>						
27109-1000-56107-1010-512001-0000-00000	InsMatCR50%Txbk	3,538.00	3,538.00			3,538.00
<b>Total for Funds 27109, Func 1000 and Expense accounts</b>		<b>3,538.00</b>	<b>3,538.00</b>	<b>.00</b>	<b>.00</b>	<b>3,538.00</b>
<b>Funds 27407 - FII, Func 1000 - Instruction</b>						
27407-1000-51100-1010-512001-1411-00000	SalariesExpense,Teachers		46,332.00	22,945.00	20,591.69	2,795.31
27407-1000-51100-1010-512001-1711-00000	SalariesExpense,InstAsst1	9,818.00	32,213.00	17,448.60	14,764.20	.20
27407-1000-52111-1010-512001-1411-00000	EducRetirement		8,800.00	4,164.55	3,737.40	898.05
27407-1000-52111-1010-512001-1711-00000	EducRetirement	1,782.00	6,047.00	3,166.93	2,679.71	200.36
27407-1000-52112-1010-512001-1411-00000	ERARetireeHlth		927.00	458.90	411.82	56.28
27407-1000-52112-1010-512001-1711-00000	ERARetireeHlth	197.00	645.00	348.92	295.24	.84
27407-1000-52210-1010-512001-1411-00000	FICA Payments		2,792.00	1,382.55	1,240.96	168.49

Selection Grouped by Account Type, Filtered by User Permissions, (Org = 120, Online/Offline = N, Period = 7, UnPosted JEs? = N, Assets and Liabilities? = N, Restricted Accts? = Y, Objct = 5, Obj Digits = 0, Page Break Lvl = )

Balances through 01/31/2024						Fiscal Year 2023/24
Funds- Func- Obj ct - Pr gm- Locat n- JbCl - Opt nl	Description	Adopted Budget	Revised Budget	Encumbered	Expenditure	Account Balance
<b>Funds 27407 - FII, Func 1000 - Instruction (continued)</b>						
27407- 1000- 52210- 1010- 512001- 1711- 00000	FICA Payments	371.00	1,877.00	1,012.96	862.42	1.62
27407- 1000- 52220- 1010- 512001- 1411- 00000	MedicarePaymnts		653.00	323.31	290.21	39.48
27407- 1000- 52220- 1010- 512001- 1711- 00000	MedicarePaymnts	143.00	439.00	236.86	201.66	.48
27407- 1000- 52311- 1010- 512001- 1411- 00000	Hth&MedPremiums		2,844.00	1,412.45	1,259.04	172.51
27407- 1000- 52311- 1010- 512001- 1711- 00000	Hth&MedPremiums	1,827.00	7,921.00	4,438.20	2,553.60	929.20
27407- 1000- 52312- 1010- 512001- 1411- 00000	Life		23.00	11.18	9.98	1.84
27407- 1000- 52312- 1010- 512001- 1711- 00000	Life	9.00	32.00	17.29	11.88	2.83
27407- 1000- 52313- 1010- 512001- 1411- 00000	Dental		158.00	78.13	70.11	9.76
27407- 1000- 52314- 1010- 512001- 1411- 00000	Vision		38.00	17.03	15.29	5.68
27407- 1000- 52315- 1010- 512001- 1711- 00000	Disability	42.00	147.00	80.99	45.46	20.55
27407- 1000- 52500- 1010- 512001- 1411- 00000	UnemploymntComp		65.00	47.08	11.64	6.28
27407- 1000- 52500- 1010- 512001- 1711- 00000	UnemploymntComp	26.00	111.00	57.59	48.73	4.68
27407- 1000- 52710- 1010- 512001- 1711- 00000	WorkersCompPrem	163.00	211.00			211.00
27407- 1000- 52720- 1010- 512001- 1411- 00000	WorkrsCompERFee		100.00	2.76	2.99	94.25
27407- 1000- 52720- 1010- 512001- 1711- 00000	WorkrsCompERFee	3.00	103.00	4.26	4.26	94.48
<b>Total for Func 1000 and Expense accounts</b>		<b>14,381.00</b>	<b>112,478.00</b>	<b>57,655.54</b>	<b>49,108.29</b>	<b>5,714.17</b>
<b>Funds 27407 - FII, Func 2100 - SuppSvcsStudnts</b>						
27407- 2100- 51100- 0000- 512001- 1214- 00000	SalariesExpense,Couns-Soc	69,600.00				
27407- 2100- 52111- 0000- 512001- 1214- 00000	EducRetirement	12,633.00				
27407- 2100- 52112- 0000- 512001- 1214- 00000	ERARetireeHlth	1,392.00				
27407- 2100- 52210- 0000- 512001- 1214- 00000	FICA Payments	4,316.00				
27407- 2100- 52220- 0000- 512001- 1214- 00000	MedicarePaymnts	1,010.00				
27407- 2100- 52311- 0000- 512001- 1214- 00000	Hth&MedPremiums	7,751.00				
27407- 2100- 52312- 0000- 512001- 1214- 00000	Life	32.00				
27407- 2100- 52313- 0000- 512001- 1214- 00000	Dental	121.00				
27407- 2100- 52314- 0000- 512001- 1214- 00000	Vision	53.00				
27407- 2100- 52315- 0000- 512001- 1214- 00000	Disability	262.00				
27407- 2100- 52500- 0000- 512001- 1214- 00000	UnemploymntComp	100.00				
27407- 2100- 52710- 0000- 512001- 1214- 00000	WorkersCompPrem	817.00				
27407- 2100- 52720- 0000- 512001- 1214- 00000	WorkrsCompERFee	10.00				
<b>Total for Func 2100 and Expense accounts</b>		<b>98,097.00</b>	<b>.00</b>	<b>.00</b>	<b>.00</b>	<b>.00</b>
<b>Total for Funds 27407</b>		<b>112,478.00</b>	<b>112,478.00</b>	<b>57,655.54</b>	<b>49,108.29</b>	<b>5,714.17</b>
<b>Funds 27502 - Next Gen CTE, Func 1000 - Instruction</b>						
27502- 1000- 51100- 1010- 512001- 1411- 00000	SalariesExpense,Teachers	38,715.00	38,715.00			38,715.00
27502- 1000- 51300- 1010- 512001- 1411- 00000	AddtnlCompenstn,Teachers	1,000.00	1,000.00			1,000.00

Selection Grouped by Account Type, Filtered by User Permissions, (Org = 120, Online/Offline = N, Period = 7, UnPosted JEs? = N, Assets and Liabilities? = N, Restricted Accts? = Y, Objct = 5, Obj Digits = 0, Page Break Lvl = )

Balances through 01/31/2024						Fiscal Year 2023/24	
Funds- Func- Obj ct - Pr gm- Locat n- Jb Cl - Opt nl	Description	Adopted Budget	Revised Budget	Encumbered	Expenditure	Account Balance	
<b>Funds 27502 - Next Gen CTE, Func 1000 - Instruction (continued)</b>							
27502- 1000- 52111- 1010- 512001- 1411- 00000	EducRetirement	7,806.00	7,806.00			7,806.00	
27502- 1000- 52112- 1010- 512001- 1411- 00000	ERARetireeHlth	795.00	795.00			795.00	
27502- 1000- 52210- 1010- 512001- 1411- 00000	FICA Payments	2,470.00	2,470.00			2,470.00	
27502- 1000- 52220- 1010- 512001- 1411- 00000	MedicarePaymnts	577.00	577.00			577.00	
27502- 1000- 52311- 1010- 512001- 1411- 00000	Hth&MedPremiums	5,065.00	5,065.00			5,065.00	
27502- 1000- 52312- 1010- 512001- 1411- 00000	Life	19.00	19.00			19.00	
27502- 1000- 52313- 1010- 512001- 1411- 00000	Dental	184.00	184.00			184.00	
27502- 1000- 52314- 1010- 512001- 1411- 00000	Vision	62.00	62.00			62.00	
27502- 1000- 52315- 1010- 512001- 1411- 00000	Disability	163.00	163.00			163.00	
27502- 1000- 52500- 1010- 512001- 1411- 00000	UnemploymntComp	56.00	56.00			56.00	
27502- 1000- 52710- 1010- 512001- 1411- 00000	WorkersCompPrem	367.00	367.00		367.00		
27502- 1000- 52720- 1010- 512001- 1411- 00000	WorkrsCompERFee	6.00	6.00			6.00	
<b>Total for Funds 27502, Func 1000 and Expense accounts</b>		<b>57,285.00</b>	<b>57,285.00</b>	<b>.00</b>	<b>367.00</b>	<b>56,918.00</b>	
<b>Funds 27901 - Indian Ed Act, Func 1000 - Instruction</b>							
27901- 1000- 51100- 1010- 512001- 1411- 00000	SalariesExpense,Teachers	39,536.00	39,536.00			39,536.00	
27901- 1000- 51100- 1010- 512001- 1711- 00000	SalariesExpense,InstAsst1			6,581.25	4,050.00	10,631.25-	
27901- 1000- 51300- 1010- 512001- 1411- 00000	AddtnlCompenstrn,Teachers			3,437.50	3,437.50	6,875.00-	
27901- 1000- 51300- 1010- 512001- 1711- 00000	AddtnlCompenstrn,InstAsst1			812.50	687.50	1,500.00-	
27901- 1000- 52111- 1010- 512001- 1411- 00000	EducRetirement	7,176.00	7,176.00	623.92	623.92	5,928.16	
27901- 1000- 52111- 1010- 512001- 1711- 00000	EducRetirement			1,341.86	859.78	2,201.64-	
27901- 1000- 52112- 1010- 512001- 1411- 00000	ERARetireeHlth	791.00	791.00	68.75	68.75	653.50	
27901- 1000- 52112- 1010- 512001- 1711- 00000	ERARetireeHlth			147.81	94.71	242.52-	
27901- 1000- 52210- 1010- 512001- 1411- 00000	FICA Payments	2,452.00	2,452.00	213.18	213.18	2,025.64	
27901- 1000- 52210- 1010- 512001- 1711- 00000	FICA Payments			458.38	293.69	752.07-	
27901- 1000- 52220- 1010- 512001- 1411- 00000	MedicarePaymnts	574.00	574.00	49.83	49.83	474.34	
27901- 1000- 52220- 1010- 512001- 1711- 00000	MedicarePaymnts			107.25	68.73	175.98-	
27901- 1000- 52311- 1010- 512001- 1411- 00000	Hth&MedPremiums	2,889.00	2,889.00			2,889.00	
27901- 1000- 52312- 1010- 512001- 1411- 00000	Life	23.00	23.00			23.00	
27901- 1000- 52312- 1010- 512001- 1711- 00000	Life			5.59	3.44	9.03-	
27901- 1000- 52313- 1010- 512001- 1411- 00000	Dental	169.00	169.00			169.00	
27901- 1000- 52314- 1010- 512001- 1411- 00000	Vision	37.00	37.00			37.00	
27901- 1000- 52500- 1010- 512001- 1411- 00000	UnemploymntComp	70.00	70.00	6.50	2.06	61.44	
27901- 1000- 52500- 1010- 512001- 1711- 00000	UnemploymntComp			24.44	4.00	28.44-	
27901- 1000- 52710- 1010- 512001- 1411- 00000	WorkersCompPrem	802.00	802.00			802.00	
27901- 1000- 52720- 1010- 512001- 1411- 00000	WorkrsCompERFee	7.00	7.00			7.00	

Selection Grouped by Account Type, Filtered by User Permissions, (Org = 120, Online/Offline = N, Period = 7, UnPosted JEs? = N, Assets and Liabilities? = N, Restricted Accts? = Y, Objct = 5, Obj Digits = 0, Page Break Lvl = )

Balances through 01/31/2024					Fiscal Year 2023/24	
Funds- Func- Obj ct - Pr gm- Locat n- Jb Cl - Opt nl	Description	Adopted Budget	Revised Budget	Encumbered	Expenditure	Account Balance
<b>Funds 27901 - Indian Ed Act, Func 1000 - Instruction (continued)</b>						
27901- 1000- 52720- 1010- 512001- 1711- 00000	WorkrsCompERFee			1.38	.69	2.07-
<b>Total for Funds 27901, Func 1000 and Expense accounts</b>		<b>54,526.00</b>	<b>54,526.00</b>	<b>13,880.14</b>	<b>10,457.78</b>	<b>30,188.08</b>
<b>Funds 28211 - Covid-19 Test., Func 2100 - SuppSvcsStudnts</b>						
28211- 2100- 56118- 0000- 512001- 0000- 00000	GenSuppliesMats	19,584.00	19,584.00			19,584.00
<b>Total for Funds 28211, Func 2100 and Expense accounts</b>		<b>19,584.00</b>	<b>19,584.00</b>	<b>.00</b>	<b>.00</b>	<b>19,584.00</b>
<b>Funds 29102 - PrivDirGrntsCat, Func 1000 - Instruction</b>						
29102- 1000- 56118- 1010- 512001- 0000- 00000	GenSuppliesMats	168.00	168.00			168.00
<b>Total for Funds 29102, Func 1000 and Expense accounts</b>		<b>168.00</b>	<b>168.00</b>	<b>.00</b>	<b>.00</b>	<b>168.00</b>
<b>Funds 31200 - PubSchCapOutlay, Func 4000 - Capital Outlay</b>						
31200- 4000- 54640- 0000- 512001- 0000- 00000	RentalLease2Pur				84,936.83	84,936.83-
<b>Total for Funds 31200, Func 4000 and Expense accounts</b>		<b>.00</b>	<b>.00</b>	<b>.00</b>	<b>84,936.83</b>	<b>84,936.83-</b>
<b>Funds 31400 - SpcCapOutlaySt, Func 4000 - Capital Outlay</b>						
31400- 4000- 53414- 0000- 512001- 0000- 00000	OthProfTechSvcs	95,000.00	95,000.00			95,000.00
31400- 4000- 56119- 0000- 512001- 0000- 00000	SupplAssets<\$5k	182,417.00	195,446.00			195,446.00
31400- 4000- 57331- 0000- 512001- 0000- 00000	FixedAssets>\$5k			75,479.99	116,000.00	191,479.99-
<b>Total for Funds 31400, Func 4000 and Expense accounts</b>		<b>277,417.00</b>	<b>290,446.00</b>	<b>75,479.99</b>	<b>116,000.00</b>	<b>98,966.01</b>
<b>Funds 31600 - CapImprvmtsHB33, Func 2300 - SupptSvcs-Admin</b>						
31600- 2300- 53712- 0000- 512001- 0000- 00000	CityTaxCollCost	4,600.00	4,600.00		736.47	3,863.53
<b>Total for Func 2300 and Expense accounts</b>		<b>4,600.00</b>	<b>4,600.00</b>	<b>.00</b>	<b>736.47</b>	<b>3,863.53</b>
<b>Funds 31600 - CapImprvmtsHB33, Func 4000 - Capital Outlay</b>						
31600- 4000- 54312- 0000- 512001- 0000- 00000	MntRepBlgsGrnds	284,360.00	284,360.00			284,360.00
31600- 4000- 54640- 0000- 512001- 0000- 00000	RentalLease2Pur	17,209.00	17,209.00		8,604.48	8,604.52
31600- 4000- 57340- 0000- 512001- 0000- 00000	TechHrdwre				5,399.00	5,399.00-
<b>Total for Func 4000 and Expense accounts</b>		<b>301,569.00</b>	<b>301,569.00</b>	<b>.00</b>	<b>14,003.48</b>	<b>287,565.52</b>
<b>Total for Funds 31600</b>		<b>306,169.00</b>	<b>306,169.00</b>	<b>.00</b>	<b>14,739.95</b>	<b>291,429.05</b>
<b>Funds 31700 - CapImprvmtsSB-9, Func 4000 - Capital Outlay</b>						
31700- 4000- 54315- 0000- 512001- 0000- 00000	MntRepBlgsGrdEq	6,059.00	6,059.00	2,401.79		3,657.21
<b>Total for Funds 31700, Func 4000 and Expense accounts</b>		<b>6,059.00</b>	<b>6,059.00</b>	<b>2,401.79</b>	<b>.00</b>	<b>3,657.21</b>
<b>Funds 31701 - CapImprvsSB9Loc, Func 2300 - SupptSvcs-Admin</b>						
31701- 2300- 53712- 0000- 512001- 0000- 00000	CityTaxCollCost	9,422.00	9,422.00		373.46	9,048.54
<b>Total for Func 2300 and Expense accounts</b>		<b>9,422.00</b>	<b>9,422.00</b>	<b>.00</b>	<b>373.46</b>	<b>9,048.54</b>
<b>Funds 31701 - CapImprvsSB9Loc, Func 4000 - Capital Outlay</b>						
31701- 4000- 54315- 0000- 512001- 0000- 00000	MntRepBlgsGrdEq	538,686.00	538,686.00		7,499.40	531,186.60

Selection Grouped by Account Type, Filtered by User Permissions, (Org = 120, Online/Offline = N, Period = 7, UnPosted JEs? = N, Assets and Liabilities? = N, Restricted Accts? = Y, Objct = 5, Obj Digits = 0, Page Break Lvl = )

Balances through 01/31/2024						Fiscal Year 2023/24
Funds- Func- Obj ct - Pr gm- Locat n- JbCl - Opt nl	Description	Adopted Budget	Revised Budget	Encumbered	Expenditure	Account Balance
<b>Funds 31701 - CapImprvsSB9Loc, Func 4000 - Capital Outlay (continued)</b>						
31701-4000-54640-0000-512001-0000-00000	RentalLease2Pur	80,000.00	80,000.00			80,000.00
31701-4000-57340-0000-512001-0000-00000	TechHrdwre			683.74	5,629.24	6,312.98-
31701-4000-57350-0000-512001-0000-00000	TechSoftwre				66.26	66.26-
<b>Total for Func 4000 and Expense accounts</b>		<b>618,686.00</b>	<b>618,686.00</b>	<b>683.74</b>	<b>13,194.90</b>	<b>604,807.36</b>
<b>Total for Funds 31701</b>		<b>628,108.00</b>	<b>628,108.00</b>	<b>683.74</b>	<b>13,568.36</b>	<b>613,855.90</b>
<b>Total for Org 120 - Cesar Chavez Community</b>		<b>5,529,206.00</b>	<b>5,546,526.00</b>	<b>1,724,049.61</b>	<b>1,843,131.90</b>	<b>1,979,344.49</b>



Statement Date 01/31/2024

Cash Object 11011

Status Posted

Journal Entry #

Bank Statement Ending Balance	2,094,159.93	Service Charge	0.00
Less: Uncleared Payments	9,613.51	Interest Earned	0.00
Add: Uncleared Deposits	0.00		
Add: Uncleared Other	0.00	Cleared Payments	280,759.98
Adjusted Bank Balance	2,084,546.42	Cleared Deposits	476,970.69
System Cash Balance	2,083,311.21	Cleared Other	0.00
Add: Unposted Charges and Interest	0.00		
Revised System Cash Balance	2,083,311.21	Submitted By	JYAMAT, 02/14/2024
Difference	1,235.21 <b>A</b>	Posted By	KLOFTIS, 02/21/2024

Uncleared Payments

Issued	Check #	Check Amount	Pay To Name	Vendor ID	Emp ID	Bank Acct
06/29/22	13311	188.25	NM PED - Finance & Operations	001520		120MAIN
10/14/22	13460	10.00	Brown, Robin	010120		120MAIN
12/02/22	13545(*)		Century Link	001355		120MAIN
05/19/23	13861	15.00	Montoya, Monique	001596		120MAIN
09/29/23	14062	144.58	Norma C. Lira-Perez		000180	120MAIN
10/05/23	14074	69.50	Crystal Springs Bottled Water	000334		120MAIN
11/27/23	14171	35.97	Amazon Capital Services, Inc	001361		120MAIN
11/27/23	14178	139.91	LaBarge Landscape	010003		120MAIN
01/05/24	14233	650.55	Century Link	001355		120MAIN
01/16/24	14266	1,514.82	Charter School Testing Svcs.	000307		120MAIN
01/31/24	14287	355.99	ADT Commercial LLC	000534		120MAIN
01/31/24	14288	458.63	Amazon Capital Services, Inc	001361		120MAIN
01/31/24	14289	80.00	Bowers, Amy	010106		120MAIN
01/31/24	14290	649.94	Century Link	001355		120MAIN
01/31/24	14291	1,937.25	Charter School Nursing	000847		120MAIN
01/31/24	14292	139.91	LaBarge Landscape	010003		120MAIN
01/31/24	14293	1,225.28	Panoptic Clean LLC	010195		120MAIN
01/31/24	14294	1,753.94	PNM	000528		120MAIN
01/31/24	14295	243.99	Sam's Club & Wal-mart	000935		120MAIN
		<b>9,613.51</b>				
			(*) Cancelled Payments	<b>650.55</b>		

Cleared Payments

Issued	Check #	Check Amount	Cleared Amount	Difference	Cleared	Pay To Name	Vendor ID	Emp ID	Bank Acct
11/27/23	14182	1,902.71	1,902.71		01/31/24	PNM	000528		120MAIN
12/22/23	14220	136.25	136.25		01/31/24	Arness, Tani	000696		120MAIN
12/22/23	14221	210.80	210.80		01/31/24	Catholic Community Services.	010180		120MAIN

Selection Grouped by Org, Cash Object, Statement Date - Sorted by Item date, Item #, (Org = 120, Cash Object IN ('11011'), Bank Statement Date = 1/31/2024, Uncleared Only? = No)



Statement Date 01/31/2024

Cash Object 11011

Status Posted

Journal Entry #

Cleared Payments (continued)

Issued	Check #	Check Amount	Cleared Amount	Difference	Cleared	Pay To Name	Vendor ID	Emp ID	Bank Acct
12/22/23	14222	3,228.75	3,228.75		01/31/24	Charter School Nursing	000847		120MAIN
12/22/23	14223	66.26	66.26		01/31/24	Dry Fly Enterprises, Inc	010170		120MAIN
12/22/23	14224	194.88	194.88		01/31/24	Heather Blair	HBB		120MAIN
12/22/23	14225	2,853.75	2,853.75		01/31/24	LSG and Associates Inc	010013		120MAIN
12/22/23	14226	1,225.28	1,225.28		01/31/24	Panoptic Clean LLC	010195		120MAIN
12/22/23	14227	161.74	161.74		01/31/24	Sam's Club & Wal-mart	000935		120MAIN
01/03/24	14228	200.00	200.00		01/31/24	EPARS TSA Consulting Group Inc	901000		120MAIN
01/03/24	14229	37,724.88	37,724.88		01/31/24	NM Educational RetirementBoard	900005		120MAIN
01/03/24	14230	3,922.87	3,922.87		01/31/24	NM RHC	900006		120MAIN
01/03/24	14231	3,843.70	3,843.70		01/31/24	NM Taxation/Revenue Department	900003		120MAIN
01/05/24	14331	20,118.26	20,118.26		01/31/24	NMPSIA	900001		120MAIN
01/10/24	14234	13,549.68	13,549.68		01/31/24	EFTPS	900004		120MAIN
01/10/24	14235	11.13	11.13		01/31/24	ABCWUA	001289		120MAIN
01/10/24	14236	13,911.41	13,911.41		01/31/24	ACES	001522		120MAIN
01/10/24	14237	234.00	234.00		01/31/24	ACT, Inc.	000807		120MAIN
01/10/24	14238	1,929.05	1,929.05		01/31/24	AJF Enterprise Inc	010154		120MAIN
01/10/24	14239	78.08	78.08		01/31/24	Amazon Capital Services, Inc	001361		120MAIN
01/10/24	14240	1,170.77	1,170.77		01/31/24	Arness, Tani	000696		120MAIN
01/10/24	14241	19,077.33	19,077.33		01/31/24	CCCS Education Foundation	001285		120MAIN
01/10/24	14242	648.66	648.66		01/31/24	Century Link	001355		120MAIN
01/10/24	14243	1,937.25	1,937.25		01/31/24	Charter School Nursing	000847		120MAIN
01/10/24	14244	1,514.82	1,514.82		01/31/24	Charter School Testing Svcs.	000307		120MAIN
01/10/24	14245	1,174.21	1,174.21		01/31/24	Cooperative Educational Services	000327		120MAIN
01/10/24	14246	68.40	68.40		01/31/24	Crystal Springs Bottled Water	000334		120MAIN
01/10/24	14247	2,884.24	2,884.24		01/31/24	Dry Fly Enterprises, Inc	010170		120MAIN
01/10/24	14248	62.50	62.50		01/31/24	Everett, Nathan	001561		120MAIN
01/10/24	14249	1,314.71	1,314.71		01/31/24	Lock Box EM3 Networks LLC	010028		120MAIN
01/10/24	14250	553.80	553.80		01/31/24	New Mexico Gas Company	001288		120MAIN
01/10/24	14251	1,225.28	1,225.28		01/31/24	Panoptic Clean LLC	010195		120MAIN
01/10/24	14252	1,951.09	1,951.09		01/31/24	PNM	000528		120MAIN
01/10/24	14253	16,022.34	16,022.34		01/31/24	Power school Group LLC	010083		120MAIN
01/10/24	14254	1,883.44	1,883.44		01/31/24	Richard M. Romero Consulting	001407		120MAIN
01/10/24	14255	232.66	232.66		01/31/24	Sam's Club & Wal-mart	000935		120MAIN
01/10/24	14256	50.00	50.00		01/31/24	TSA Consulting Group, Inc.	001363		120MAIN
01/10/24	14257	1,589.28	1,589.28		01/31/24	Wells Fargo Financial Leasing	000647		120MAIN

Selection Grouped by Org, Cash Object, Statement Date - Sorted by Item date, Item #, (Org = 120, Cash Object IN ('11011'), Bank Statement Date = 1/31/2024, Uncleared Only? = No)



Statement Date 01/31/2024

Cash Object 11011

Status Posted

Journal Entry #

**Cleared Payments (continued)**

Issued	Check #	Check Amount	Cleared Amount	Difference	Cleared	Pay To Name	Vendor ID	Emp ID	Bank Acct
01/10/24	14258	98.90	98.90		01/31/24	New Mexico Taxation and Revenue Dep:	900013		120MAIN
01/10/24	14259	293.11	293.11		01/31/24	NM Dept of Workforce Solutions	900002		120MAIN
01/10/24	14260	145.85	145.85		01/31/24	Verizon Wireless	000658		120MAIN
01/10/24	Batch 01/10/2024	42,857.29	42,857.29		01/31/24				120MAIN
01/16/24	14261	348.14	348.14		01/31/24	ABCWUA	001289		120MAIN
01/16/24	14262	178.35	178.35		01/31/24	Amazon Capital Services, Inc	001361		120MAIN
01/16/24	14263	290.75	290.75		01/31/24	Central NM Community College	010014		120MAIN
01/16/24	14264	106.01	106.01		01/31/24	Century Link	001355		120MAIN
01/16/24	14265	120.72	120.72		01/31/24	Century Link	001355		120MAIN
01/16/24	14267	5,238.11	5,238.11		01/31/24	CliftonLarsonAllen LLP	901009		120MAIN
01/16/24	14268	1,021.22	1,021.22		01/31/24	Cooperative Educational Services	000327		120MAIN
01/16/24	14269	33.62	33.62		01/31/24	Cuara-Martinez, Karina S	000936		120MAIN
01/16/24	14270	683.14	683.14		01/31/24	JMP Academy	010198		120MAIN
01/16/24	14271	139.91	139.91		01/31/24	LaBarge Landscape	010003		120MAIN
01/16/24	14272	52.70	52.70		01/31/24	Sam's Club & Wal-mart	000935		120MAIN
01/16/24	14273	1,883.44	1,883.44		01/31/24	SG Consulting Services, LLC	001409		120MAIN
01/16/24	14274	94.99	94.99		01/31/24	Smith's - Account #J00984	000585		120MAIN
01/22/24	14275	1,265.61	1,265.61		01/31/24	AJF Enterprise Inc	010154		120MAIN
01/22/24	14276	130.52	130.52		01/31/24	Amazon Capital Services, Inc	001361		120MAIN
01/22/24	14277	482.18	482.18		01/31/24	Dry Fly Enterprises, Inc	010170		120MAIN
01/22/24	14278	70.45	70.45		01/31/24	Everett, Nathan	001561		120MAIN
01/22/24	14279	1,315.00	1,315.00		01/31/24	LSG and Associates Inc	010013		120MAIN
01/22/24	14280	42.00	42.00		01/31/24	NM Museum of Natural History	010057		120MAIN
01/24/24	14282	158.84	158.84		01/31/24	Amazon Capital Services, Inc	001361		120MAIN
01/24/24	14283	78.74	78.74		01/31/24	Heather Blair	HBB		120MAIN
01/24/24	14284	7,499.40	7,499.40		01/31/24	JD and K Construction LLC	010206		120MAIN
01/24/24	14285	483.11	483.11		01/31/24	New Mexico Gas Company	001288		120MAIN
01/24/24	14286	96.76	96.76		01/31/24	Twisters	001445		120MAIN
01/25/24	14281	13,662.04	13,662.04		01/31/24	EFTPS	900004		120MAIN
01/25/24	Batch 01/25/2024	43,024.82	43,024.82		01/31/24				120MAIN
		<b>280,759.98</b>	<b>280,759.98</b>			(*) Cancelled Payments	<b>650.55</b>		

**Cleared Deposits**

Deposited	Deposit #	Deposit Amount	Cleared Amount	Difference	Cleared	Bank Acct
01/03/24	Batch 01/03/2024	1,102.54	1,102.54		01/31/24	120MAIN
01/05/24	Batch 01/05/2024	14.75	14.75		01/31/24	120MAIN

Selection Grouped by Org, Cash Object, Statement Date - Sorted by Item date, Item #, (Org = 120, Cash Object IN ('11011'), Bank Statement Date = 1/31/2024, Uncleared Only? = No)



Statement Date 01/31/2024

Cash Object 11011

Status Posted

Journal Entry #

Cleared Deposits (continued)

Deposited	Deposit #	Deposit Amount	Cleared Amount	Difference	Cleared	Bank Acct
01/10/24	Batch 01/10/2024	87,679.21	87,679.21		01/31/24	120MAIN
01/11/24	Batch 01/11/2024	194,387.59	194,387.59		01/31/24	120MAIN
01/17/24	Batch 01/17/2024	2,268.07	2,268.07		01/31/24	120MAIN
01/18/24	Batch 01/18/2024	2,369.82	2,369.82		01/31/24	120MAIN
01/19/24	Batch 01/19/2024	5,002.34	5,002.34		01/31/24	120MAIN
01/22/24	Batch 01/22/2024	61,001.91	61,001.91		01/31/24	120MAIN
01/26/24	Batch 01/26/2024	91,563.84	91,563.84		01/31/24	120MAIN
01/29/24	Batch 01/29/2024	31,580.62	31,580.62		01/31/24	120MAIN
		<b>476,970.69</b>	<b>476,970.69</b>			

A. Timing difference in voiding and reissuing CES check 14194.

EX24-00398	21542	12/7/2023	1,235.21	2	Posted	VR	Expense	AP12072023D	FY24 Diagnosticians
EX24-00597	22092	2/9/2024	1,235.21	2	Posted	VR	Expense	AP12072023D	Reversal of EX24-00398
EX24-00598	22097	2/12/2024	1,235.21	2	Posted	VR	Expense	AP02122024E	FY24 Diagnosticians

# Analyzed Business Checking - PF

Account number: [REDACTED] 4978 ■ January 1, 2024 - January 31, 2024 ■ Page 1 of 4



CEASAR CHAVEZ COMMUNITY SCHOOL  
 OPERATING ACCOUNT  
 1325 PALOMAS DR SE  
 ALBUQUERQUE NM 87108-4718

## Questions?

Call your Customer Service Officer or Client Services  
 1-800-AT WELLS (1-800-289-3557)  
 5:00 AM TO 6:00 PM Pacific Time Monday - Friday

*Online:* [wellsfargo.com](https://wellsfargo.com)

*Write:* Wells Fargo Bank, N.A. (585)  
 P.O. Box 6995  
 Portland, OR 97228-6995

## Account summary

### Analyzed Business Checking - PF

Account number	Beginning balance	Total credits	Total debits	Ending balance
[REDACTED] 4978	\$1,897,949.22	\$519,355.51	-\$323,144.80	\$2,094,159.93

## Credits

### Deposits

Effective date	Posted date	Amount	Transaction detail
	01/11	936.00	Deposit
		\$936.00	Total deposits

### Electronic deposits/bank credits

Effective date	Posted date	Amount	Transaction detail
	01/03	1,102.54	State of NEW Mex Vndr Pymt Nmap0001865673 512-000-2324-24106-0002 24106 Entitlement Idea-B
	01/05	14.75	State of NEW Mex Vndr Pymt Nmap0001871411 USDA Nov 2023-State USDA Nov 2023-State
	01/08	8,047.59	ACH Delete Setl - Ceasar Chavez CO - File 1xxxxx8759 Coid 1xxxxx8759
	01/08	34,337.23	ACH Delete Setl - Ceasar Chavez CO - File 1xxxxx8759 Coid 1xxxxx8759
	01/10	826.28	State of NEW Mex Vndr Pymt Nmap0001872851 512-000-2324-24189-0003 24189 Student Supp Academ
	01/10	86,852.93	State of NEW Mex Vndr Pymt Nmap0001873215 512-000-2324-24330-0001 24330 ARP Esser III 7/1/2
	01/11	193,451.59	State of NEW Mex Vndr Pymt Nmap0001874326 11000 Seg January 2024 11000 Seg January 2024
	01/17	14.75	State of NEW Mex Vndr Pymt Nmap0001877452 USDA Oct 2023-State USDA Oct 2023 - State
	01/17	2,253.32	State of NEW Mex Vndr Pymt Nmap0001877269 512-000-2324-27901-0003 27901 Indian Edu Act Fund
	01/18	1,149.65	Sandoval County ACH Paymen 1230729 Dec 2023 Distribution APS Hb-33
	01/18	1,220.17	State of NEW Mex Vndr Pymt Nmap0001879049 USDA October 2023 USDA October 2023
	01/19	591.15	Sandoval County ACH Paymen 1231722 Dec 2023 Distribution APS Sb-9



*Electronic deposits/bank credits (continued)*

<i>Effective date</i>	<i>Posted date</i>	<i>Amount</i>	<i>Transaction detail</i>
	01/19	1,122.07	State of NEW Mex Vndr Pymt Nmap0001880806 USDA November 2023 USDA November 2023
	01/19	3,289.12	State of NEW Mex Vndr Pymt Nmap0001880060 512-000-2324-24101-0002 24101 Title I Part A - Es
	01/22	61,001.91	Bernalillo Count Distr_Pymt Cesar Chavez Community
	01/26	91,563.84	State of NEW Mex Vndr Pymt Nmap0001885835 512-000-2324-24190-0001 24190 Title I Csi 7/1/23-
	01/29	31,580.62	State of NEW Mex Vndr Pymt Nmap0001887143 512-000-2324-27407-0001 27407 Family Income Index
		\$518,419.51	Total electronic deposits/bank credits
		\$519,355.51	Total credits

**Debits**

Electronic debits/bank debits

<i>Effective date</i>	<i>Posted date</i>	<i>Amount</i>	<i>Transaction detail</i>
	01/02	161.74 <	Business to Business ACH Debit - Sams Syf Paymnt Jan 02 604600204947332 Cesar Chavez Community
	01/03	3,922.87	WT Seq455469 State of NEW Mexico, NE /Bnf=State of NEW Mexico, NEW Mexico Retiree Hea Srf# Gw00000064262348 Trn#240103455469 Rfb# 585
	01/04	3,843.70 <	Business to Business ACH Debit - Tax_Rev_Wwt_Ecks Trd Pmnt 240103 1400007296 Cesar Chavez Community
	01/05	20,118.26	WT Seq453772 State of NEW Mexico, Pu /Bnf=State of NEW Mexico, Public Schools Insuran Srf# Gw00000064361341 Trn#240105453772 Rfb# 586
	01/08	8,047.59	ACH Prep Origintn - Cesar Chavez Com - File 1200948759 Coid 1200948759
	01/08	9,137.77	ACH Prep Origintn - Cesar Chavez Com - File 1200948759 Coid 1200948759
	01/08	33,719.52	ACH Prep Origintn - Cesar Chavez Com - File 1200948759 Coid 1200948759
	01/08	34,337.23	ACH Prep Origintn - Cesar Chavez Com - File 1200948759 Coid 1200948759
	01/10	19,077.33	WT Fed#05384 Bokf NA /Ftr/Bnf=Cesar Chavez Comm. Sch. Ed. Found. Srf# Gw00000064469913 Trn#240110137816 Rfb# 587
	01/10	13,549.68 <	Business to Business ACH Debit - IRS Usatxpymt 011024 270441042399404 Cesar Chavez Community
	01/11	11.13 <	Business to Business ACH Debit - Abcwua Water Aut Web Pay 240110 1578579560 Cesar Chavez Community
	01/11	98.90 <	Business to Business ACH Debit - Tax_Rev_Wkc_Ecks Trd Pmnt 240110 1604721280 Cesar Chavez Community
	01/11	293.11 <	Business to Business ACH Debit - State of NM Dws Ui Payment 2380111 Cesar Chavez Community
	01/11	1,902.71	PNM Web_Pay Jan 24 12954551011024 Cesar Chavez Community
	01/11	1,951.09	PNM Web_Pay Jan 24 12954572011024 Cesar Chavez Community
	01/12	145.85	Achma Visb Bill Pymnt 240111 9191408 Cesar Chavez Communit
	01/12	232.66 <	Business to Business ACH Debit - Sams Syf Paymnt Jan 12 604600204947332 Cesar Chavez Community
	01/12	1,314.71	Em3Networksllc Webpayment 240111 School
	01/17	19.11 <	Business to Business ACH Debit - Abcwua Water Aut Web Pay 240116 5054939560 Cesar Chavez Community
	01/17	329.03 <	Business to Business ACH Debit - Abcwua Water Aut Web Pay 240116 5154939560 Cesar Chavez Community



*Electronic debits/bank debits (continued)*

<i>Effective date</i>	<i>Posted date</i>	<i>Amount</i>	<i>Transaction detail</i>
	01/17	37,724.88 <	Business to Business ACH Debit - Nmerb Web Pay 240116 02336 Cesar Chavez Community
	01/18	52.70 <	Business to Business ACH Debit - Sams Syf Paymnt Jan 18 604600204947332 Cesar Chavez Community
	01/22	8,915.38	ACH Prep Origintn - Cesar Chavez Com - File 1200948759 Coid 1200948759
	01/22	34,109.44	ACH Prep Origintn - Cesar Chavez Com - File 1200948759 Coid 1200948759
	01/24	553.80	NM Gas Company Nmgas Web 155825500568066 Cesar Chavez Communi
	01/25	13,662.04 <	Business to Business ACH Debit - IRS Usatapytmt 012524 270442552663163 Cesar Chavez Community
	01/30	200.00	WT Seq453670 U.S Omni - Tsacg Compli /Bnf=U.S Omni - Tsacg Compliance Services Inc, A Srf# Gw00000064871307 Trn#240130453670 Rfb# 588
		\$247,432.23	Total electronic debits/bank debits

< *Business to Business ACH: If this is a business account, this transaction has a return time frame of one business day from post date. This time frame does not apply to consumer accounts.*

Checks paid

<i>Number</i>	<i>Amount</i>	<i>Date</i>	<i>Number</i>	<i>Amount</i>	<i>Date</i>	<i>Number</i>	<i>Amount</i>	<i>Date</i>
14220	136.25	01/22	14247	2,884.24	01/12	14273*	1,883.44	01/22
14221	210.80	01/29	14248	62.50	01/17	14274	94.99	01/26
14222	3,228.75	01/05	14251*	1,225.28	01/12	14275	1,265.61	01/29
14223	66.26	01/02	14253*	16,022.34	01/16	14277*	482.18	01/24
14224	194.88	01/11	14254	1,883.44	01/16	14278	70.45	01/29
14225	2,853.75	01/04	14256*	50.00	01/16	14279	1,315.00	01/26
14226	1,225.28	01/02	14257	1,589.28	01/16	14280	42.00	01/25
14236*	13,911.41	01/16	14263*	290.75	01/31	14283*	78.74	01/31
14237	234.00	01/18	14264	106.01	01/22	14284	7,499.40	01/29
14238	1,929.05	01/16	14265	120.72	01/22	14285	483.11	01/30
14240*	1,170.77	01/22	14267*	5,238.11	01/23	14286	96.76	01/26
14242*	648.66	01/16	14268	1,021.22	01/22	99484281*	78.08	01/10
14243	1,937.25	01/16	14269	33.62	01/22	99532665*	158.84	01/25
14244	1,514.82	01/16	14270	683.14	01/29	99783745*	178.35	01/19
14245	1,174.21	01/12	14271	139.91	01/26	99885803*	130.52	01/23
14246	68.40	01/16						
		\$75,712.57	Total checks paid					

\* *Gap in check sequence.*

\$323,144.80 Total debits

Daily ledger balance summary

<i>Date</i>	<i>Balance</i>	<i>Date</i>	<i>Balance</i>	<i>Date</i>	<i>Balance</i>
12/31	1,897,949.22	01/08	1,820,788.61	01/17	1,983,299.45
01/02	1,896,495.94	01/10	1,875,762.73	01/18	1,985,382.57
01/03	1,893,675.61	01/11	2,065,698.50	01/19	1,990,206.56
01/04	1,886,978.16	01/12	2,058,721.55	01/22	2,003,711.62
01/05	1,863,645.90	01/16	2,019,166.90	01/23	1,998,342.99



*Daily ledger balance summary (continued)*

<i>Date</i>	<i>Balance</i>	<i>Date</i>	<i>Balance</i>	<i>Date</i>	<i>Balance</i>
01/24	1,997,307.01	01/26	2,073,361.31	01/30	2,094,529.42
01/25	1,983,444.13	01/29	2,095,212.53	01/31	2,094,159.93
Average daily ledger balance		\$1,981,587.78			