

**Cesar Chavez Community School
Financial Update
January 03, 2023**

A. BARs

<u>BAR #</u>	<u>Fund Description</u>	<u>Reason/Type</u>	<u>Amount</u>
<u>1</u> 2324-0012-IB	31200 - Public School Capital Outlay	To budget FY24 lease assistance	\$ 131,719.00
<u>2</u> 2324-0013-I	11000 - Operational	Budgeted vs. actual cash	\$ 74,733.00
<u>3</u> 2324-0014-D	21000 - Food Services	Budgeted vs. actual cash	\$ (298.00)
<u>4</u> 2324-0015-D	23000 - Non Instructional Support	Budgeted vs. actual cash	\$ (1,400.00)
<u>5</u> 2324-0016-I	31600 - HB-33	Budgeted vs. actual cash	\$ 12,176.00
<u>6</u> 2324-0017-I	31701 - SB-9 Local	Budgeted vs. actual cash	\$ 22,332.00
<u>7</u> 2324-0018-I	23000 - Non Instructional Support	Budget to actual revenue	\$ 6,252.00
<u>8</u> 2324-0019-M	11000 - Operational	Maintenance - 1000 function	\$ -
<u>9</u> 2324-0020-M	24330 - ESSER III	Maintenance - 1000 function	\$ -
<u>10</u> 2324-0021-M	24330 - ESSER III	Maintenance - 2000 functions	\$ -
<u>11</u> 2324-0022-M	27901 - Indian Education Act	Maintenance - 1000 function	\$ -
<u>12</u> 2324-0023-I	24330 - ESSER III	Final Award - FY2024	\$ 4,746.00

B. Payroll & Accounts Payable Payment Vouchers

1 November 2023

C. Financial Statement Reports - as of June 30, 2023

1 Financial Analysis

2 Bank Reconciliations

D. Other

Must submit backup for all BARs, except transfers of funds for SEG or direct grants

STATE OF NEW MEXICO
PUBLIC EDUCATION DEPARTMENT
 300 Don Gaspar Santa Fe, NM 87501-2786
Budget Adjustment Request

Doc. ID: 512-000-2324-0012-IB
Fund Type: General Fund / Capital Outlay / Debt Service
Adjustment Type: Initial Budget

Fiscal Year: 2023-2024

Entity Name: Cesar Chavez Community School
Contact: Rebekah Runyan, Business Manager
Phone: 505-452-7481
Email: rebekah@k12accounting.com

Adjustment Changes Intent/Scope of Program Yes or No?: No
Total Approved Budget (Flowthrough):

FLOWTHROUGH ONLY	Budget Period: 2023-07-01	To: 2024-06-30
A. Approved Carryover:		
B. Total Current Year Allocation:		
D. Total Funding Available:		

Revenue 31200.0000.43209 \$131,719

Fund	Function	Object	Program	Location	Job Class	Present Budget	Adj Amt Exp	Adj Budget	ADD'L FTE
31200 Public School Capital Outlay	4000 Capital Outlay	54640 Rental - Lease To Purchase	0000 No Program	512001 Cesar Chavez Community School-Admin Office	0000 No Job Class		\$131,719	\$131,719	
Sub Total							\$131,719		
Indirect Cost									
DOC. TOTAL							\$131,719		

Justification:

Initial budget for FY2024 Lease Assistance Award

Compliance with Sections 10-15-1 and 22-8-12, NMSA, 1978 Compilation:

A. The requested budget/changes were authorized at a scheduled Board of Education or Governance Council meeting open to the public on:

B. Justification for the transfer: Explanation such as "underbudgeted", "insufficient budget", or "needed to close out Project" ARE NOT ACCEPTABLE. Attach additional sheets if necessary.

ALL TRANSFER BARS MUST NET OUT TO ZERO ON THE DOC. TOTAL LINE.

Must submit backup for all BARs, except transfers of funds for SEG or direct grants

STATE OF NEW MEXICO
PUBLIC EDUCATION DEPARTMENT
 300 Don Gaspar Santa Fe, NM 87501-2786
Budget Adjustment Request

Doc. ID: 512-000-2324-0013-I

Fund Type: General Fund / Capital Outlay / Debt Service

Adjustment Type: Increase

Fiscal Year: 2023-2024

Entity Name: Cesar Chavez Community School

Adjustment Changes Intent/Scope of Program Yes or No?: No

Contact: Rebekah Runyan, Business Manager

Total Approved Budget (Flowthrough):

Phone: 505-452-7481

Email: rebekah@k12accounting.com

FLOWTHROUGH ONLY	
Budget Period: 2023-07-01	To: 2024-06-30
A. Approved Carryover:	
B. Total Current Year Allocation:	
D. Total Funding Available:	

Revenue 11000.0000.11111 \$74,733

Fund	Function	Object	Program	Location	Job Class	Present Budget	Adj Amt Exp	Adj Budget	ADD'L FTE
11000 Operational	1000 Instruction	53414 Other Services	1010 Regular Education (PreK-12) Programs	512001 Cesar Chavez Community School-Admin Office	0000 No Job Class		\$4,451	\$4,451	
11000 Operational	1000 Instruction	55817 Student Travel	1010 Regular Education (PreK-12) Programs	512001 Cesar Chavez Community School-Admin Office	0000 No Job Class	\$500	\$768	\$1,268	
11000 Operational	1000 Instruction	55915 Other Contract Services	1010 Regular Education (PreK-12) Programs	512001 Cesar Chavez Community School-Admin Office	0000 No Job Class	\$3,750	\$5,125	\$8,875	
11000 Operational	1000 Instruction	56109 Instructional Materials On Line Digital Subscriptions	1010 Regular Education (PreK-12) Programs	512001 Cesar Chavez Community School-Admin Office	0000 No Job Class		\$3,050	\$3,050	
11000 Operational	1000 Instruction	56112 Other Instructional Materials	1010 Regular Education (PreK-12) Programs	512001 Cesar Chavez Community School-Admin Office	0000 No Job Class		\$2,509	\$2,509	
11000 Operational	1000 Instruction	56113 Software	1010 Regular Education (PreK-12) Programs	512001 Cesar Chavez Community School-Admin Office	0000 No Job Class	\$12,000	\$9,506	\$21,506	
11000 Operational	2100 Support Services-Students	53211 Diagnosticians - Contracted	2000 Special Programs	512001 Cesar Chavez Community School-Admin Office	0000 No Job Class	\$22,000	\$18,164	\$40,164	
11000 Operational	2100 Support Services-Students	53216 Audiologists - Contracted	2000 Special Programs	512001 Cesar Chavez Community School-Admin Office	0000 No Job Class		\$200	\$200	
11000 Operational	2100 Support Services-Students	53217 Interpreters - Contracted	2000 Special Programs	512001 Cesar Chavez Community School-Admin Office	0000 No Job Class		\$711	\$711	
11000 Operational	2200 Support Services-Instruction	56113 Software	0000 No Program	512001 Cesar Chavez Community School-Admin Office	0000 No Job Class	\$4,000	\$1,385	\$5,385	
11000 Operational	2300 Support Services-General Administration	55915 Other Contract Services	0000 No Program	512001 Cesar Chavez Community School-Admin Office	0000 No Job Class	\$8,650	\$7,266	\$15,916	

11000 Operational	2500 Central Services	53414 Other Services	0000 No Program	512001 Cesar Chavez Community School-Admin Office	0000 No Job Class	\$22,900	\$21,598	\$44,498	
						Sub Total	\$74,733		
						Indirect Cost			
						DOC. TOTAL	\$74,733		

Justification:

To increase budgeted cash carryover based on actuals as of 06/30/23

Compliance with Sections 10-15-1 and 22-8-12, NMSA, 1978 Compilation:

A. The requested budget/changes were authorized at a scheduled Board of Education or Governance Council meeting open to the public on:

B. Justification for the transfer: Explanation such as "underbudgeted", "insufficient budget", or "needed to close out Project" ARE NOT ACCEPTABLE. Attach additional sheets if necessary.

ALL TRANSFER BARS MUST NET OUT TO ZERO ON THE DOC. TOTAL LINE.

Must submit backup for all BARs, except transfers of funds for SEG or direct grants

STATE OF NEW MEXICO
PUBLIC EDUCATION DEPARTMENT
 300 Don Gaspar Santa Fe, NM 87501-2786
Budget Adjustment Request

Doc. ID: 512-000-2324-0014-D
Fund Type: General Fund / Capital Outlay / Debt Service
Adjustment Type: Decrease

Fiscal Year: 2023-2024

Entity Name: Cesar Chavez Community School
Contact: Rebekah Runyan, Business Manager
Phone: 505-452-7481
Email: rebekah@k12accounting.com

Adjustment Changes Intent/Scope of Program Yes or No?: No
Total Approved Budget (Flowthrough):

FLOWTHROUGH ONLY	
Budget Period: 2023-07-01	To: 2024-06-30
A. Approved Carryover:	
B. Total Current Year Allocation:	
D. Total Funding Available:	

Revenue 21000.0000.11112 (\$298)

Fund	Function	Object	Program	Location	Job Class	Present Budget	Adj Amt Exp	Adj Budget	ADD'L FTE
21000 Food Services	3100 Food Services Operations	56116 Food	0000 No Program	512001 Cesar Chavez Community School-Admin Office	0000 No Job Class	\$53,371	(\$298)	\$53,073	
Sub Total							(\$298)		
Indirect Cost									
DOC. TOTAL							(\$298)		

Justification:

To decrease budgeted cash carryover based on actuals as of 06/30/23

Compliance with Sections 10-15-1 and 22-8-12, NMSA, 1978 Compilation:

A. The requested budget/changes were authorized at a scheduled Board of Education or Governance Council meeting open to the public on:

B. Justification for the transfer: Explanation such as "underbudgeted", "insufficient budget", or "needed to close out Project" ARE NOT ACCEPTABLE. Attach additional sheets if necessary.

ALL TRANSFER BARS MUST NET OUT TO ZERO ON THE DOC. TOTAL LINE.

Must submit backup for all BARs, except transfers of funds for SEG or direct grants

STATE OF NEW MEXICO
PUBLIC EDUCATION DEPARTMENT
 300 Don Gaspar Santa Fe, NM 87501-2786
Budget Adjustment Request

Doc. ID: 512-000-2324-0015-D
Fund Type: General Fund / Capital Outlay / Debt Service
Adjustment Type: Decrease

Fiscal Year: 2023-2024

Entity Name: Cesar Chavez Community School
Contact: Rebekah Runyan, Business Manager
Phone: 505-452-7481
Email: rebekah@k12accounting.com

Adjustment Changes Intent/Scope of Program Yes or No?: No
Total Approved Budget (Flowthrough):

FLOWTHROUGH ONLY	Budget Period: 2023-07-01	To: 2024-06-30
A. Approved Carryover:		
B. Total Current Year Allocation:		
D. Total Funding Available:		

Revenue 23000.0000.11112 (\$1,400)

Fund	Function	Object	Program	Location	Job Class	Present Budget	Adj Amt Exp	Adj Budget	ADD'L FTE
23000 Non-Instructional Support	1000 Instruction	56118 General Supplies and Materials	9000 Co-Curricular and Extra-Curricular Activities	512001 Cesar Chavez Community School-Admin Office	0000 No Job Class	\$2,158	(\$1,400)	\$758	
Sub Total							(\$1,400)		
Indirect Cost									
DOC. TOTAL							(\$1,400)		

Justification:

To decrease budgeted cash carryover based on actuals as of 06/30/23

Compliance with Sections 10-15-1 and 22-8-12, NMSA, 1978 Compilation:

A. The requested budget/changes were authorized at a scheduled Board of Education or Governance Council meeting open to the public on:

B. Justification for the transfer: Explanation such as "underbudgeted", "insufficient budget", or "needed to close out Project" ARE NOT ACCEPTABLE. Attach additional sheets if necessary.

ALL TRANSFER BARS MUST NET OUT TO ZERO ON THE DOC. TOTAL LINE.

Must submit backup for all BARs, except transfers of funds for SEG or direct grants

STATE OF NEW MEXICO
PUBLIC EDUCATION DEPARTMENT
 300 Don Gaspar Santa Fe, NM 87501-2786
Budget Adjustment Request

Doc. ID: 512-000-2324-0016-I
Fund Type: General Fund / Capital Outlay / Debt Service
Adjustment Type: Increase

Fiscal Year: 2023-2024

Entity Name: Cesar Chavez Community School
Contact: Rebekah Runyan, Business Manager
Phone: 505-452-7481
Email: rebekah@k12accounting.com

Adjustment Changes Intent/Scope of Program Yes or No?: No
Total Approved Budget (Flowthrough):

FLOWTHROUGH ONLY	
Budget Period: 2023-07-01	To: 2024-06-30
A. Approved Carryover:	
B. Total Current Year Allocation:	
D. Total Funding Available:	

Revenue 31600.0000.11112 \$12,176

Fund	Function	Object	Program	Location	Job Class	Present Budget	Adj Amt Exp	Adj Budget	ADD'L FTE
31600	4000 Capital Outlay	57340 Technology-Related Hardware.	0000 No Program	512001 Cesar Chavez Community School-Admin Office	0000 No Job Class		\$12,176	\$12,176	
Sub Total							\$12,176		
Indirect Cost									
DOC. TOTAL							\$12,176		

Justification:

To increase budgeted cash carryover based on actuals as of 06/30/23

Compliance with Sections 10-15-1 and 22-8-12, NMSA, 1978 Compilation:

A. The requested budget/changes were authorized at a scheduled Board of Education or Governance Council meeting open to the public on:

B. Justification for the transfer: Explanation such as "underbudgeted", "insufficient budget", or "needed to close out Project" ARE NOT ACCEPTABLE. Attach additional sheets if necessary.

ALL TRANSFER BARS MUST NET OUT TO ZERO ON THE DOC. TOTAL LINE.

Must submit backup for all BARs, except transfers of funds for SEG or direct grants

STATE OF NEW MEXICO
PUBLIC EDUCATION DEPARTMENT
 300 Don Gaspar Santa Fe, NM 87501-2786
Budget Adjustment Request

Doc. ID: 512-000-2324-0017-1
 Fund Type: Flowthrough
 Adjustment Type: Increase

Fiscal Year: 2023-2024

Entity Name: Cesar Chavez Community School

Adjustment Changes Intent/Scope of Program Yes or No?: No

Contact: Rebekah Runyan, Business Manager

Total Approved Budget (Flowthrough):

Phone: 505-452-7481

Email: rebekah@k12accounting.com

FLOWTHROUGH ONLY	Budget Period: 07/01/2023	To: 06/30/2024
A. Approved Carryover:		
B. Total Current Year Allocation:		
D. Total Funding Available:		

Revenue 31701.0000.11112 \$22,332

Fund	Function	Object	Program	Location	Job Class	Present Budget	Adj Amt Exp	Adj Budget	ADD'L FTE
31701 Capital Improvements SB-9 Local	4000 Capital Outlay	57331 Fixed Assets (more than \$5,000)	0000 No Program	512001 Cesar Chavez Community School-Admin Office	0000 No Job Class		\$15,332	\$15,332	
31701 Capital Improvements SB-9 Local	4000 Capital Outlay	57340 Technology-Related Hardware.	0000 No Program	512001 Cesar Chavez Community School-Admin Office	0000 No Job Class		\$7,000	\$7,000	
Sub Total							\$22,332		
Indirect Cost									
DOC. TOTAL							\$22,332		

Justification:

To increase budgeted cash carryover based on actuals as of 06/30/23

Compliance with Sections 10-15-1 and 22-8-12, NMSA, 1978 Compilation:

A. The requested budget/changes were authorized at a scheduled Board of Education or Governance Council meeting open to the public on:

B. Justification for the transfer: Explanation such as "underbudgeted", "insufficient budget", or "needed to close out Project" ARE NOT ACCEPTABLE. Attach additional sheets if necessary.

ALL TRANSFER BARS MUST NET OUT TO ZERO ON THE DOC. TOTAL LINE.

Must submit backup for all BARs, except transfers of funds for SEG or direct grants

STATE OF NEW MEXICO
PUBLIC EDUCATION DEPARTMENT
 300 Don Gaspar Santa Fe, NM 87501-2786
Budget Adjustment Request

Doc. ID: 512-000-2324-0018-I
 Fund Type: General Fund / Capital Outlay / Debt Service

Adjustment Type: Increase

Fiscal Year: 2023-2024

Entity Name: Cesar Chavez Community School
 Contact: Rebekah Runyan, Business Manager
 Phone: 505-452-7481
 Email: rebekah@k12accounting.com

Adjustment Changes Intent/Scope of Program Yes or No?: No
 Total Approved Budget (Flowthrough):

FLOWTHROUGH ONLY	Budget Period: 2023-07-01	To: 2024-06-30
A. Approved Carryover:		
B. Total Current Year Allocation:		
D. Total Funding Available:		

Revenue 23000.0000.41920 \$6,252

Fund	Function	Object	Program	Location	Job Class	Present Budget	Adj Amt Exp	Adj Budget	ADD'L FTE
23000 Non-Instructional Support	1000 Instruction	53711 Other Charges	9000 Co-Curricular and Extra-Curricular Activities	512001 Cesar Chavez Community School-Admin Office	0000 No Job Class		\$100	\$100	
23000 Non-Instructional Support	1000 Instruction	56118 General Supplies and Materials	0000 No Program	512001 Cesar Chavez Community School-Admin Office	0000 No Job Class		\$1,416	\$1,416	
23000 Non-Instructional Support	1000 Instruction	56118 General Supplies and Materials	1010 Regular Education (PreK-12) Programs	512001 Cesar Chavez Community School-Admin Office	0000 No Job Class		\$1,832	\$1,832	
23000 Non-Instructional Support	1000 Instruction	56118 General Supplies and Materials	9000 Co-Curricular and Extra-Curricular Activities	512001 Cesar Chavez Community School-Admin Office	0000 No Job Class	\$2,158	\$2,904	\$5,062	
Sub Total							\$6,252		
Indirect Cost									
DOC. TOTAL							\$6,252		

Justification:

To budget actual revenue

Compliance with Sections 10-15-1 and 22-8-12, NMSA, 1978 Compilation:

A. The requested budget/changes were authorized at a scheduled Board of Education or Governance Council meeting open to the public on:

B. Justification for the transfer: Explanation such as "underbudgeted", "insufficient budget", or "needed to close out Project" ARE NOT ACCEPTABLE. Attach additional sheets if necessary.

ALL TRANSFER BARS MUST NET OUT TO ZERO ON THE DOC. TOTAL LINE.

Must submit backup for all BARs, except transfers of funds for SEG or direct grants

STATE OF NEW MEXICO
PUBLIC EDUCATION DEPARTMENT
 300 Don Gaspar Santa Fe, NM 87501-2786
Budget Adjustment Request

Doc. ID: 512-000-2324-0019-M
Fund Type: General Fund / Capital Outlay / Debt Service
Adjustment Type: Maintenance

Fiscal Year: 2023-2024

Entity Name: Cesar Chavez Community School
Contact: Rebekah Runyan, Business Manager
Phone: 505-452-7481
Email: rebekah@k12accounting.com

Adjustment Changes Intent/Scope of Program Yes or No?: No
Total Approved Budget (Flowthrough):

FLOWTHROUGH ONLY	Budget Period: 2023-07-01	To: 2024-06-30
A. Approved Carryover:		
B. Total Current Year Allocation:		
D. Total Funding Available:		

Fund	Function	Object	Program	Location	Job Class	Present Budget	Adj Amt Exp	Adj Budget	ADD'L FTE
11000 Operational	1000 Instruction	51100 Salaries Expense	1010 Regular Education (PreK-12) Programs	512001 Cesar Chavez Community School-Admin Office	1711 Instructional Assistants - Grades 1-12	\$68,080	(\$61,037)	\$7,043	
11000 Operational	1000 Instruction	51300 Additional Compensation	1010 Regular Education (PreK-12) Programs	512001 Cesar Chavez Community School-Admin Office	1411 Teachers-Grades 1-12	\$37,023	(\$11,000)	\$26,023	
11000 Operational	1000 Instruction	52111 Educational Retirement	0000 No Program	512001 Cesar Chavez Community School-Admin Office	1611 Substitutes-Sick Leave	\$3,630	(\$3,000)	\$630	
11000 Operational	1000 Instruction	52111 Educational Retirement	1010 Regular Education (PreK-12) Programs	512001 Cesar Chavez Community School-Admin Office	1711 Instructional Assistants - Grades 1-12	\$14,646	(\$10,000)	\$4,646	
11000 Operational	1000 Instruction	52112 ERA - Retiree Health	1010 Regular Education (PreK-12) Programs	512001 Cesar Chavez Community School-Admin Office	1711 Instructional Assistants - Grades 1-12	\$1,622	(\$1,000)	\$622	
11000 Operational	1000 Instruction	52210 FICA Payments	0000 No Program	512001 Cesar Chavez Community School-Admin Office	1611 Substitutes-Sick Leave	\$1,240	(\$1,000)	\$240	
11000 Operational	1000 Instruction	52210 FICA Payments	1010 Regular Education (PreK-12) Programs	512001 Cesar Chavez Community School-Admin Office	1711 Instructional Assistants - Grades 1-12	\$5,028	(\$3,000)	\$2,028	
11000 Operational	1000 Instruction	52311 Health and Medical Premiums	0000 No Program	512001 Cesar Chavez Community School-Admin Office	1611 Substitutes-Sick Leave	\$11,090	(\$10,000)	\$1,090	
11000 Operational	1000 Instruction	52311 Health and Medical Premiums	1010 Regular Education (PreK-12) Programs	512001 Cesar Chavez Community School-Admin Office	1411 Teachers-Grades 1-12	\$53,973	(\$3,000)	\$50,973	
11000 Operational	1000 Instruction	52311 Health and Medical Premiums	1010 Regular Education (PreK-12) Programs	512001 Cesar Chavez Community School-Admin Office	1711 Instructional Assistants - Grades 1-12	\$8,301	(\$5,000)	\$3,301	
11000 Operational	1000 Instruction	56119 Supply Assets (\$5,000 or less).	1010 Regular Education (PreK-12) Programs	512001 Cesar Chavez Community School-Admin Office	0000 No Job Class	\$310,500	(\$61,102)	\$249,398	

11000 Operational	1000 Instruction	51100 Salaries Expense	2000 Special Programs	512001 Cesar Chavez Community School-Admin Office	1412 Teachers- Special Education	\$164,638	\$65,513	\$230,151	
11000 Operational	1000 Instruction	51100 Salaries Expense	1010 Regular Education (PreK-12) Programs	512001 Cesar Chavez Community School-Admin Office	1411 Teachers- Grades 1-12	\$470,271	\$66,322	\$536,593	
11000 Operational	1000 Instruction	51100 Salaries Expense	1010 Regular Education (PreK-12) Programs	512001 Cesar Chavez Community School-Admin Office	1612 Substitutes- Other Leave		\$1,852	\$1,852	
11000 Operational	1000 Instruction	51300 Additional Compensation	1010 Regular Education (PreK-12) Programs	512001 Cesar Chavez Community School-Admin Office	1711 Instructional Assistants - Grades 1-12	\$13,000	\$301	\$13,301	
11000 Operational	1000 Instruction	52111 Educational Retirement	1010 Regular Education (PreK-12) Programs	512001 Cesar Chavez Community School-Admin Office	1411 Teachers- Grades 1-12	\$92,124	\$9,679	\$101,803	
11000 Operational	1000 Instruction	52111 Educational Retirement	1010 Regular Education (PreK-12) Programs	512001 Cesar Chavez Community School-Admin Office	1612 Substitutes- Other Leave		\$337	\$337	
11000 Operational	1000 Instruction	52111 Educational Retirement	2000 Special Programs	512001 Cesar Chavez Community School-Admin Office	1412 Teachers- Special Education	\$29,882	\$11,891	\$41,773	
11000 Operational	1000 Instruction	52112 ERA - Retiree Health	1010 Regular Education (PreK-12) Programs	512001 Cesar Chavez Community School-Admin Office	1411 Teachers- Grades 1-12	\$10,149	\$1,069	\$11,218	
11000 Operational	1000 Instruction	52112 ERA - Retiree Health	1010 Regular Education (PreK-12) Programs	512001 Cesar Chavez Community School-Admin Office	1612 Substitutes- Other Leave		\$38	\$38	
11000 Operational	1000 Instruction	52112 ERA - Retiree Health	2000 Special Programs	512001 Cesar Chavez Community School-Admin Office	1412 Teachers- Special Education	\$3,293	\$1,310	\$4,603	
11000 Operational	1000 Instruction	52210 FICA Payments	1010 Regular Education (PreK-12) Programs	512001 Cesar Chavez Community School-Admin Office	1411 Teachers- Grades 1-12	\$31,420	\$1,993	\$33,413	
11000 Operational	1000 Instruction	52210 FICA Payments	1010 Regular Education (PreK-12) Programs	512001 Cesar Chavez Community School-Admin Office	1612 Substitutes- Other Leave		\$111	\$111	
11000 Operational	1000 Instruction	52210 FICA Payments	2000 Special Programs	512001 Cesar Chavez Community School-Admin Office	1412 Teachers- Special Education	\$10,208	\$3,345	\$13,553	
11000 Operational	1000 Instruction	52220 Medicare Payments	1010 Regular Education (PreK-12) Programs	512001 Cesar Chavez Community School-Admin Office	1411 Teachers- Grades 1-12	\$7,363	\$451	\$7,814	
11000 Operational	1000 Instruction	52220 Medicare Payments	1010 Regular Education (PreK-12) Programs	512001 Cesar Chavez Community School-Admin Office	1612 Substitutes- Other Leave		\$26	\$26	
11000 Operational	1000 Instruction	52220 Medicare Payments	2000 Special Programs	512001 Cesar Chavez Community School-Admin Office	1412 Teachers- Special Education	\$2,388	\$782	\$3,170	

11000 Operational	1000 Instruction	52311 Health and Medical Premiums	1010 Regular Education (PreK-12) Programs	512001 Cesar Chavez Community School-Admin Office	1612 Substitutes-Other Leave		\$256	\$256	
11000 Operational	1000 Instruction	52311 Health and Medical Premiums	2000 Special Programs	512001 Cesar Chavez Community School-Admin Office	1412 Teachers-Special Education	\$22,866	\$1,801	\$24,667	
11000 Operational	1000 Instruction	52312 Life	1010 Regular Education (PreK-12) Programs	512001 Cesar Chavez Community School-Admin Office	1411 Teachers-Grades 1-12	\$199	\$61	\$260	
11000 Operational	1000 Instruction	52312 Life	1010 Regular Education (PreK-12) Programs	512001 Cesar Chavez Community School-Admin Office	1612 Substitutes-Other Leave		\$2	\$2	
11000 Operational	1000 Instruction	52312 Life	2000 Special Programs	512001 Cesar Chavez Community School-Admin Office	1412 Teachers-Special Education	\$64	\$34	\$98	
11000 Operational	1000 Instruction	52500 Unemployment Compensation	1010 Regular Education (PreK-12) Programs	512001 Cesar Chavez Community School-Admin Office	1411 Teachers-Grades 1-12	\$618	\$338	\$956	
11000 Operational	1000 Instruction	52500 Unemployment Compensation	1010 Regular Education (PreK-12) Programs	512001 Cesar Chavez Community School-Admin Office	1612 Substitutes-Other Leave		\$7	\$7	
11000 Operational	1000 Instruction	52500 Unemployment Compensation	2000 Special Programs	512001 Cesar Chavez Community School-Admin Office	1412 Teachers-Special Education	\$200	\$266	\$466	
11000 Operational	1000 Instruction	52710 Workers Compensation Premium	1010 Regular Education (PreK-12) Programs	512001 Cesar Chavez Community School-Admin Office	1711 Instructional Assistants - Grades 1-12	\$629	\$352	\$981	
11000 Operational	1000 Instruction	52710 Workers Compensation Premium	4025 At-Risk Special Programs	512001 Cesar Chavez Community School-Admin Office	1412 Teachers-Special Education		\$994	\$994	
11000 Operational	1000 Instruction	52720 Workers Compensation Employer's Fee	1010 Regular Education (PreK-12) Programs	512001 Cesar Chavez Community School-Admin Office	1411 Teachers-Grades 1-12	\$62	\$2	\$64	
11000 Operational	1000 Instruction	52720 Workers Compensation Employer's Fee	2000 Special Programs	512001 Cesar Chavez Community School-Admin Office	1412 Teachers-Special Education	\$20	\$6	\$26	
Sub Total							\$0		
Indirect Cost									
DOC. TOTAL							\$0		

Justification:

1000 Function Maintenance

Compliance with Sections 10-15-1 and 22-8-12, NMSA, 1978 Compilation:

A. The requested budget/changes were authorized at a scheduled Board of Education or Governance Council meeting open to the public on:

B. Justification for the transfer: Explanation such as "underbudgeted", "insufficient budget", or "needed to close out Project" ARE NOT ACCEPTABLE. Attach additional sheets if necessary.

ALL TRANSFER BARS MUST NET OUT TO ZERO ON THE DOC. TOTAL LINE.

Must submit backup for all BARs, except transfers of funds for SEG or direct grants

**STATE OF NEW MEXICO
PUBLIC EDUCATION DEPARTMENT
300 Don Gaspar Santa Fe, NM 87501-2786
Budget Adjustment Request**

Doc. ID: 512-000-2324-0020-M

Fund Type: Flowthrough

Adjustment Type: Maintenance

Fiscal Year: 2023-2024

Entity Name: Cesar Chavez Community School

Adjustment Changes Intent/Scope of Program Yes or No?: No

Contact: Rebekah Runyan, Business Manager

Total Approved Budget (Flowthrough):

Phone: 505-452-7481

Email: rebekah@k12accounting.com

FLOWTHROUGH ONLY	Budget Period: 07/01/2023	To: 06/30/2024
	A. Approved Carryover:	
	B. Total Current Year Allocation:	
	D. Total Funding Available:	

Fund	Function	Object	Program	Location	Job Class	Present Budget	Adj Amt Exp	Adj Budget	ADD'L FTE
24330 ARP ESSER III	1000 Instruction	51100 Salaries Expense	1010 Regular Education (PreK-12) Programs	512001 Cesar Chavez Community School-Admin Office	1411 Teachers-Grades 1-12	\$25,630	(\$5,879)	\$19,751	
24330 ARP ESSER III	1000 Instruction	51100 Salaries Expense	2000 Special Programs	512001 Cesar Chavez Community School-Admin Office	1412 Teachers-Special Education	\$45,279	(\$44,494)	\$785	
24330 ARP ESSER III	1000 Instruction	52111 Educational Retirement	1010 Regular Education (PreK-12) Programs	512001 Cesar Chavez Community School-Admin Office	1411 Teachers-Grades 1-12	\$13,555	(\$9,970)	\$3,585	
24330 ARP ESSER III	1000 Instruction	52111 Educational Retirement	2000 Special Programs	512001 Cesar Chavez Community School-Admin Office	1412 Teachers-Special Education	\$8,219	(\$8,076)	\$143	
24330 ARP ESSER III	1000 Instruction	52112 ERA - Retiree Health	1010 Regular Education (PreK-12) Programs	512001 Cesar Chavez Community School-Admin Office	1411 Teachers-Grades 1-12	\$1,494	(\$1,099)	\$395	
24330 ARP ESSER III	1000 Instruction	52112 ERA - Retiree Health	2000 Special Programs	512001 Cesar Chavez Community School-Admin Office	1412 Teachers-Special Education	\$906	(\$890)	\$16	
24330 ARP ESSER III	1000 Instruction	52210 FICA Payments	1010 Regular Education (PreK-12) Programs	512001 Cesar Chavez Community School-Admin Office	1411 Teachers-Grades 1-12	\$4,631	(\$3,488)	\$1,143	
24330 ARP ESSER III	1000 Instruction	52210 FICA Payments	2000 Special Programs	512001 Cesar Chavez Community School-Admin Office	1412 Teachers-Special Education	\$2,808	(\$2,761)	\$47	
24330 ARP ESSER III	1000 Instruction	52220 Medicare Payments	1010 Regular Education (PreK-12) Programs	512001 Cesar Chavez Community School-Admin Office	1411 Teachers-Grades 1-12	\$1,084	(\$816)	\$268	
24330 ARP ESSER III	1000 Instruction	52220 Medicare Payments	2000 Special Programs	512001 Cesar Chavez Community School-Admin Office	1412 Teachers-Special Education	\$657	(\$646)	\$11	
24330 ARP ESSER III	1000 Instruction	52311 Health and Medical Premiums	1010 Regular Education (PreK-12) Programs	512001 Cesar Chavez Community School-Admin Office	1411 Teachers-Grades 1-12	\$7,802	(\$4,638)	\$3,164	

24330 ARP ESSER III	1000 Instruction	52311 Health and Medical Premiums	2000 Special Programs	512001 Cesar Chavez Community School-Admin Office	1412 Teachers- Special Education	\$5,589	(\$5,526)	\$63	
24330 ARP ESSER III	1000 Instruction	52312 Life	2000 Special Programs	512001 Cesar Chavez Community School-Admin Office	1412 Teachers- Special Education	\$21	(\$20)	\$1	
24330 ARP ESSER III	1000 Instruction	52312 Life	1010 Regular Education (PreK-12) Programs	512001 Cesar Chavez Community School-Admin Office	1411 Teachers- Grades 1-12	\$39	(\$29)	\$10	
24330 ARP ESSER III	1000 Instruction	52313 Dental	2000 Special Programs	512001 Cesar Chavez Community School-Admin Office	1412 Teachers- Special Education	\$295	(\$293)	\$2	
24330 ARP ESSER III	1000 Instruction	52313 Dental	1010 Regular Education (PreK-12) Programs	512001 Cesar Chavez Community School-Admin Office	1411 Teachers- Grades 1-12	\$290	(\$162)	\$128	
24330 ARP ESSER III	1000 Instruction	52314 Vision	2000 Special Programs	512001 Cesar Chavez Community School-Admin Office	1412 Teachers- Special Education	\$34	(\$33)	\$1	
24330 ARP ESSER III	1000 Instruction	52314 Vision	1010 Regular Education (PreK-12) Programs	512001 Cesar Chavez Community School-Admin Office	1411 Teachers- Grades 1-12	\$64	(\$44)	\$20	
24330 ARP ESSER III	1000 Instruction	52315 Disability	1010 Regular Education (PreK-12) Programs	512001 Cesar Chavez Community School-Admin Office	1411 Teachers- Grades 1-12	\$53	(\$13)	\$40	
24330 ARP ESSER III	1000 Instruction	52500 Unemployment Compensation	1010 Regular Education (PreK-12) Programs	512001 Cesar Chavez Community School-Admin Office	1411 Teachers- Grades 1-12	\$120	(\$120)		
24330 ARP ESSER III	1000 Instruction	52500 Unemployment Compensation	2000 Special Programs	512001 Cesar Chavez Community School-Admin Office	1412 Teachers- Special Education	\$65	(\$65)		
24330 ARP ESSER III	1000 Instruction	52710 Workers Compensation Premium	2000 Special Programs	512001 Cesar Chavez Community School-Admin Office	1412 Teachers- Special Education	\$490	(\$79)	\$411	
24330 ARP ESSER III	1000 Instruction	52720 Workers Compensation Employer's Fee	1010 Regular Education (PreK-12) Programs	512001 Cesar Chavez Community School-Admin Office	1411 Teachers- Grades 1-12	\$12	(\$6)	\$6	
24330 ARP ESSER III	1000 Instruction	52720 Workers Compensation Employer's Fee	2000 Special Programs	512001 Cesar Chavez Community School-Admin Office	1412 Teachers- Special Education	\$7	(\$6)	\$1	
24330 ARP ESSER III	1000 Instruction	51100 Salaries Expense	1010 Regular Education (PreK-12) Programs	512001 Cesar Chavez Community School-Admin Office	1711 Instructional Assistants - Grades 1-12		\$42,570	\$42,570	1.00
24330 ARP ESSER III	1000 Instruction	51100 Salaries Expense	0000 No Program	512001 Cesar Chavez Community School-Admin Office	1611 Substitutes- Sick Leave		\$15,976	\$15,976	
24330 ARP ESSER III	1000 Instruction	52111 Educational Retirement	1010 Regular Education (PreK-12) Programs	512001 Cesar Chavez Community School-Admin Office	1711 Instructional Assistants - Grades 1-12		\$6,075	\$6,075	

24330 ARP ESSER III	1000 Instruction	52111 Educational Retirement	0000 No Program	512001 Cesar Chavez Community School-Admin Office	1611 Substitutes-Sick Leave		\$2,900	\$2,900	
24330 ARP ESSER III	1000 Instruction	52112 ERA - Retiree Health	1010 Regular Education (PreK-12) Programs	512001 Cesar Chavez Community School-Admin Office	1711 Instructional Assistants - Grades 1-12		\$670	\$670	
24330 ARP ESSER III	1000 Instruction	52112 ERA - Retiree Health	0000 No Program	512001 Cesar Chavez Community School-Admin Office	1611 Substitutes-Sick Leave		\$320	\$320	
24330 ARP ESSER III	1000 Instruction	52210 FICA Payments	1010 Regular Education (PreK-12) Programs	512001 Cesar Chavez Community School-Admin Office	1711 Instructional Assistants - Grades 1-12		\$2,005	\$2,005	
24330 ARP ESSER III	1000 Instruction	52210 FICA Payments	0000 No Program	512001 Cesar Chavez Community School-Admin Office	1611 Substitutes-Sick Leave		\$991	\$991	
24330 ARP ESSER III	1000 Instruction	52220 Medicare Payments	1010 Regular Education (PreK-12) Programs	512001 Cesar Chavez Community School-Admin Office	1711 Instructional Assistants - Grades 1-12		\$469	\$469	
24330 ARP ESSER III	1000 Instruction	52220 Medicare Payments	0000 No Program	512001 Cesar Chavez Community School-Admin Office	1611 Substitutes-Sick Leave		\$232	\$232	
24330 ARP ESSER III	1000 Instruction	52311 Health and Medical Premiums	1010 Regular Education (PreK-12) Programs	512001 Cesar Chavez Community School-Admin Office	1711 Instructional Assistants - Grades 1-12		\$4,347	\$4,347	
24330 ARP ESSER III	1000 Instruction	52312 Life	1010 Regular Education (PreK-12) Programs	512001 Cesar Chavez Community School-Admin Office	1711 Instructional Assistants - Grades 1-12		\$31	\$31	
24330 ARP ESSER III	1000 Instruction	52313 Dental	1010 Regular Education (PreK-12) Programs	512001 Cesar Chavez Community School-Admin Office	1711 Instructional Assistants - Grades 1-12		\$241	\$241	
24330 ARP ESSER III	1000 Instruction	52500 Unemployment Compensation	0000 No Program	512001 Cesar Chavez Community School-Admin Office	1611 Substitutes-Sick Leave		\$53	\$53	
24330 ARP ESSER III	1000 Instruction	52500 Unemployment Compensation	1010 Regular Education (PreK-12) Programs	512001 Cesar Chavez Community School-Admin Office	1711 Instructional Assistants - Grades 1-12		\$79	\$79	
24330 ARP ESSER III	1000 Instruction	52710 Workers Compensation Premium	1010 Regular Education (PreK-12) Programs	512001 Cesar Chavez Community School-Admin Office	1711 Instructional Assistants - Grades 1-12		\$550	\$550	
24330 ARP ESSER III	1000 Instruction	52720 Workers Compensation Employer's Fee	0000 No Program	512001 Cesar Chavez Community School-Admin Office	1610 Substitutes Professional Development		\$7	\$7	
24330 ARP ESSER III	1000 Instruction	52720 Workers Compensation Employer's Fee	1010 Regular Education (PreK-12) Programs	512001 Cesar Chavez Community School-Admin Office	1711 Instructional Assistants - Grades 1-12		\$7	\$7	
24330 ARP ESSER III	1000 Instruction	56113 Software	1010 Regular Education (PreK-12) Programs	512001 Cesar Chavez Community School-Admin Office	0000 No Job Class		\$11,610	\$11,610	

24330 ARP ESSER III	1000 Instruction	56118 General Supplies and Materials	1010 Regular Education (PreK-12) Programs	512001 Cesar Chavez Community School-Admin Office	0000 No Job Class		\$20	\$20		
							Sub Total	\$0		1.00
							Indirect Cost			
							DOC. TOTAL	\$0		

Justification:

1000 function maintenance

Compliance with Sections 10-15-1 and 22-8-12, NMSA, 1978 Compilation:

A. The requested budget/changes were authorized at a scheduled Board of Education or Governance Council meeting open to the public on:

B. Justification for the transfer: Explanation such as "underbudgeted", "insufficient budget", or "needed to close out Project" ARE NOT ACCEPTABLE. Attach additional sheets if necessary.

ALL TRANSFER BARS MUST NET OUT TO ZERO ON THE DOC. TOTAL LINE.

Must submit backup for all BARs, except transfers of funds for SEG or direct grants

STATE OF NEW MEXICO
PUBLIC EDUCATION DEPARTMENT
 300 Don Gaspar Santa Fe, NM 87501-2786
Budget Adjustment Request

Doc. ID: 512-000-2324-0021-M

Fund Type: Flowthrough

Adjustment Type: Maintenance

Fiscal Year: 2023-2024

Entity Name: Cesar Chavez Community School

Adjustment Changes Intent/Scope of Program Yes or No?: No

Contact: Rebekah Runyan, Business Manager

Total Approved Budget (Flowthrough):

Phone: 505-452-7481

Email: rebekah@k12accounting.com

FLOWTHROUGH ONLY	Budget Period: 07/01/2023	To: 06/30/2024
A. Approved Carryover:		
B. Total Current Year Allocation:		
D. Total Funding Available:		

Fund	Function	Object	Program	Location	Job Class	Present Budget	Adj Amt Exp	Adj Budget	ADD'L FTE
24330 ARP ESSER III	2100 Support Services-Students	51100 Salaries Expense	0000 No Program	512001 Cesar Chavez Community School-Admin Office	1214 Guidance Counselors/Social Workers	\$50,080	(\$1,118)	\$48,962	
24330 ARP ESSER III	2100 Support Services-Students	51100 Salaries Expense	0000 No Program	512001 Cesar Chavez Community School-Admin Office	1218 School/Student Support	\$49,000	(\$13,375)	\$35,625	
24330 ARP ESSER III	2100 Support Services-Students	52111 Educational Retirement	0000 No Program	512001 Cesar Chavez Community School-Admin Office	1214 Guidance Counselors/Social Workers	\$9,090	(\$209)	\$8,881	
24330 ARP ESSER III	2100 Support Services-Students	52112 ERA - Retiree Health	0000 No Program	512001 Cesar Chavez Community School-Admin Office	1214 Guidance Counselors/Social Workers	\$1,002	(\$23)	\$979	
24330 ARP ESSER III	2100 Support Services-Students	52210 FICA Payments	0000 No Program	512001 Cesar Chavez Community School-Admin Office	1214 Guidance Counselors/Social Workers	\$3,105	(\$180)	\$2,925	
24330 ARP ESSER III	2100 Support Services-Students	52220 Medicare Payments	0000 No Program	512001 Cesar Chavez Community School-Admin Office	1214 Guidance Counselors/Social Workers	\$727	(\$43)	\$684	
24330 ARP ESSER III	2100 Support Services-Students	52710 Workers Compensation Premium	0000 No Program	512001 Cesar Chavez Community School-Admin Office	1214 Guidance Counselors/Social Workers	\$583	(\$75)	\$508	
24330 ARP ESSER III	2100 Support Services-Students	52111 Educational Retirement	0000 No Program	512001 Cesar Chavez Community School-Admin Office	1218 School/Student Support		\$6,466	\$6,466	
24330 ARP ESSER III	2100 Support Services-Students	52112 ERA - Retiree Health	0000 No Program	512001 Cesar Chavez Community School-Admin Office	1218 School/Student Support		\$713	\$713	
24330 ARP ESSER III	2100 Support Services-Students	52210 FICA Payments	0000 No Program	512001 Cesar Chavez Community School-Admin Office	1218 School/Student Support		\$2,146	\$2,146	
24330 ARP ESSER III	2100 Support Services-Students	52220 Medicare Payments	0000 No Program	512001 Cesar Chavez Community School-Admin Office	1218 School/Student Support		\$502	\$502	

24330 ARP ESSER III	2100 Support Services-Students	52311 Health and Medical Premiums	0000 No Program	512001 Cesar Chavez Community School-Admin Office	1214 Guidance Counselors/So cial Workers	\$3,572	\$412	\$3,984		
24330 ARP ESSER III	2100 Support Services-Students	52311 Health and Medical Premiums	0000 No Program	512001 Cesar Chavez Community School-Admin Office	1218 School/Student Support		\$3,933	\$3,933		
24330 ARP ESSER III	2100 Support Services-Students	52312 Life	0000 No Program	512001 Cesar Chavez Community School-Admin Office	1214 Guidance Counselors/So cial Workers	\$23	\$3	\$26		
24330 ARP ESSER III	2100 Support Services-Students	52312 Life	0000 No Program	512001 Cesar Chavez Community School-Admin Office	1218 School/Student Support		\$28	\$28		
24330 ARP ESSER III	2100 Support Services-Students	52313 Dental	0000 No Program	512001 Cesar Chavez Community School-Admin Office	1214 Guidance Counselors/So cial Workers	\$85	\$5	\$90		
24330 ARP ESSER III	2100 Support Services-Students	52313 Dental	0000 No Program	512001 Cesar Chavez Community School-Admin Office	1218 School/Student Support		\$109	\$109		
24330 ARP ESSER III	2100 Support Services-Students	52314 Vision	0000 No Program	512001 Cesar Chavez Community School-Admin Office	1214 Guidance Counselors/So cial Workers	\$37	\$2	\$39		
24330 ARP ESSER III	2100 Support Services-Students	52314 Vision	0000 No Program	512001 Cesar Chavez Community School-Admin Office	1218 School/Student Support		\$48	\$48		
24330 ARP ESSER III	2100 Support Services-Students	52315 Disability	0000 No Program	512001 Cesar Chavez Community School-Admin Office	1218 School/Student Support		\$162	\$162		
24330 ARP ESSER III	2100 Support Services-Students	52500 Unemployment Compensation	0000 No Program	512001 Cesar Chavez Community School-Admin Office	1214 Guidance Counselors/So cial Workers	\$70	\$4	\$74		
24330 ARP ESSER III	2100 Support Services-Students	52500 Unemployment Compensation	0000 No Program	512001 Cesar Chavez Community School-Admin Office	1218 School/Student Support		\$7	\$7		
24330 ARP ESSER III	2100 Support Services-Students	52720 Workers Compensation Employer's Fee	0000 No Program	512001 Cesar Chavez Community School-Admin Office	1218 School/Student Support		\$7	\$7		
24330 ARP ESSER III	2600 Operation & Maintenance of Plant	54416 Communication Services	0000 No Program	512001 Cesar Chavez Community School-Admin Office	0000 No Job Class	\$50	\$476	\$526		
Sub Total								\$0		
Indirect Cost										
DOC. TOTAL								\$0		

Justification:

2XXX function maintenance

Compliance with Sections 10-15-1 and 22-8-12, NMSA, 1978 Compilation:

A. The requested budget/changes were authorized at a scheduled Board of Education or Governance Council meeting open to the public on:

B. Justification for the transfer: Explanation such as "underbudgeted", "insufficient budget", or "needed to close out Project" ARE NOT ACCEPTABLE. Attach additional sheets if necessary.

ALL TRANSFER BARS MUST NET OUT TO ZERO ON THE DOC. TOTAL LINE.

Must submit backup for all BARs, except transfers of funds for SEG or direct grants

STATE OF NEW MEXICO
PUBLIC EDUCATION DEPARTMENT
 300 Don Gaspar Santa Fe, NM 87501-2786
Budget Adjustment Request

Doc. ID: 512-000-2324-0022-M
 Fund Type: Flowthrough
 Adjustment Type: Maintenance

Fiscal Year: 2023-2024

Entity Name: Cesar Chavez Community School

Adjustment Changes Intent/Scope of Program Yes or No?: No

Contact: Rebekah Runyan, Business Manager

Total Approved Budget (Flowthrough):

Phone: 505-452-7481

Email: rebekah@k12accounting.com

FLOWTHROUGH ONLY
Budget Period: 07/01/2023 To: 06/30/2024
A. Approved Carryover:
B. Total Current Year Allocation:
D. Total Funding Available:

Fund	Function	Object	Program	Location	Job Class	Present Budget	Adj Amt Exp	Adj Budget	ADD'L FTE
27901 Indian Education Act Funding HB2 regular 2023	1000 Instruction	51100 Salaries Expense	1010 Regular Education (PreK-12) Programs	512001 Cesar Chavez Community School-Admin Office	1411 Teachers-Grades 1-12	\$39,536	(\$9,355)	\$30,181	
27901 Indian Education Act Funding HB2 regular 2023	1000 Instruction	52111 Educational Retirement	1010 Regular Education (PreK-12) Programs	512001 Cesar Chavez Community School-Admin Office	1411 Teachers-Grades 1-12	\$7,176	(\$5,928)	\$1,248	
27901 Indian Education Act Funding HB2 regular 2023	1000 Instruction	52112 ERA - Retiree Health	1010 Regular Education (PreK-12) Programs	512001 Cesar Chavez Community School-Admin Office	1411 Teachers-Grades 1-12	\$791	(\$653)	\$138	
27901 Indian Education Act Funding HB2 regular 2023	1000 Instruction	52210 FICA Payments	1010 Regular Education (PreK-12) Programs	512001 Cesar Chavez Community School-Admin Office	1411 Teachers-Grades 1-12	\$2,452	(\$2,025)	\$427	
27901 Indian Education Act Funding HB2 regular 2023	1000 Instruction	52220 Medicare Payments	1010 Regular Education (PreK-12) Programs	512001 Cesar Chavez Community School-Admin Office	1411 Teachers-Grades 1-12	\$574	(\$474)	\$100	
27901 Indian Education Act Funding HB2 regular 2023	1000 Instruction	52311 Health and Medical Premiums	1010 Regular Education (PreK-12) Programs	512001 Cesar Chavez Community School-Admin Office	1411 Teachers-Grades 1-12	\$2,889	(\$2,889)		
27901 Indian Education Act Funding HB2 regular 2023	1000 Instruction	52312 Life	1010 Regular Education (PreK-12) Programs	512001 Cesar Chavez Community School-Admin Office	1411 Teachers-Grades 1-12	\$23	(\$23)		

27901 Indian Education Act Funding HB2 regular 2023	1000 Instruction	52313 Dental	1010 Regular Education (PreK-12) Programs	512001 Cesar Chavez Community School-Admin Office	1411 Teachers-Grades 1-12	\$169	(\$169)		
27901 Indian Education Act Funding HB2 regular 2023	1000 Instruction	52314 Vision	1010 Regular Education (PreK-12) Programs	512001 Cesar Chavez Community School-Admin Office	1411 Teachers-Grades 1-12	\$37	(\$37)		
27901 Indian Education Act Funding HB2 regular 2023	1000 Instruction	52500 Unemployment Compensation	1010 Regular Education (PreK-12) Programs	512001 Cesar Chavez Community School-Admin Office	1411 Teachers-Grades 1-12	\$70	(\$61)	\$9	
27901 Indian Education Act Funding HB2 regular 2023	1000 Instruction	52710 Workers Compensation Premium	1010 Regular Education (PreK-12) Programs	512001 Cesar Chavez Community School-Admin Office	1411 Teachers-Grades 1-12	\$802	(\$802)		
27901 Indian Education Act Funding HB2 regular 2023	1000 Instruction	52720 Workers Compensation Employer's Fee	1010 Regular Education (PreK-12) Programs	512001 Cesar Chavez Community School-Admin Office	1411 Teachers-Grades 1-12	\$7	(\$7)		
27901 Indian Education Act Funding HB2 regular 2023	1000 Instruction	51100 Salaries Expense	1010 Regular Education (PreK-12) Programs	512001 Cesar Chavez Community School-Admin Office	1711 Instructional Assistants - Grades 1-12		\$10,632	\$10,632	
27901 Indian Education Act Funding HB2 regular 2023	1000 Instruction	51300 Additional Compensation	1010 Regular Education (PreK-12) Programs	512001 Cesar Chavez Community School-Admin Office	1411 Teachers-Grades 1-12		\$6,875	\$6,875	
27901 Indian Education Act Funding HB2 regular 2023	1000 Instruction	51300 Additional Compensation	1010 Regular Education (PreK-12) Programs	512001 Cesar Chavez Community School-Admin Office	1711 Instructional Assistants - Grades 1-12		\$1,500	\$1,500	
27901 Indian Education Act Funding HB2 regular 2023	1000 Instruction	52111 Educational Retirement	1010 Regular Education (PreK-12) Programs	512001 Cesar Chavez Community School-Admin Office	1711 Instructional Assistants - Grades 1-12		\$2,202	\$2,202	
27901 Indian Education Act Funding HB2 regular 2023	1000 Instruction	52112 ERA - Retiree Health	1010 Regular Education (PreK-12) Programs	512001 Cesar Chavez Community School-Admin Office	1711 Instructional Assistants - Grades 1-12		\$243	\$243	

27901 Indian Education Act Funding HB2 regular 2023	1000 Instruction	52210 FICA Payments	1010 Regular Education (PreK-12) Programs	512001 Cesar Chavez Community School-Admin Office	1711 Instructional Assistants - Grades 1-12		\$753	\$753	
27901 Indian Education Act Funding HB2 regular 2023	1000 Instruction	52220 Medicare Payments	1010 Regular Education (PreK-12) Programs	512001 Cesar Chavez Community School-Admin Office	1711 Instructional Assistants - Grades 1-12		\$176	\$176	
27901 Indian Education Act Funding HB2 regular 2023	1000 Instruction	52312 Life	1010 Regular Education (PreK-12) Programs	512001 Cesar Chavez Community School-Admin Office	1711 Instructional Assistants - Grades 1-12		\$10	\$10	
27901 Indian Education Act Funding HB2 regular 2023	1000 Instruction	52500 Unemployment Compensation	1010 Regular Education (PreK-12) Programs	512001 Cesar Chavez Community School-Admin Office	1711 Instructional Assistants - Grades 1-12		\$29	\$29	
27901 Indian Education Act Funding HB2 regular 2023	1000 Instruction	52720 Workers Compensation Employer's Fee	1010 Regular Education (PreK-12) Programs	512001 Cesar Chavez Community School-Admin Office	1711 Instructional Assistants - Grades 1-12		\$3	\$3	
Sub Total							\$0		
Indirect Cost									
DOC. TOTAL							\$0		

Justification:

Function maintenance

Compliance with Sections 10-15-1 and 22-8-12, NMSA, 1978 Compilation:

A. The requested budget/changes were authorized at a scheduled Board of Education or Governance Council meeting open to the public on:

B. Justification for the transfer: Explanation such as "underbudgeted", "insufficient budget", or "needed to close out Project" ARE NOT ACCEPTABLE. Attach additional sheets if necessary.

ALL TRANSFER BARS MUST NET OUT TO ZERO ON THE DOC. TOTAL LINE.

Must submit backup for all BARs, except transfers of funds for SEG or direct grants

**STATE OF NEW MEXICO
PUBLIC EDUCATION DEPARTMENT
300 Don Gaspar Santa Fe, NM 87501-2786
Budget Adjustment Request**

Doc. ID: 512-000-2324-0023-I

Fund Type: Flowthrough

Adjustment Type: Increase

Fiscal Year: 2023-2024

Entity Name: Cesar Chavez Community School

Adjustment Changes Intent/Scope of Program Yes or No?: No

Contact: Rebekah Runyan, Business Manager

Total Approved Budget (Flowthrough):

Phone: 505-452-7481

Email: rebekah@k12accounting.com

FLOWTHROUGH ONLY	Budget Period: 07/01/2023	To: 06/30/2024
A. Approved Carryover:		
B. Total Current Year Allocation:		
D. Total Funding Available:		

Revenue 24330.0000.44500 \$4,746

Fund	Function	Object	Program	Location	Job Class	Present Budget	Adj Amt Exp	Adj Budget	ADD'L FTE
24330 ARP ESSER III	1000 Instruction	56118 General Supplies and Materials	1010 Regular Education (PreK-12) Programs	512001 Cesar Chavez Community School-Admin Office	0000 No Job Class		\$4,746	\$4,746	
						Sub Total	\$4,746		
						Indirect Cost			
						DOC. TOTAL	\$4,746		

Justification:

To budget USDE ARP Final award Fy24

Compliance with Sections 10-15-1 and 22-8-12, NMSA, 1978 Compilation:

A. The requested budget/changes were authorized at a scheduled Board of Education or Governance Council meeting open to the public on:

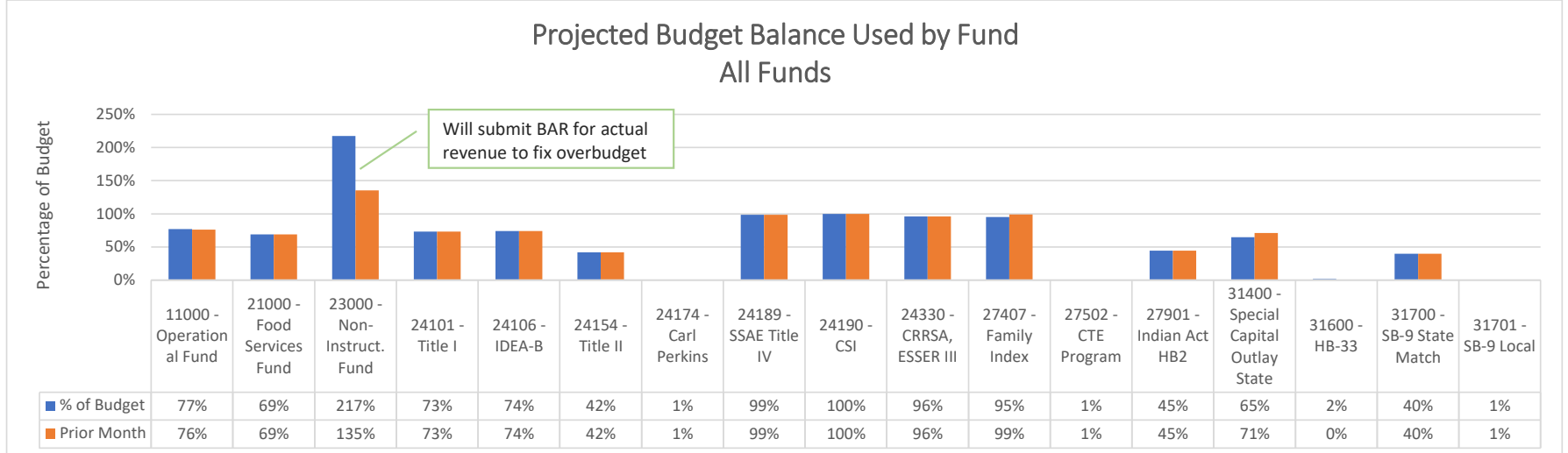
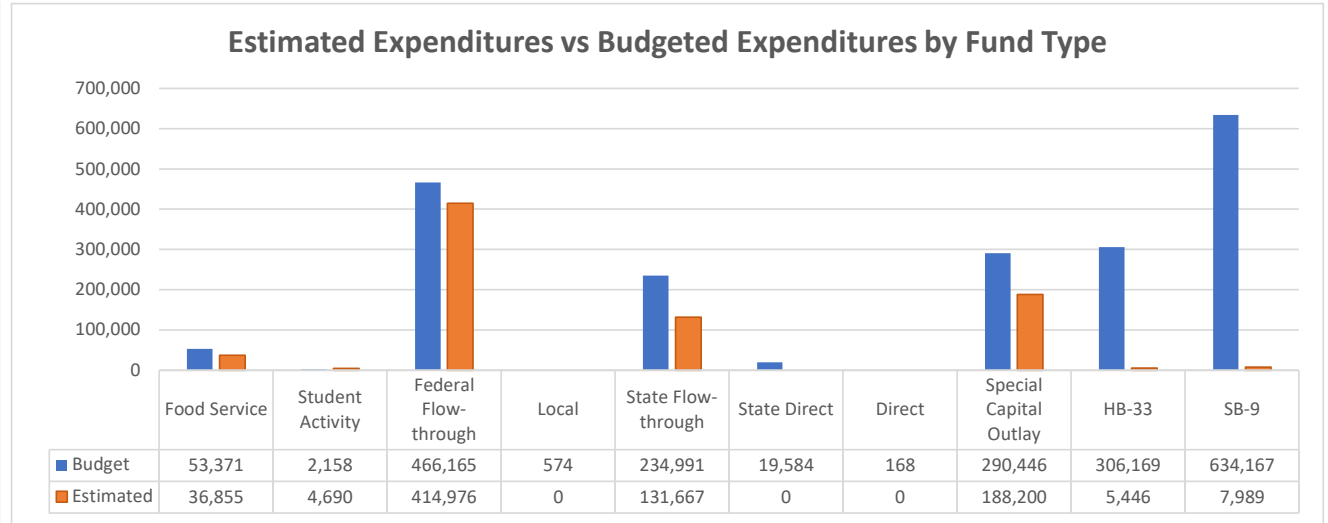
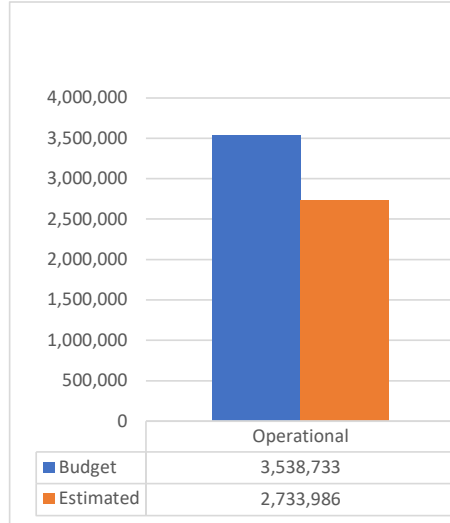
B. Justification for the transfer: Explanation such as "underbudgeted", "insufficient budget", or "needed to close out Project" ARE NOT ACCEPTABLE. Attach additional sheets if necessary.

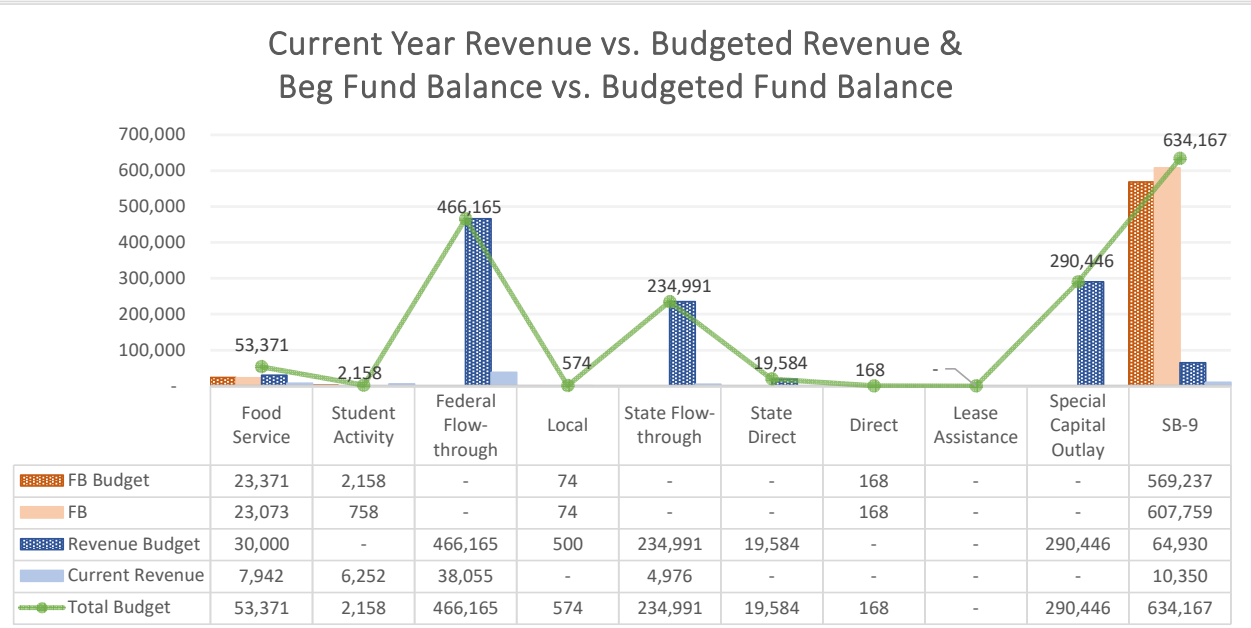
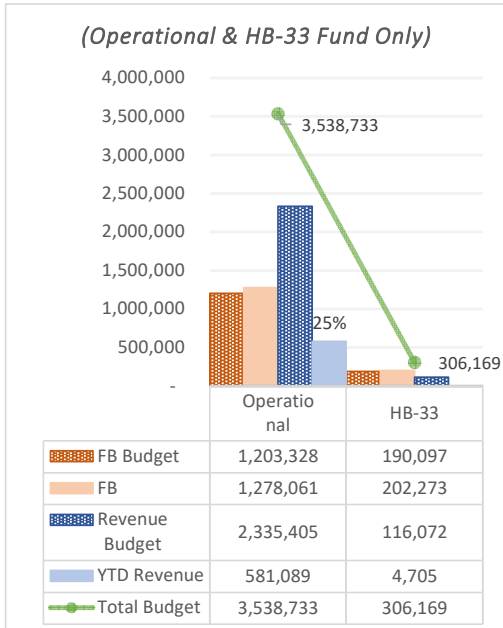
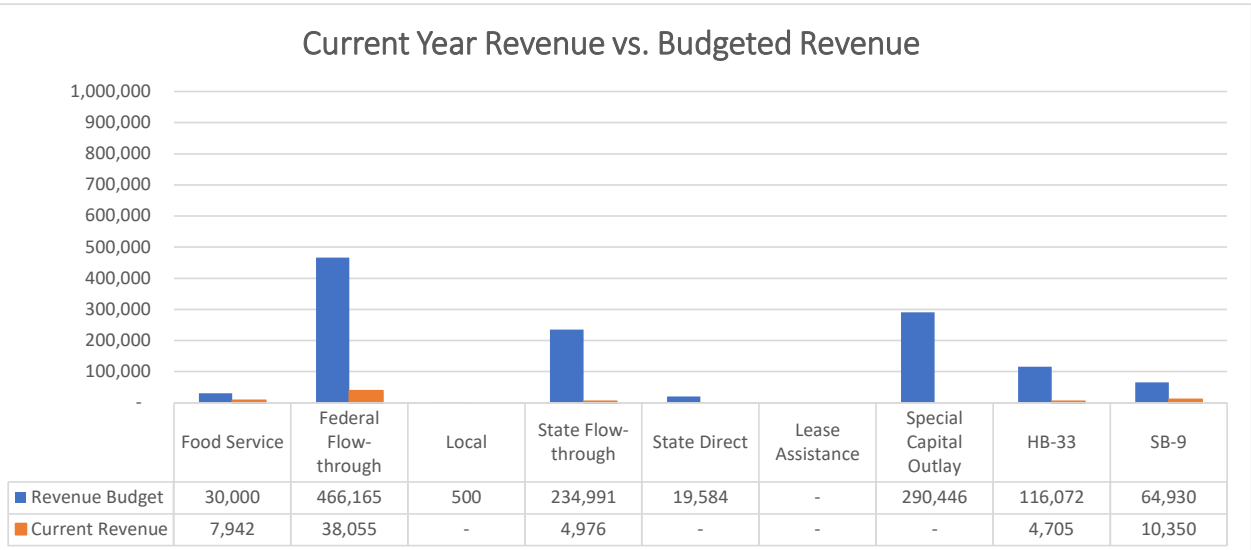
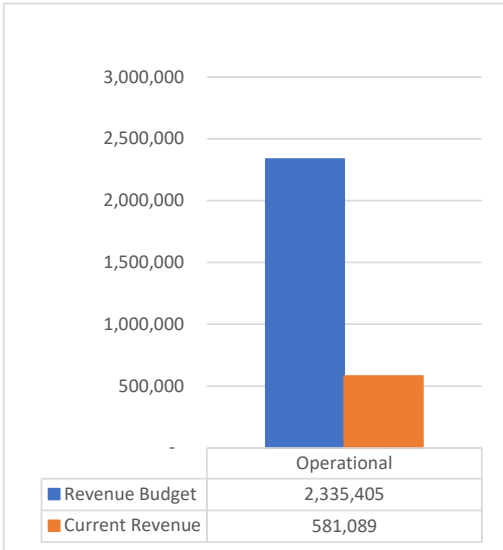
ALL TRANSFER BARS MUST NET OUT TO ZERO ON THE DOC. TOTAL LINE.

Cesar Chavez Community School

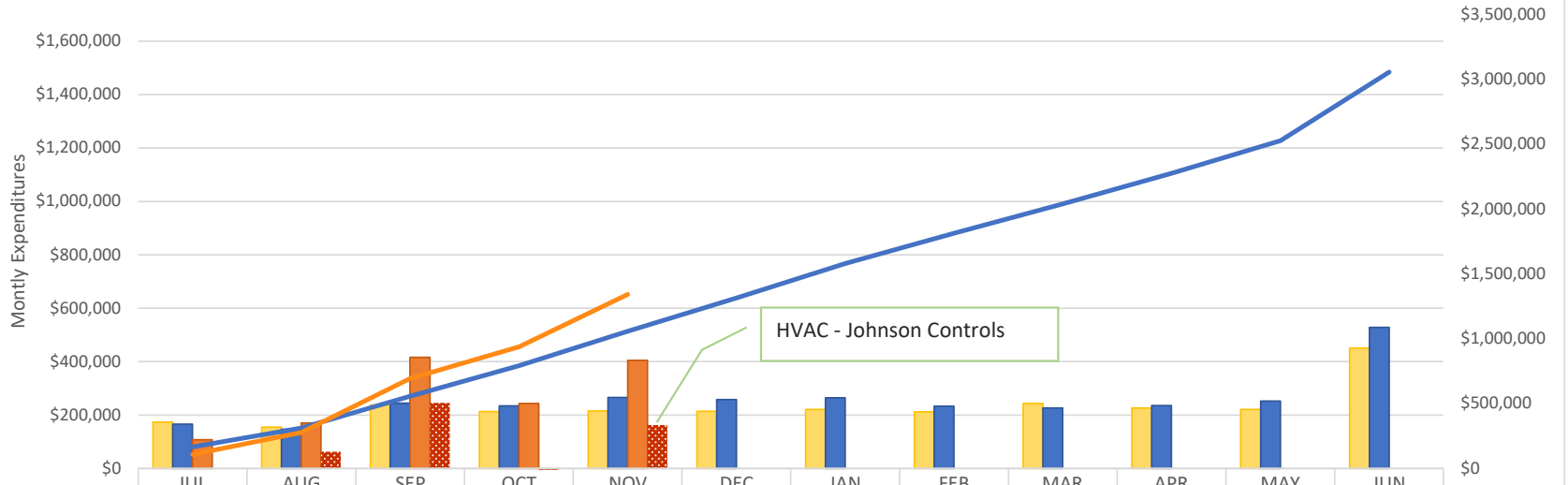
Expenditure Analytical Review

November 30, 2023



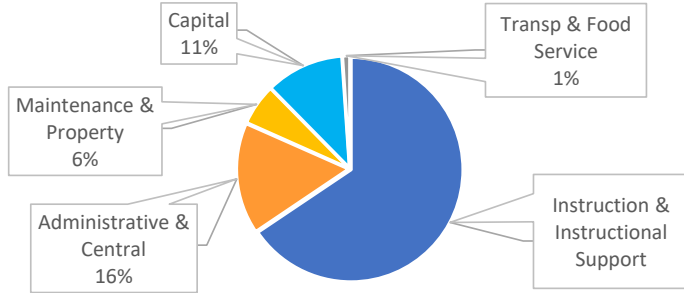


Yearly Expenditure Comparison by Month - All Funds

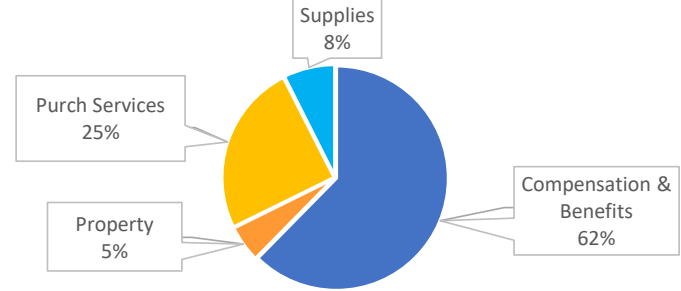


	JUL	AUG	SEP	OCT	NOV	DEC	JAN	FEB	MAR	APR	MAY	JUN
2021/2022	\$174,250	\$154,657	\$237,922	\$213,328	\$215,427	\$214,021	\$221,286	\$211,638	\$243,855	\$226,061	\$220,439	\$450,564
2022/2023	\$165,606	\$147,177	\$244,041	\$234,270	\$266,280	\$257,813	\$264,238	\$233,357	\$226,361	\$235,038	\$252,009	\$527,974
2023/2024	\$107,183	\$170,231	\$416,303	\$242,851	\$405,026							
Monthly Change	\$0	\$63,048	\$246,071	-\$173,452	\$162,176							
YTD PY	\$165,606	\$312,783	\$556,823	\$791,093	\$1,057,373	\$1,315,186	\$1,579,424	\$1,812,781	\$2,039,142	\$2,274,179	\$2,526,188	\$3,054,162
YTD	\$107,183	\$277,415	\$693,718	\$936,569	\$1,341,595							

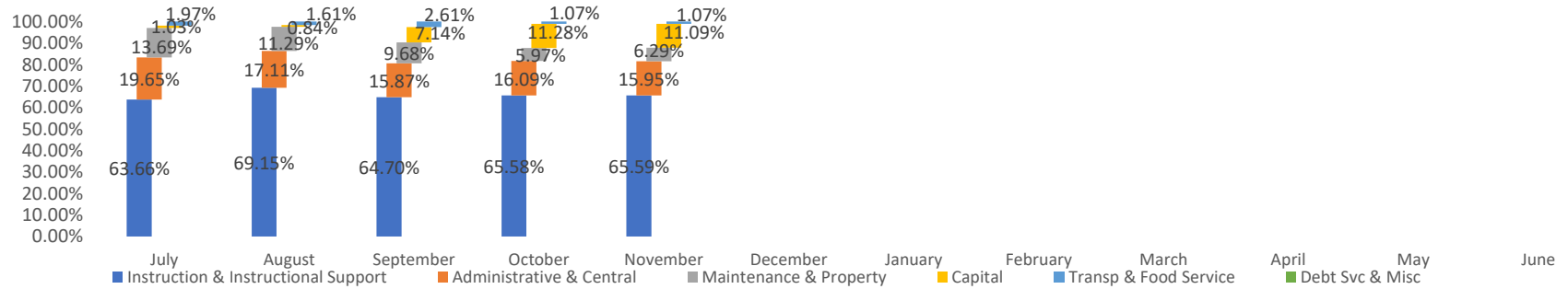
Estimated Expenditures by Function - All Funds



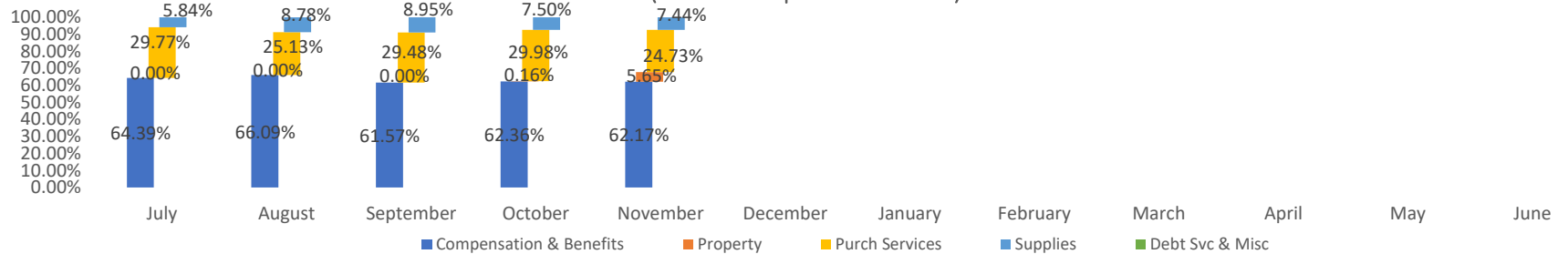
Estimated Expenditures by Object - All Funds



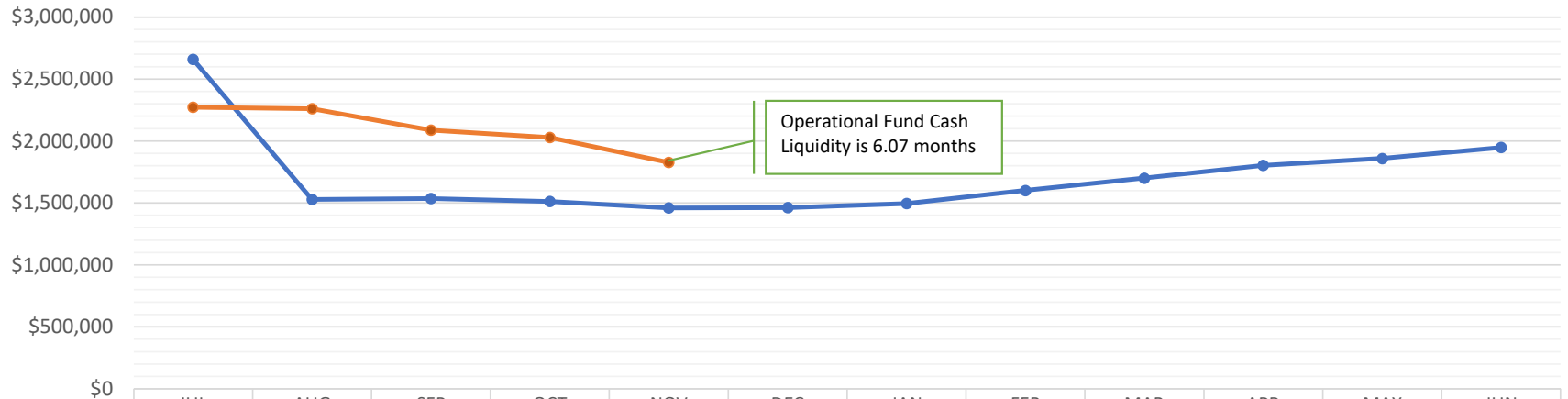
Function Code Change in Percentage by Month
(All Funds - Exp & Encumbrance)



Object Code Change in Percentage by Month
(All Funds - Exp & Encumbrance)



Monthly Cash Balance All Funds



	JUL	AUG	SEP	OCT	NOV	DEC	JAN	FEB	MAR	APR	MAY	JUN
● FY2023	\$2,659,548	\$1,528,172	\$1,536,319	\$1,511,757	\$1,461,033	\$1,461,818	\$1,495,930	\$1,600,897	\$1,700,124	\$1,803,513	\$1,858,947	\$1,947,798
● FY2024	\$2,271,812	\$2,260,829	\$2,088,555	\$2,027,887	\$1,826,464							

ReqPay12b

Board Report

Checks Dated 11/01/2023 through 11/30/2023

Check Number	Check Date	Pay to the Order of	Check Amount
14121	11/06/2023	ACES	11,526.41
14122	11/06/2023	AJF Enterprise Inc	1,592.22
14123	11/06/2023	Amazon Capital Services, Inc	299.80
14124	11/06/2023	CCCS Education Foundation	19,077.33
14125	11/06/2023	Charter School Testing Svcs.	1,514.82
14126	11/06/2023	Dick Blick Art Materials	363.06
14127	11/06/2023	LaBarge Landscape	139.91
14128	11/06/2023	Mobile Beacon	1,375.00
14129	11/06/2023	Panoptic Clean LLC	2,450.56
14130	11/06/2023	Pitney Bowes	500.00
14131	11/06/2023	EPARS TSA Consulting Group Inc	200.00
14132	11/06/2023	NM RHC	3,851.83
14135	11/09/2023	ACT, Inc.	143.00
14136	11/09/2023	Amazon Capital Services, Inc	128.91
14137	11/09/2023	CCCS Education Foundation	19,077.33
14138	11/09/2023	Dry Fly Enterprises, Inc	8,447.22
14139	11/09/2023	JMP Academy	2,049.42
14140	11/09/2023	Johnson Controls Inc	116,000.00
14141	11/09/2023	PNM	2,059.63
14142	11/09/2023	Rosetta Stone LLC	1,100.00
14143	11/06/2023	ABCWUA	19.11
14144	11/06/2023	ABCWUA	700.69
14145	11/13/2023	NM Educational RetirementBoard	37,041.72
14146	11/13/2023	NM Taxation/Revenue Department	3,775.51
14147	11/14/2023	Ehlert, Karen	6,098.74
14148	11/16/2023	ACES	3,631.25
14149	11/16/2023	AJF Enterprise Inc	1,592.22
14150	11/16/2023	Amazon Capital Services, Inc	1,805.07
14151	11/16/2023	Arness, Tani	220.63
14152	11/16/2023	Century Link	122.08
14153	11/16/2023	Century Link	136.36
14154	11/16/2023	Century Link	648.66
14155	11/16/2023	Charter School Nursing	1,937.25
14156	11/16/2023	Crystal Springs Bottled Water	243.71
14157	11/16/2023	DMH Law LLC	5,381.26
14158	11/16/2023	LaBarge Landscape	139.91
14159	11/16/2023	Panoptic Clean LLC	1,225.28
14160	11/16/2023	Sam's Club & Wal-mart	429.70
14161	11/16/2023	TSA Consulting Group, Inc.	50.00
14162	11/16/2023	Twisters	256.30
14163	11/20/2023	Verizon Wireless	437.25
14166	11/22/2023	EPARS TSA Consulting Group Inc	200.00
14167	11/08/2023	NMPSIA	20,096.00
14168	11/21/2023	NM Educational RetirementBoard	37,880.99
14169	11/21/2023	NM RHC	3,939.09
14170	11/21/2023	NM Taxation/Revenue Department	3,864.65
14171	11/27/2023	Amazon Capital Services, Inc	35.97
14172	11/27/2023	Bowers, Amy	6.15
14173	11/27/2023	CamNet, Inc	355.16

The preceding Checks have been issued in accordance with the District's Policy and authorization of the Board of Trustees. It is recommended that the preceding Checks be approved.



Page 1 of 2

ReqPay12b

Board Report

Checks Dated 11/01/2023 through 11/30/2023

Check Number	Check Date	Pay to the Order of	Check Amount
14174	11/27/2023	CCCS Education Foundation	19,077.33
14175	11/27/2023	Cooperative Educational Services	8,724.26
14176	11/27/2023	Dynamic Entertainment, LLC	373.46
14177	11/27/2023	JMP Academy	683.14
14178	11/27/2023	LaBarge Landscape	139.91
14179	11/27/2023	Lock Box EM3 Networks LLC	1,314.71
14180	11/27/2023	LSG and Associates Inc	1,607.50
14181	11/27/2023	Panoptic Clean LLC	1,225.28
14182	11/27/2023	PNM	1,902.71
14183	11/27/2023	Richard M. Romero Consulting	627.45
Total Number of Checks			59
			359,842.91

Fund Recap

Fund	Description	Check Count	Expensed Amount
11000	Operational Fund	55	207,311.49
21000	Food Services Fund	1	3,631.25
23000	Non-Instruct. Fund	3	881.75
24101	Title I - IASA	7	2,684.41
24106	IDEA-B Entitlement	7	667.70
24189	SSAE Title IV	7	500.38
24330	CRRSA, ESSER III	7	10,318.57
27407	Family Income Index	7	5,667.08
27901	Indian Education Act HB2	7	1,218.30
31400	Special Capital Outlay State	1	116,000.00
31600	Capital Improv. HB 33	1	5,399.00
31701	Capital Improv. SB9 Local	1	5,562.98
Total Number of Checks		59	359,842.91
Less Unpaid Tax Liability			.00
Net (Check Amount)			359,842.91

The preceding Checks have been issued in accordance with the District's Policy and authorization of the Board of Trustees. It is recommended that the preceding Checks be approved.



Page 2 of 2

ReqPay04c

Check Register with Accounts and Org Recap

Bank Account 120MAIN - Wells Fargo Operating Account

Payment Id	Comment						
Check # 14121	11000	11/06/2023	Check Amt	11,526.41	Status Cleared	ACES (001522/2)	
11906			FY24 Christian Baca Sped Services			11000- 2100- 53211- 2000- 512001- 0000- 00000	450.00
11958			FY24 Business Manager Services			11000- 2500- 53414- 0000- 512001- 0000- 00000	11,076.41
Check # 14122	11000	11/06/2023	Check Amt	1,592.22	Status Cleared	AJF Enterprise Inc (010154/1)	
11320			FY24 Security Services			11000- 2600- 55915- 0000- 512001- 0000- 00000	1,592.22
Check # 14123	11000	11/06/2023	Check Amt	299.80	Status Cleared	Amazon Capital Services, Inc (001361/2)	
1DVJ-47WJ-9FK7			AC Charger Cord for Chromebook			11000- 2200- 56118- 0000- 512001- 0000- 00000	299.80
Check # 14124	11000	11/06/2023	Check Amt	19,077.33	Status Cleared	CCCS Education Foundation (001285/2)	
1161			FY24 Lease Payment(s)			11000- 4000- 54640- 0000- 512001- 0000- 00000	19,077.33
Check # 14125	11000	11/06/2023	Check Amt	1,514.82	Status Cleared	Charter School Testing Svcs. (000307/1)	
2324045			FY24 Testing Services			11000- 2200- 55915- 0000- 512001- 0000- 00000	1,514.82
Check # 14126	11000	11/06/2023	Check Amt	363.06	Status Cleared	Dick Blick Art Materials (001325/2)	
1616337			Art Supplies for Art Class			11000- 1000- 56106- 1010- 512001- 0000- 00000	363.06
Check # 14127	11000	11/06/2023	Check Amt	139.91	Status Cleared	LaBarge Landscape (010003/1)	
45339			FY24 Landscaping Services			11000- 2600- 54312- 0000- 512001- 0000- 00000	139.91
Check # 14128	11000	11/06/2023	Check Amt	1,375.00	Status Printed	Mobile Beacon (010130/1)	
MB-164209			Hotspots			11000- 1000- 55915- 1010- 512001- 0000- 00000	1,375.00
Check # 14129	11000	11/06/2023	Check Amt	2,450.56	Status Cleared	Panoptic Clean LLC (010195/1)	
2287			FY 24 Cleaning Services Panoptic			11000- 2600- 55915- 0000- 512001- 0000- 00000	1,225.28
2298			FY 24 Cleaning Services Panoptic			11000- 2600- 55915- 0000- 512001- 0000- 00000	1,225.28
Check # 14130	11000	11/06/2023	Check Amt	500.00	Status Cleared	Pitney Bowes (000762/2)	
20231015			FY24 Postage and Postal Rental			11000- 2500- 56118- 0000- 512001- 0000- 00000	500.00
Check # 14131	11000	11/06/2023	Check Amt	200.00	Status Cleared	EPARS TSA Consulting Group Inc (901000/1)	
20231007-REG			EPARS TSA Consulting Group Inc (901000/1) 10/07/2023 (REG)			11000- - 23147- - - -	100.00
20231025-REG			EPARS TSA Consulting Group Inc (901000/1) 10/25/2023 (REG)			11000- - 23147- - - -	100.00
Check # 14132	11000	11/06/2023	Check Amt	3,851.83	Status Cleared	NM RHC (900006/1)	
20231007-REG			NM RHC (900006/1) 10/07/2023 (REG)			11000- - 23123- - - -	1,519.97
						24101- - 23123- - - -	78.30
						24106- - 23123- - - -	12.16
						24189- - 23123- - - -	9.12
						24330- - 23123- - - -	165.06
						27407- - 23123- - - -	97.62

Selection Sorted by Check Number, Inv #, Include Address=No, (Org = 120, Source = N, Pay To = N, Payment Method = N, Starting Check Date = 11/1/2023, Ending Check Date = 11/30/2023, Summary? = N, Sort/Group 1 = , Sort/Group 2 =)



ReqPay04c

Check Register with Accounts and Org Recap

Bank Account 120MAIN - Wells Fargo Operating Account

Payment Id	Comment							
Check # 14132	11000	11/06/2023	Check Amt	3,851.83	Status Cleared	NM RHC (900006/1) - continued		
20231007-REG			NM RHC (900006/1) 10/07/2023 (REG)		27901-	- 23123-	-	26.44
20231012-MAN			NM RHC (900006/1) 10/12/2023 (MAN)		24330-	- 23123-	-	5.01
20231025-REG			NM RHC (900006/1) 10/25/2023 (REG)		11000-	- 23123-	-	1,561.75
					24101-	- 23123-	-	44.95
					24106-	- 23123-	-	12.16
					24189-	- 23123-	-	9.12
					24330-	- 23123-	-	186.11
					27407-	- 23123-	-	97.62
					27901-	- 23123-	-	26.44
* Break in sequence								
Check # 14135	11000	11/09/2023	Check Amt	143.00	Status Cleared	ACT, Inc. (000807/2)		
1304197			FY24 English, Math, Reading Material		11000- 1000- 56112-	1010- 512001-	0000- 00000	143.00
Check # 14136	11000	11/09/2023	Check Amt	128.91	Status Cleared	Amazon Capital Services, Inc (001361/2)		
17JK-QDM4-JF16			Clasroom Supplies		11000- 1000- 56118-	1010- 512001-	0000- 00000	12.98
17MC-1N9Q-J7YM			Clasroom Supplies		11000- 1000- 56118-	1010- 512001-	0000- 00000	22.99
1QV7-VMRD-GHHD			Classroom Emergency Kit Supplies		11000- 2100- 56118-	0000- 512001-	0000- 00000	26.79
1W79-M4X6-KKXW			Clasroom Supplies		11000- 1000- 56105-	1010- 512001-	0000- 00000	29.92
1XRY-TVGW-JHWG			Clasroom Supplies		11000- 1000- 56118-	1010- 512001-	0000- 00000	36.23
Check # 14137	11000	11/09/2023	Check Amt	19,077.33	Status Cleared	CCCS Education Foundation (001285/1)		
1160			FY24 Lease Payment(s)		11000- 4000- 54640-	0000- 512001-	0000- 00000	19,077.33
Check # 14138	31701	11/09/2023	Check Amt	8,447.22	Status Cleared	Dry Fly Enterprises, Inc (010170/1)		
IN64283			Firewall in ref to PO23-00066		31701- 4000- 57340-	0000- 512001-	0000- 00000	5,562.98
IN64345			FY24 IT Services		11000- 2500- 54320-	0000- 512001-	0000- 00000	2,884.24
Check # 14139	11000	11/09/2023	Check Amt	2,049.42	Status Cleared	JMP Academy (010198/1)		
1436			Stars Reporting		11000- 2100- 55915-	0000- 512001-	0000- 00000	2,049.42
Check # 14140	31400	11/09/2023	Check Amt	116,000.00	Status Cleared	Johnson Controls Inc (010111/1)		
00046826367			FY24 HVAC Repairs		31400- 4000- 57331-	0000- 512001-	0000- 00000	116,000.00
Check # 14141	11000	11/09/2023	Check Amt	2,059.63	Status Cleared	PNM (000528/1)		
20231018			FY24 Utilities - Electriciy		11000- 2600- 54411-	0000- 512001-	0000- 00000	2,059.63
Check # 14142	11000	11/09/2023	Check Amt	1,100.00	Status Cleared	Rosetta Stone LLC (010175/2)		
11969676			Additional Licenses		11000- 1000- 56113-	1010- 512001-	0000- 00000	1,100.00
Check # 14143	11000	11/06/2023	Check Amt	19.11	Status Cleared	ABCWUA (001289/1)		
505081541244			FY24 Water Untilities		11000- 2600- 54415-	0000- 512001-	0000- 00000	19.11

Selection Sorted by Check Number, Inv #, Include Address=No, (Org = 120, Source = N, Pay To = N, Payment Method = N, Starting Check Date = 11/1/2023, Ending Check Date = 11/30/2023, Summary? = N, Sort/Group 1 = , Sort/Group 2 =)



ReqPay04c

Check Register with Accounts and Org Recap

Bank Account 120MAIN - Wells Fargo Operating Account

Payment Id	Comment							
Check # 14144	11000	11/06/2023	Check Amt	700.69	Status Cleared	ABCWUA (001289/1)		
157756140879		FY24 Water Utilities			11000- 2600- 54415- 0000- 512001- 0000- 00000			11.13
505377808422		FY24 Water Utilities			11000- 2600- 54415- 0000- 512001- 0000- 00000			19.11
515421031423		FY24 Water Utilities			11000- 2600- 54415- 0000- 512001- 0000- 00000			335.05
515584192059		FY24 Water Utilities			11000- 2600- 54415- 0000- 512001- 0000- 00000			335.40
Check # 14145	11000	11/13/2023	Check Amt	37,041.72	Status Cleared	NM Educational RetirementBoard (900005/1)		
20231007-REG		NM Educational RetirementBoard (900005/1) 10/07/2023 (REG)			11000- - 23124- - - -			14,617.24
					24101- - 23124- - - -			752.97
					24106- - 23124- - - -			116.94
					24189- - 23124- - - -			87.63
					24330- - 23124- - - -			1,587.23
					27407- - 23124- - - -			938.86
					27901- - 23124- - - -			254.24
20231012-MAN		NM Educational RetirementBoard (900005/1) 10/12/2023 (MAN)			24330- - 23124- - - -			48.11
20231025-REG		NM Educational RetirementBoard (900005/1) 10/25/2023 (REG)			11000- - 23124- - - -			15,018.92
					24101- - 23124- - - -			432.30
					24106- - 23124- - - -			116.94
					24189- - 23124- - - -			87.63
					24330- - 23124- - - -			1,789.61
					27407- - 23124- - - -			938.86
					27901- - 23124- - - -			254.24
Check # 14146	11000	11/13/2023	Check Amt	3,775.51	Status Cleared	NM Taxation/Revenue Department (900003/1)		
20231007-REG		NM Taxation/Revenue Department (900003/1) 10/07/2023 (REG)			11000- - 23142- - - -			1,513.47
					24101- - 23142- - - -			57.23
					24106- - 23142- - - -			13.31
					24189- - 23142- - - -			9.98
					24330- - 23142- - - -			164.24
					27407- - 23142- - - -			98.06
					27901- - 23142- - - -			23.68
20231025-REG		NM Taxation/Revenue Department (900003/1) 10/25/2023 (REG)			11000- - 23142- - - -			1,555.46
					24101- - 23142- - - -			27.53
					24106- - 23142- - - -			13.31

Selection Sorted by Check Number, Inv #, Include Address=No, (Org = 120, Source = N, Pay To = N, Payment Method = N, Starting Check Date = 11/1/2023, Ending Check Date = 11/30/2023, Summary? = N, Sort/Group 1 = , Sort/Group 2 =)



ReqPay04c

Check Register with Accounts and Org Recap

Bank Account 120MAIN - Wells Fargo Operating Account

Payment Id	Comment							
Check # 14146	11000	11/13/2023	Check Amt	3,775.51	Status Cleared	NM Taxation/Revenue Department (900003/1) - continued		
20231025-REG		NM Taxation/Revenue Department (900003/1) 10/25/2023 (REG)				24189-	- 23142-	- - - 9.98
						24330-	- 23142-	- - - 167.52
						27407-	- 23142-	- - - 98.06
						27901-	- 23142-	- - - 23.68
Check # 14147	11000	11/14/2023	Check Amt	6,098.74	Status Cleared	Ehlert, Karen (010026/1)		
23-0017		Professional Services				11000- 2400- 53414- 0000- 512001- 0000- 00000		3,049.37
DP24-00005		Prior Year				11000- 2400- 53414- 0000- 512001- 0000- 00000		3,049.37
Check # 14148	21000	11/16/2023	Check Amt	3,631.25	Status Cleared	ACES (001522/2)		
12041		FY24 Food Services				21000- 3100- 56116- 0000- 512001- 0000- 00000		3,631.25
Check # 14149	11000	11/16/2023	Check Amt	1,592.22	Status Cleared	AJF Enterprise Inc (010154/1)		
11353		FY24 Security Services				11000- 2600- 55915- 0000- 512001- 0000- 00000		1,592.22
Check # 14150	11000	11/16/2023	Check Amt	1,805.07	Status Cleared	Amazon Capital Services, Inc (001361/2)		
134W-XFXC-MJ3V		Classroom Supplies				11000- 1000- 56118- 1010- 512001- 0000- 00000		382.22
17MC-1N9Q-J91K		Classroom Supplies for Art Class				11000- 1000- 56106- 1010- 512001- 0000- 00000		49.02
						11000- 1000- 56118- 1010- 512001- 0000- 00000		.42
1DPF-9QQY-WTTC		Classroom Supplies				11000- 1000- 56118- 1010- 512001- 0000- 00000		73.29
1FC3-9QL1-FL1P		Entrepreneur Forum & Friendsgiving Supplies				23000- 1000- 56118- 9000- 512001- 0000- 00000		65.72
1L4K-LDLY-63GC		Club Tuesday Supplies				11000- 2400- 56119- 0000- 512001- 0000- 00000		147.98
1N4P-P3JL-6F31		Classroom Supplies				11000- 1000- 56118- 1010- 512001- 0000- 00000		10.99
1R4H-QI QK-YPD3		Club Tuesday Supplies				11000- 2400- 56119- 0000- 512001- 0000- 00000		126.97
1TGR-RRWG-4GLM		Classroom Supplies				11000- 1000- 56118- 1010- 512001- 0000- 00000		664.86
1TNP-WFNT-G6PT		Halloween Decorations & Supplies				23000- 1000- 56118- 9000- 512001- 0000- 00000		130.03
LJP-1JJG-P4D4		Classroom Emergency Kit Supplies				11000- 2100- 56118- 0000- 512001- 0000- 00000		153.57
Check # 14151	11000	11/16/2023	Check Amt	220.63	Status Cleared	Arness, Tani (000696/1)		
85620606		Advertisement Reimbursement				11000- 2300- 55400- 0000- 512001- 0000- 00000		220.63
Check # 14152	11000	11/16/2023	Check Amt	122.08	Status Cleared	Century Link (001355/1)		
156 20231028		FY24 Phone, Fax Service				11000- 2600- 54416- 0000- 512001- 0000- 00000		122.08
Check # 14153	11000	11/16/2023	Check Amt	136.36	Status Cleared	Century Link (001355/1)		
272 20231101		FY24 Phone, Fax Service				11000- 2600- 54416- 0000- 512001- 0000- 00000		136.36
Check # 14154	11000	11/16/2023	Check Amt	648.66	Status Cleared	Century Link (001355/1)		
661506662		FY24 Phone, Fax Service				11000- 2600- 54416- 0000- 512001- 0000- 00000		648.66
Check # 14155	11000	11/16/2023	Check Amt	1,937.25	Status Cleared	Charter School Nursing (000847/1)		
12312018-747		FY24 Nurse Services				11000- 2100- 53414- 0000- 512001- 0000- 00000		1,937.25

Selection Sorted by Check Number, Inv #, Include Address=No, (Org = 120, Source = N, Pay To = N, Payment Method = N, Starting Check Date = 11/1/2023, Ending Check Date = 11/30/2023, Summary? = N, Sort/Group 1 = , Sort/Group 2 =)



ReqPay04c

Check Register with Accounts and Org Recap

Bank Account 120MAIN - Wells Fargo Operating Account

Payment Id	Comment						
Check # 14156	11000	11/16/2023	Check Amt	243.71	Status Cleared	Crystal Springs Bottled Water (000334/3)	
9256754	FY24 Bottled Water					11000- 2400- 56118- 0000- 512001- 0000- 00000	243.71
Check # 14157	11000	11/16/2023	Check Amt	5,381.26	Status Cleared	DMH Law LLC (010169/1)	
281	FY24 Attorney Fees					11000- 2300- 53413- 0000- 512001- 0000- 00000	5,381.26
Check # 14158	11000	11/16/2023	Check Amt	139.91	Status Cleared	LaBarge Landscape (010003/1)	
45035	FY24 Landscaping Services					11000- 2600- 54312- 0000- 512001- 0000- 00000	139.91
Check # 14159	11000	11/16/2023	Check Amt	1,225.28	Status Cleared	Panoptic Clean LLC (010195/1)	
2303	FY 24 Cleaning Services Panoptic					11000- 2600- 55915- 0000- 512001- 0000- 00000	1,225.28
Check # 14160	23000	11/16/2023	Check Amt	429.70	Status Cleared	Sam's Club & Wal-mart (000935/1)	
000639	Halloween food and Decorations Student Party					23000- 1000- 56118- 9000- 512001- 0000- 00000	3.18
000668	Club Tuesday Supplies for Week of 11/7					23000- 1000- 56118- 9000- 512001- 0000- 00000	25.12
000714	Halloween food and Decorations Student Party					23000- 1000- 56118- 9000- 512001- 0000- 00000	78.63
000723	Warming Kitchen Supplies					23000- 1000- 56118- 9000- 512001- 0000- 00000	80.97
000725	Halloween food and Decorations Student Party					23000- 1000- 56118- 9000- 512001- 0000- 00000	94.08
000783	Halloween food and Decorations Student Party					23000- 1000- 56118- 9000- 512001- 0000- 00000	147.72
Check # 14161	11000	11/16/2023	Check Amt	50.00	Status Cleared	TSA Consulting Group, Inc. (001363/1)	
100683	FY24 Section 403B Admin. Charges					11000- 2500- 55915- 0000- 512001- 0000- 00000	50.00
Check # 14162	23000	11/16/2023	Check Amt	256.30	Status Cleared	Twisters (001445/1)	
10312023	Staff Lunch for Student Registration					23000- 1000- 56118- 1010- 512001- 0000- 00000	256.30
Check # 14163	11000	11/20/2023	Check Amt	437.25	Status Cleared	Verizon Wireless (000658/1)	
9942587858	FY24 Cell Phone Services					11000- 2600- 54416- 0000- 512001- 0000- 00000	145.63
9944995416	FY24 Cell Phone Services					11000- 2600- 54416- 0000- 512001- 0000- 00000	145.77
9947429854	FY24 Cell Phone Services					11000- 2600- 54416- 0000- 512001- 0000- 00000	145.85
* Break in sequence							
Check # 14166	11000	11/22/2023	Check Amt	200.00	Status Cleared	EPARS TSA Consulting Group Inc (901000/1)	
20231110-REG	EPARS TSA Consulting Group Inc (901000/1) 11/10/2023 (REG)					11000- - 23147- - - -	100.00
20231123-REG	EPARS TSA Consulting Group Inc (901000/1) 11/23/2023 (REG)					11000- - 23147- - - -	100.00
Check # 14167	11000	11/08/2023	Check Amt	20,096.00	Status Cleared	NMPSIA (900001/1)	
20231007-REG	NMPSIA (900001/1) 10/07/2023 (REG)					11000- - 23125- - - -	7,846.31
						24101- - 23125- - - -	245.21
						24106- - 23125- - - -	49.03
						24189- - 23125- - - -	36.73
						24330- - 23125- - - -	801.91

Selection Sorted by Check Number, Inv #, Include Address=No, (Org = 120, Source = N, Pay To = N, Payment Method = N, Starting Check Date = 11/1/2023, Ending Check Date = 11/30/2023, Summary? = N, Sort/Group 1 = , Sort/Group 2 =)



ReqPay04c

Check Register with Accounts and Org Recap

Bank Account 120MAIN - Wells Fargo Operating Account

Payment Id	Comment								
Check # 14167	11000	11/08/2023	Check Amt	20,096.00	Status	Cleared	NMPSIA (900001/1) - continued		
20231007-REG			NMPSIA (900001/1) 10/07/2023 (REG)		27407-	- 23125-	-	-	616.29
					27901-	- 23125-	-	-	.43
20231025-REG			NMPSIA (900001/1) 10/25/2023 (REG)		11000-	- 23125-	-	-	8,055.12
					24101-	- 23125-	-	-	36.36
					24106-	- 23125-	-	-	49.03
					24189-	- 23125-	-	-	36.73
					24330-	- 23125-	-	-	801.89
					27407-	- 23125-	-	-	616.29
					27901-	- 23125-	-	-	.43
DP24-00010			NMPSIA ADJ		11000-	- 23125-	-	-	929.06
					11000-	- 23147-	-	-	24.82-
Check # 14168	11000	11/21/2023	Check Amt	37,880.99	Status	Cleared	NM Educational RetirementBoard (900005/1)		
20231110-REG			NM Educational RetirementBoard (900005/1) 11/10/2023 (REG)		11000-	- 23124-	-	-	15,255.13
					24101-	- 23124-	-	-	432.30
					24106-	- 23124-	-	-	116.94
					24189-	- 23124-	-	-	87.63
					24330-	- 23124-	-	-	1,945.54
					27407-	- 23124-	-	-	896.43
					27901-	- 23124-	-	-	254.24
20231123-REG			NM Educational RetirementBoard (900005/1) 11/23/2023 (REG)		11000-	- 23124-	-	-	15,206.00
					24101-	- 23124-	-	-	432.30
					24106-	- 23124-	-	-	116.94
					24189-	- 23124-	-	-	87.63
					24330-	- 23124-	-	-	1,899.24
					27407-	- 23124-	-	-	896.43
					27901-	- 23124-	-	-	254.24
Check # 14169	11000	11/21/2023	Check Amt	3,939.09	Status	Printed	NM RHC (900006/1)		
20231110-REG			NM RHC (900006/1) 11/10/2023 (REG)		11000-	- 23123-	-	-	1,586.31
					24101-	- 23123-	-	-	44.95
					24106-	- 23123-	-	-	12.16
					24189-	- 23123-	-	-	9.12
					24330-	- 23123-	-	-	202.32
					27407-	- 23123-	-	-	93.21
					27901-	- 23123-	-	-	26.44

Selection Sorted by Check Number, Inv #, Include Address=No, (Org = 120, Source = N, Pay To = N, Payment Method = N, Starting Check Date = 11/1/2023, Ending Check Date = 11/30/2023, Summary? = N, Sort/Group 1 = , Sort/Group 2 =)



ReqPay04c

Check Register with Accounts and Org Recap

Bank Account 120MAIN - Wells Fargo Operating Account

Payment Id	Comment							
Check # 14169	11000	11/21/2023	Check Amt	3,939.09	Status Printed	NM RHC (900006/1) - continued		
20231123-REG		NM RHC (900006/1) 11/23/2023 (REG)				11000-	- 23123-	- - - 1,581.20
						24101-	- 23123-	- - - 44.95
						24106-	- 23123-	- - - 12.16
						24189-	- 23123-	- - - 9.12
						24330-	- 23123-	- - - 197.50
						27407-	- 23123-	- - - 93.21
						27901-	- 23123-	- - - 26.44
Check # 14170	11000	11/21/2023	Check Amt	3,864.65	Status Cleared	NM Taxation/Revenue Department (900003/1)		
20231110-REG		NM Taxation/Revenue Department (900003/1) 11/10/2023 (REG)				11000-	- 23142-	- - - 1,589.84
						24101-	- 23142-	- - - 27.53
						24106-	- 23142-	- - - 13.31
						24189-	- 23142-	- - - 9.98
						24330-	- 23142-	- - - 181.00
						27407-	- 23142-	- - - 93.07
						27901-	- 23142-	- - - 23.68
20231123-REG		NM Taxation/Revenue Department (900003/1) 11/23/2023 (REG)				11000-	- 23142-	- - - 1,582.39
						24101-	- 23142-	- - - 27.53
						24106-	- 23142-	- - - 13.31
						24189-	- 23142-	- - - 9.98
						24330-	- 23142-	- - - 176.28
						27407-	- 23142-	- - - 93.07
						27901-	- 23142-	- - - 23.68
Check # 14171	11000	11/27/2023	Check Amt	35.97	Status Printed	Amazon Capital Services, Inc (001361/2)		
1V6Y-RJWF-HKQ3		Clasroom Books				11000- 1000-	56105- 1010-	512001- 0000- 00000 35.97
Check # 14172	11000	11/27/2023	Check Amt	6.15	Status Printed	Bowers, Amy (010106/1)		
02206D		Self-Care Items supplies FY24				11000- 2100-	56118- 0000-	512001- 0000- 00000 6.15
Check # 14173	11000	11/27/2023	Check Amt	355.16	Status Printed	CamNet, Inc (010184/1)		
0024932		Delivery Fee				11000- 1000-	56119- 1010-	512001- 0000- 00000 355.16
Check # 14174	11000	11/27/2023	Check Amt	19,077.33	Status Cleared	CCCS Education Foundation (001285/1)		
1162		FY24 Lease Payment(s)				11000- 4000-	54640- 0000-	512001- 0000- 00000 19,077.33
Check # 14175	31600	11/27/2023	Check Amt	8,724.26	Status Printed	Cooperative Educational Services (000327/3)		
24-142724		CES Contract 2023-20-C112-ALL				31600- 4000-	57340- 0000-	512001- 0000- 00000 5,399.00
36-049326		FY24 Diagnosticians				11000- 2100-	53211- 2000-	512001- 0000- 00000 755.99
Selection	Sorted by Check Number, Inv #, Include Address=No, (Org = 120, Source = N, Pay To = N, Payment Method = N, Starting Check Date = 11/1/2023, Ending Check Date = 11/30/2023, Summary? = N, Sort/Group 1 = , Sort/Group 2 =)							SCHOOLABILITY

ReqPay04c

Check Register with Accounts and Org Recap

Bank Account 120MAIN - Wells Fargo Operating Account

Payment Id	Comment					
Check # 14175	31600	11/27/2023	Check Amt	8,724.26	Status Printed	Cooperative Educational Services (000327/3) - continued
36-049326			FY24 Diagnosticians			11000- 2100- 53216- 2000- 512001- 0000- 00000 9.72
36-049464			FY24 Diagnosticians			11000- 2100- 53211- 2000- 512001- 0000- 00000 151.56
36-049604			FY24 Diagnosticians			11000- 2100- 53211- 2000- 512001- 0000- 00000 628.97
36-049913			FY24 Diagnosticians			11000- 2100- 53211- 2000- 512001- 0000- 00000 1,779.02
Check # 14176	11000	11/27/2023	Check Amt	373.46	Status Printed	Dynamic Entertainment, LLC (010045/1)
38193			Admission for Escape Room			11000- 1000- 55817- 1010- 512001- 0000- 00000 373.46
Check # 14177	11000	11/27/2023	Check Amt	683.14	Status Cleared	JMP Academy (010198/1)
1529			Stars Reporting			11000- 2100- 55915- 0000- 512001- 0000- 00000 683.14
Check # 14178	11000	11/27/2023	Check Amt	139.91	Status Printed	LaBarge Landscape (010003/1)
45504			FY24 Landscaping Services			11000- 2600- 54312- 0000- 512001- 0000- 00000 139.91
Check # 14179	11000	11/27/2023	Check Amt	1,314.71	Status Printed	Lock Box EM3 Networks LLC (010028/2)
17613			FY24 Internet Services			11000- 2600- 54416- 0000- 512001- 0000- 00000 1,314.71
Check # 14180	11000	11/27/2023	Check Amt	1,607.50	Status Printed	LSG and Associates Inc (010013/1)
7384			FY24 SLP			11000- 2100- 53212- 2000- 512001- 0000- 00000 1,331.25
7385			FY24 OT Services			11000- 2100- 53213- 2000- 512001- 0000- 00000 276.25
Check # 14181	11000	11/27/2023	Check Amt	1,225.28	Status Cleared	Panoptic Clean LLC (010195/1)
2312			FY 24 Cleaning Services Panoptic			11000- 2600- 55915- 0000- 512001- 0000- 00000 1,225.28
Check # 14182	11000	11/27/2023	Check Amt	1,902.71	Status Printed	PNM (000528/1)
20231116			FY24 Utilities - Electriciy			11000- 2600- 54411- 0000- 512001- 0000- 00000 1,902.71
Check # 14183	11000	11/27/2023	Check Amt	627.45	Status Printed	Richard M. Romero Consulting (001407/1)
1968			Lobbyist Services FY24			11000- 2300- 55915- 0000- 512001- 0000- 00000 627.45
Number of Items	59			359,842.91	Totals for Org 2	

Selection Sorted by Check Number, Inv #, Include Address=No, (Org = 120, Source = N, Pay To = N, Payment Method = N, Starting Check Date = 11/1/2023, Ending Check Date = 11/30/2023, Summary? = N, Sort/Group 1 = , Sort/Group 2 =)



ReqPay04c

Check Register with Accounts and Org Recap

Bank Account 120MAIN - Wells Fargo Operating Account

Payment Id	Comment
------------	---------

Number of Items	59	359,842.91 Totals for Org 120 - Cesar Chavez Community
-----------------	----	--

ReqPay04c

Check Register with Accounts and Org Recap

Bank Account 120MAIN - Wells Fargo Operating Account

2024 Org Recap

120 - Cesar Chavez Community

Check #	14121	through	ACH-00003607	Total Count	107	\$475,870.51
---------	-------	---------	--------------	-------------	-----	--------------

11000-11011*		207,311.49-
11000-23123	6,249.23	
11000-23124	60,097.29	
11000-23125	16,830.49	
11000-23142	6,241.16	
11000-23147	375.18	
11000-53211	3,765.54	
11000-53212	1,331.25	
11000-53213	276.25	
11000-53216	9.72	
11000-53413	5,381.26	
11000-53414	19,112.40	
11000-54312	419.73	
11000-54320	2,884.24	
11000-54411	3,962.34	
11000-54415	719.80	
11000-54416	2,659.06	
11000-54640	57,231.99	
11000-55400	220.63	
11000-55817	373.46	
11000-55915	14,385.39	
11000-56105	65.89	
11000-56106	412.08	
11000-56112	143.00	
11000-56113	1,100.00	
11000-56118	2,434.00	
11000-56119	630.11	
Totals for Fund 11000	207,311.49	207,311.49-
21000-11011*		3,631.25-
21000-56116	3,631.25	
Totals for Fund 21000	3,631.25	3,631.25-
23000-11011*		881.75-

Selection Sorted by Check Number, Inv #, Include Address=No, (Org = 120, Source = N, Pay To = N, Payment Method = N, Starting Check Date = 11/1/2023, Ending Check Date = 11/30/2023, Summary? = N, Sort/Group 1 = , Sort/Group 2 =)



ReqPay04c

Check Register with Accounts and Org Recap

Bank Account 120MAIN - Wells Fargo Operating Account

2024 Org Recap (continued)

120 - Cesar Chavez Community

Check # 14121 through ACH-00003607 Total Count 107 \$475,870.51 (continued)

23000-56118	881.75	
Totals for Fund 23000	881.75	881.75-
24101-11011*		2,684.41-
24101-23123	213.15	
24101-23124	2,049.87	
24101-23125	281.57	
24101-23142	139.82	
Totals for Fund 24101	2,684.41	2,684.41-
24106-11011*		667.70-
24106-23123	48.64	
24106-23124	467.76	
24106-23125	98.06	
24106-23142	53.24	
Totals for Fund 24106	667.70	667.70-
24189-11011*		500.38-
24189-23123	36.48	
24189-23124	350.52	
24189-23125	73.46	
24189-23142	39.92	
Totals for Fund 24189	500.38	500.38-
24330-11011*		10,318.57-
24330-23123	756.00	
24330-23124	7,269.73	
24330-23125	1,603.80	
24330-23142	689.04	
Totals for Fund 24330	10,318.57	10,318.57-
27407-11011*		5,667.08-
27407-23123	381.66	
27407-23124	3,670.58	
27407-23125	1,232.58	
27407-23142	382.26	

Selection Sorted by Check Number, Inv #, Include Address=No, (Org = 120, Source = N, Pay To = N, Payment Method = N, Starting Check Date = 11/1/2023, Ending Check Date = 11/30/2023, Summary? = N, Sort/Group 1 = , Sort/Group 2 =)



ReqPay04c

Check Register with Accounts and Org Recap

Bank Account 120MAIN - Wells Fargo Operating Account

2024 Org Recap (continued)

120 - Cesar Chavez Community

Check # 14121 through ACH-00003607 Total Count 107 \$475,870.51 (continued)

Totals for Fund 27407	5,667.08	5,667.08-
27901-11011*		1,218.30-
27901-23123	105.76	
27901-23124	1,016.96	
27901-23125	.86	
27901-23142	94.72	
Totals for Fund 27901	1,218.30	1,218.30-
31400-11011*		116,000.00-
31400-57331	116,000.00	
Totals for Fund 31400	116,000.00	116,000.00-
31600-11011*		5,399.00-
31600-57340	5,399.00	
Totals for Fund 31600	5,399.00	5,399.00-
31701-11011*		5,562.98-
31701-57340	5,562.98	
Totals for Fund 31701	5,562.98	5,562.98-
Totals for Org 120	359,842.91	359,842.91-
Net change to Cash 11011		359,842.91- Credit

* denotes System Generated entry

ReqPay04c

Check Register with Accounts and Org Recap

Bank Account 120MAIN - Wells Fargo Operating Account

2024 Org Recap (continued)

Number of Items 59 359,842.91 Report Totals

Pay23a

Direct Deposit Transmittal

Pay Date 11/10/2023				
Employee Name	Day-EmpId-Org	Amount	Sender Transit #	BatchId
AGUILAR, MARGARET A	314-000163-0120	1,924.49	10700219	PR231110A01c
ALTON, AMANDA L	314-000194-0120	2,461.46	10700219	PR231110A01c
ARNESS, TANI	314-000045-0120	3,075.28	10700219	PR231110A01c
BETENBOUGH, KYLE	314-000171-0120	1,268.28	10700219	PR231110A01c
BLAIR, HEATHER B	314-000197-0120	2,390.17 *	10700219	PR231110M01a
BOWERS, AMY	314-000178-0120	1,876.99	10700219	PR231110A01c
BROWN, ROBIN E	314-000182-0120	2,063.11	10700219	PR231110A01c
BUTTERWORTH, PAULA J	314-000199-0120	984.92	10700219	PR231110A01c
CHAVEZ, SAMANTHA J	314-000164-0120	1,416.89	10700219	PR231110A01c
CUARA-MARTINEZ, KARINA	314-000079-0120	1,578.69	10700219	PR231110A01c
DOUGHERTY, AUSTIN	314-000187-0120	1,991.07	10700219	PR231110A01c
ESPINO, ANGELICA	314-000190-0120	1,257.02	10700219	PR231110A01c
EVERETT, NATHAN R	314-000127-0120	2,188.85	10700219	PR231110A01c
GUAJARDO, ELISEO	314-000186-0120	2,479.90	10700219	PR231110A01c
IHM, LAURIE A	314-000118-0120	2,283.57	10700219	PR231110A01c
KRUGER, ASHLEY	314-000195-0120	2,287.65 *	10700219	PR231110M01a
LANG, DAVID R	314-000132-0120	2,509.02	10700219	PR231110A01c
LIRA-PEREZ, NORMA C	314-000180-0120	1,075.85	10700219	PR231110A01c
MOLINA, STEPHANIE M	314-000193-0120	1,884.10	10700219	PR231110A01c
NAGURSKI, BENJAMIN	314-000176-0120	1,373.53	10700219	PR231110A01c
OLMOS, EVELYN	314-000196-0120	1,743.69 *	10700219	PR231110M01a
REEDER, LAWRENCE	314-000172-0120	1,865.70	10700219	PR231110A01c
SMITH, BRIGID	314-000198-0120	2,203.96 *	10700219	PR231110M01a
		Total	44,184.19	
Number of Employees	23	Number of Prenotes	0	

* denotes Emailed

Selection	Grouped by Org, Pay Date - Sorted by Employee Name, (Org = 120, Pay Schedule Type IN ('1','2'), Recaps? = Y)	SCHOOLABILITY	Page 1 of 1
-----------	--	---------------	-------------

Pay23a

Direct Deposit Transmittal

Pay Date 11/23/2023					
Employee Name	Day-EmpId-Org		Amount	Sender Transit #	BatchId
AGUILAR, MARGARET A	327-000163-0120		1,924.49	10700219	PR231123A01
ALTON, AMANDA L	327-000194-0120		2,461.47	10700219	PR231123A01
ARNES, TANI	327-000045-0120		3,075.28	10700219	PR231123A01
BETENBOUGH, KYLE	327-000171-0120		1,268.29	10700219	PR231123A01
BLAIR, HEATHER B	327-000197-0120		2,390.17 *	10700219	PR231123M01
BOWERS, AMY	327-000178-0120		1,876.99	10700219	PR231123A01
BROWN, ROBIN E	327-000182-0120		2,063.11	10700219	PR231123A01
BUTTERWORTH, PAULA J	327-000199-0120		860.16	10700219	PR231123A01
CHAVEZ, SAMANTHA J	327-000164-0120		1,416.89	10700219	PR231123A01
CUARA-MARTINEZ, KARINA	327-000079-0120		1,578.69	10700219	PR231123A01
DOUGHERTY, AUSTIN	327-000187-0120		1,991.07	10700219	PR231123A01
ESPINO, ANGELICA	327-000190-0120		1,257.02	10700219	PR231123A01
EVERETT, NATHAN R	327-000127-0120		2,188.85	10700219	PR231123A01
GUAJARDO, ELISEO	327-000186-0120		2,479.90	10700219	PR231123A01
IHM, LAURIE A	327-000118-0120		2,283.57	10700219	PR231123A01
KRUGER, ASHLEY	327-000195-0120		2,287.66 *	10700219	PR231123M01
LANG, DAVID R	327-000132-0120		2,509.02	10700219	PR231123A01
LIRA-PEREZ, NORMA C	327-000180-0120		1,075.85	10700219	PR231123A01
MOLINA, STEPHANIE M	327-000193-0120		1,884.10	10700219	PR231123A01
NAGURSKI, BENJAMIN	327-000176-0120		1,373.53	10700219	PR231123A01
OLMOS, EVELYN	327-000196-0120		1,632.03 *	10700219	PR231123M01
REEDER, LAWRENCE	327-000172-0120		1,865.70	10700219	PR231123A01
SMITH, BRIGID	327-000198-0120		2,203.96 *	10700219	PR231123M01
Total			43,947.80		
Number of Employees	23	Number of Prenotes	0		

* denotes Emailed

Selection	Grouped by Org, Pay Date - Sorted by Employee Name, (Org = 120, Pay Schedule Type IN ('1','2'), Recaps? = Y)	SCHOOLABILITY
-----------	--	---------------

Page 1 of 1

Fiscal05

Account Summary-Balance

Balances through 11/30/2023					Fiscal Year 2023/24	
Funds- Func- Obj ct - Pr gm- Locat n- JbCl - Opt nl	Description	Adopted Budget	Revised Budget	Revenue	Account Balance	
Funds 11000 - Operational, Func 0000 - NoFunctionCode						
11000- 0000- 41980- 0000- 512001- 0000- 00000	RefPriorYearExp			734.56	734.56-	
11000- 0000- 43101- 0000- 512001- 0000- 00000	StEqulzGuarantee	2,321,420.00	2,321,420.00	967,257.92	1,354,162.08	
11000- 0000- 46100- 0000- 512001- 0000- 00000	AccessBrdE-Rate	13,985.00	13,985.00		13,985.00	
Total for Funds 11000, Func 0000 and Revenue accounts		2,335,405.00	2,335,405.00	967,992.48	1,367,412.52	
Funds 21000 - Food Svcs, Func 0000 - NoFunctionCode						
21000- 0000- 44500- 0000- 512001- 0000- 00000	ResGtsFedThruSt	30,000.00	30,000.00	7,942.43	22,057.57	
Total for Funds 21000, Func 0000 and Revenue accounts		30,000.00	30,000.00	7,942.43	22,057.57	
Funds 23000 - Non-InstrctSupp, Func 0000 - NoFunctionCode						
23000- 0000- 41920- 0000- 512001- 0000- 00000	PrivContrbsDntn			6,252.03	6,252.03-	
Total for Funds 23000, Func 0000 and Revenue accounts		.00	.00	6,252.03	6,252.03-	
Funds 24101 - Title I - IASA, Func 0000 - NoFunctionCode						
24101- 0000- 44500- 0000- 512001- 0000- 00000	ResGtsFedThruSt	75,664.00	75,664.00	19,340.26	56,323.74	
24101- 0000- 44504- 0000- 512001- 0000- 00000	Revenue			22,865.61	22,865.61-	
Total for Funds 24101, Func 0000 and Revenue accounts		75,664.00	75,664.00	42,205.87	33,458.13	
Funds 24106 - IDEABEntitlemnt, Func 0000 - NoFunctionCode						
24106- 0000- 44500- 0000- 512001- 0000- 00000	ResGtsFedThruSt	36,527.00	36,527.00	16,619.92	19,907.08	
24106- 0000- 44504- 0000- 512001- 0000- 00000	Revenue			5,589.79	5,589.79-	
Total for Funds 24106, Func 0000 and Revenue accounts		36,527.00	36,527.00	22,209.71	14,317.29	
Funds 24154 - TchPrinTrainRec, Func 0000 - NoFunctionCode						
24154- 0000- 44500- 0000- 512001- 0000- 00000	ResGtsFedThruSt	6,225.00	6,225.00		6,225.00	
24154- 0000- 44504- 0000- 512001- 0000- 00000	Revenue			5,138.87	5,138.87-	
Total for Funds 24154, Func 0000 and Revenue accounts		6,225.00	6,225.00	5,138.87	1,086.13	
Funds 24174 - CP-Second-Curr, Func 0000 - NoFunctionCode						
24174- 0000- 44500- 0000- 512001- 0000- 00000	ResGtsFedThruSt	7,529.00	7,529.00	77.00	7,452.00	
24174- 0000- 44504- 0000- 512001- 0000- 00000	Revenue			2,111.65	2,111.65-	
Total for Funds 24174, Func 0000 and Revenue accounts		7,529.00	7,529.00	2,188.65	5,340.35	
Funds 24189 - SSAE Title IV, Func 0000 - NoFunctionCode						
24189- 0000- 44500- 0000- 512001- 0000- 00000	ResGtsFedThruSt	10,000.00	10,000.00	2,017.83	7,982.17	
24189- 0000- 44504- 0000- 512001- 0000- 00000	Revenue			2,809.63	2,809.63-	
Total for Funds 24189, Func 0000 and Revenue accounts		10,000.00	10,000.00	4,827.46	5,172.54	
Funds 24190 - Title I CSI, Func 0000 - NoFunctionCode						

Selection Grouped by Account Type, Filtered by User Permissions, (Org = 120, Online/Offline = N, Period = 5, UnPosted JEs? = N, Assets and Liabilities? = N, Restricted Accts? = Y, Funds = 1.8, Objct = 4, Obj Digits = 0, Page Break Lvl =)



Fiscal05

Account Summary-Balance

Balances through 11/30/2023				Fiscal Year 2023/24	
Funds- Func- Obj ct - Pr gm- Locat n- JbCl - Opt nl	Description	Adopted Budget	Revised Budget	Revenue	Account Balance
Funds 24190 - Title I CSI, Func 0000 - NoFunctionCode					
24190- 0000- 44504- 0000- 512001- 0000- 00000	Revenue	91,564.00	91,564.00		91,564.00
Total for Funds 24190, Func 0000 and Revenue accounts		91,564.00	91,564.00	.00	91,564.00
Funds 24308 - CRRSA, ESSER II, Func 0000 - NoFunctionCode					
24308- 0000- 44504- 0000- 512001- 0000- 00000	Revenue			73,377.45	73,377.45-
Total for Funds 24308, Func 0000 and Revenue accounts		.00	.00	73,377.45	73,377.45-
Funds 24330 - ESSER III, Func 0000 - NoFunctionCode					
24330- 0000- 44500- 0000- 512001- 0000- 00000	ResGtsFedThruSt	237,622.00	237,622.00		237,622.00
24330- 0000- 44504- 0000- 512001- 0000- 00000	Revenue			41,380.49	41,380.49-
Total for Funds 24330, Func 0000 and Revenue accounts		237,622.00	237,622.00	41,380.49	196,241.51
Funds 24346 - IDEA-ARP, Func 0000 - NoFunctionCode					
24346- 0000- 44504- 0000- 512001- 0000- 00000	Revenue			12,192.95	12,192.95-
Total for Funds 24346, Func 0000 and Revenue accounts		.00	.00	12,192.95	12,192.95-
Funds 24349 - ARP Preschool, Func 0000 - NoFunctionCode					
24349- 0000- 44500- 0000- 512001- 0000- 00000	ResGtsFedThruSt	1,034.00	1,034.00		1,034.00
Total for Funds 24349, Func 0000 and Revenue accounts		1,034.00	1,034.00	.00	1,034.00
Funds 26207 - CNM Foundation, Func 0000 - NoFunctionCode					
26207- 0000- 41921- 0000- 512001- 0000- 00000	InstCategorical	500.00	500.00		500.00
Total for Funds 26207, Func 0000 and Revenue accounts		500.00	500.00	.00	500.00
Funds 27107 - 2012GOBondSB66, Func 0000 - NoFunctionCode					
27107- 0000- 43202- 0000- 512001- 0000- 00000	StFlowThruGrant		4,291.00		4,291.00
27107- 0000- 43204- 0000- 512001- 0000- 00000	PriorYearBalnce	2,873.00	2,873.00	3,444.00	571.00-
Total for Funds 27107, Func 0000 and Revenue accounts		2,873.00	7,164.00	3,444.00	3,720.00
Funds 27109 - IM-GAA of 2019, Func 0000 - NoFunctionCode					
27109- 0000- 43202- 0000- 512001- 0000- 00000	StFlowThruGrant	3,538.00	3,538.00	3,538.15	.15-
Total for Funds 27109, Func 0000 and Revenue accounts		3,538.00	3,538.00	3,538.15	.15-
Funds 27407 - FII, Func 0000 - NoFunctionCode					
27407- 0000- 43202- 0000- 512001- 0000- 00000	StFlowThruGrant	112,478.00	112,478.00		112,478.00
27407- 0000- 43204- 0000- 512001- 0000- 00000	PriorYearBalnce			32,596.92	32,596.92-
Total for Funds 27407, Func 0000 and Revenue accounts		112,478.00	112,478.00	32,596.92	79,881.08
Funds 27502 - Next Gen CTE, Func 0000 - NoFunctionCode					
27502- 0000- 43202- 0000- 512001- 0000- 00000	StFlowThruGrant	57,285.00	57,285.00		57,285.00

Selection Grouped by Account Type, Filtered by User Permissions, (Org = 120, Online/Offline = N, Period = 5, UnPosted JEs? = N, Assets and Liabilities? = N, Restricted Accts? = Y, Funds = 1.8, Objct = 4, Obj Digits = 0, Page Break Lvl =)



Fiscal05

Account Summary-Balance

Balances through 11/30/2023					Fiscal Year 2023/24	
Funds- Func- Obj ct - Pr gm- Locat n- Jb Cl - Opt nl	Description	Adopted Budget	Revised Budget	Revenue	Account Balance	
Funds 27502 - Next Gen CTE, Func 0000 - NoFunctionCode (continued)						
27502- 0000- 43204- 0000- 512001- 0000- 00000	PriorYearBalnce			1,587.78	1,587.78-	
Total for Funds 27502, Func 0000 and Revenue accounts		57,285.00	57,285.00	1,587.78	55,697.22	
Funds 27901 - Indian Ed Act, Func 0000 - NoFunctionCode						
27901- 0000- 43202- 0000- 512001- 0000- 00000	StFlowThruGrant	54,526.00	54,526.00	1,437.99	53,088.01	
Total for Funds 27901, Func 0000 and Revenue accounts		54,526.00	54,526.00	1,437.99	53,088.01	
Funds 28211 - Covid-19 Test., Func 0000 - NoFunctionCode						
28211- 0000- 43203- 0000- 512001- 0000- 00000	St.DirectGrants	19,584.00	19,584.00	52,518.62	32,934.62-	
Total for Funds 28211, Func 0000 and Revenue accounts		19,584.00	19,584.00	52,518.62	32,934.62-	
Funds 31200 - PubSchCapOutlay, Func 0000 - NoFunctionCode						
31200- 0000- 43209- 0000- 512001- 0000- 00000	PSCOC Awards			39,250.75	39,250.75-	
Total for Funds 31200, Func 0000 and Revenue accounts		.00	.00	39,250.75	39,250.75-	
Funds 31400 - SpcCapOutlaySt, Func 0000 - NoFunctionCode						
31400- 0000- 43202- 0000- 512001- 0000- 00000	StFlowThruGrant	95,000.00	95,000.00		95,000.00	
31400- 0000- 43204- 0000- 512001- 0000- 00000	PriorYearBalnce	182,417.00	195,446.00	107,944.42	87,501.58	
Total for Funds 31400, Func 0000 and Revenue accounts		277,417.00	290,446.00	107,944.42	182,501.58	
Funds 31600 - CapImprvmtsHB33, Func 0000 - NoFunctionCode						
31600- 0000- 41110- 0000- 512001- 0000- 00000	AdValoremTaxDst	116,072.00	116,072.00	4,705.23	111,366.77	
Total for Funds 31600, Func 0000 and Revenue accounts		116,072.00	116,072.00	4,705.23	111,366.77	
Funds 31700 - CapImprvmtsSB-9, Func 0000 - NoFunctionCode						
31700- 0000- 43204- 0000- 512001- 0000- 00000	PriorYearBalnce	6,059.00	6,059.00		6,059.00	
Total for Funds 31700, Func 0000 and Revenue accounts		6,059.00	6,059.00	.00	6,059.00	
Funds 31701 - CapImprvsSB9Loc, Func 0000 - NoFunctionCode						
31701- 0000- 41110- 0000- 512001- 0000- 00000	AdValoremTaxDst	58,871.00	58,871.00	2,377.20	56,493.80	
Total for Funds 31701, Func 0000 and Revenue accounts		58,871.00	58,871.00	2,377.20	56,493.80	
Funds 31703 - SB9StateMAtch, Func 0000 - NoFunctionCode						
31703- 0000- 43202- 0000- 512001- 0000- 00000	StFlowThruGrant			7,973.00	7,973.00-	
Total for Funds 31703, Func 0000 and Revenue accounts		.00	.00	7,973.00	7,973.00-	
Total for Org 120 - Cesar Chavez Community		3,540,773.00	3,558,093.00	1,443,082.45	2,115,010.55	

Selection Grouped by Account Type, Filtered by User Permissions, (Org = 120, Online/Offline = N, Period = 5, UnPosted JEs? = N, Assets and Liabilities? = N, Restricted Accts? = Y, Funds = 1.8, Objct = 4, Obj Digits = 0, Page Break Lvl =)



Fiscal05

Account Summary-Balance

Balances through 11/30/2023						Fiscal Year 2023/24
Funds- Func- Obj ct - Pr gm- Locat n- JbCl - Opt nl	Description	Adopted Budget	Revised Budget	Encumbered	Expenditure	Account Balance
Funds 11000 - Operational, Func 1000 - Instruction						
11000- 1000- 51100- 0000- 512001- 1611- 00000	SalariesExpense,SubsSickL	20,000.00	20,000.00			20,000.00
11000- 1000- 51100- 1010- 512001- 1411- 00000	SalariesExpense,Teachers	470,271.00	470,271.00	393,728.34	139,864.14	63,321.48-
11000- 1000- 51100- 1010- 512001- 1612- 00000	SalariesExpense,SubsOther				1,851.87	1,851.87-
11000- 1000- 51100- 1010- 512001- 1711- 00000	SalariesExpense,InstAsst1	68,080.00	68,080.00		7,042.26	61,037.74
11000- 1000- 51100- 2000- 512001- 1412- 00000	SalariesExpense,Teachers	164,638.00	164,638.00	170,877.03	59,642.13	65,881.16-
11000- 1000- 51300- 1010- 512001- 1411- 00000	AddtnlCompenstn,Teachers	37,023.00	37,023.00	17,784.96	6,514.56	12,723.48
11000- 1000- 51300- 1010- 512001- 1711- 00000	AddtnlCompenstn,InstAsst1	13,000.00	13,000.00	9,605.51	3,694.57	300.08-
11000- 1000- 51300- 9000- 512001- 1411- 00000	AddtnlCompenstn,Teachers	825.00	825.00			825.00
11000- 1000- 52111- 0000- 512001- 1611- 00000	EducRetirement	3,630.00	3,630.00			3,630.00
11000- 1000- 52111- 1010- 512001- 1411- 00000	EducRetirement	92,124.00	92,124.00	74,689.64	26,567.78	9,133.42-
11000- 1000- 52111- 1010- 512001- 1612- 00000	EducRetirement				336.12	336.12-
11000- 1000- 52111- 1010- 512001- 1711- 00000	EducRetirement	14,646.00	14,646.00	1,743.52	1,948.74	10,953.74
11000- 1000- 52111- 2000- 512001- 1412- 00000	EducRetirement	29,882.00	29,882.00	31,014.29	10,825.08	11,957.37-
11000- 1000- 52111- 9000- 512001- 1411- 00000	EducRetirement	150.00	150.00			150.00
11000- 1000- 52112- 0000- 512001- 1611- 00000	ERARetireeHlth	400.00	400.00			400.00
11000- 1000- 52112- 1010- 512001- 1411- 00000	ERARetireeHlth	10,149.00	10,149.00	8,229.72	2,927.40	1,008.12-
11000- 1000- 52112- 1010- 512001- 1612- 00000	ERARetireeHlth				37.04	37.04-
11000- 1000- 52112- 1010- 512001- 1711- 00000	ERARetireeHlth	1,622.00	1,622.00	192.10	214.74	1,215.16
11000- 1000- 52112- 2000- 512001- 1412- 00000	ERARetireeHlth	3,293.00	3,293.00	3,417.51	1,192.83	1,317.34-
11000- 1000- 52112- 9000- 512001- 1411- 00000	ERARetireeHlth	17.00	17.00			17.00
11000- 1000- 52210- 0000- 512001- 1611- 00000	FICA Payments	1,240.00	1,240.00			1,240.00
11000- 1000- 52210- 1010- 512001- 1411- 00000	FICA Payments	31,420.00	31,420.00	24,487.14	8,739.74	1,806.88-
11000- 1000- 52210- 1010- 512001- 1612- 00000	FICA Payments				110.86	110.86-
11000- 1000- 52210- 1010- 512001- 1711- 00000	FICA Payments	5,028.00	5,028.00	595.68	651.60	3,780.72
11000- 1000- 52210- 2000- 512001- 1412- 00000	FICA Payments	10,208.00	10,208.00	10,050.23	3,525.23	3,367.46-
11000- 1000- 52210- 9000- 512001- 1411- 00000	FICA Payments	53.00	53.00			53.00
11000- 1000- 52220- 0000- 512001- 1611- 00000	MedicarePaymnts	290.00	290.00			290.00
11000- 1000- 52220- 1010- 512001- 1411- 00000	MedicarePaymnts	7,363.00	7,363.00	5,726.55	2,043.90	407.45-
11000- 1000- 52220- 1010- 512001- 1612- 00000	MedicarePaymnts				25.92	25.92-
11000- 1000- 52220- 1010- 512001- 1711- 00000	MedicarePaymnts	1,180.00	1,180.00	139.23	152.38	888.39
11000- 1000- 52220- 2000- 512001- 1412- 00000	MedicarePaymnts	2,388.00	2,388.00	2,350.59	824.50	787.09-
11000- 1000- 52220- 9000- 512001- 1411- 00000	MedicarePaymnts	12.00	12.00			12.00
11000- 1000- 52311- 0000- 512001- 1611- 00000	Hth&MedPremiums	11,090.00	11,090.00			11,090.00
11000- 1000- 52311- 1010- 512001- 1411- 00000	Hth&MedPremiums	53,973.00	53,973.00	38,179.35	12,028.40	3,765.25
11000- 1000- 52311- 1010- 512001- 1612- 00000	Hth&MedPremiums				255.89	255.89-
11000- 1000- 52311- 1010- 512001- 1711- 00000	Hth&MedPremiums	8,301.00	8,301.00		2,295.39	6,005.61

Selection Grouped by Account Type, Filtered by User Permissions, (Org = 120, Online/Offline = N, Period = 5, UnPosted JEs? = N, Assets and Liabilities? = N, Restricted Accts? = Y, Funds = 1.8, Objct = 5, Obj Digits = 0, Page Break Lvl =)



Fiscal05

Account Summary-Balance

Balances through 11/30/2023					Fiscal Year 2023/24	
Funds- Func- Obj ct - Pr gm- Locat n- JbCl - Opt nl	Description	Adopted Budget	Revised Budget	Encumbered	Expenditure	Account Balance
Funds 11000 - Operational, Func 1000 - Instruction (continued)						
11000- 1000- 52311- 2000- 512001- 1412- 00000	Hth&MedPremiums	22,866.00	22,866.00	19,763.52	5,235.23	2,132.75-
11000- 1000- 52312- 0000- 512001- 1611- 00000	Life	32.00	32.00			32.00
11000- 1000- 52312- 1010- 512001- 1411- 00000	Life	199.00	199.00	182.42	73.85	57.27-
11000- 1000- 52312- 1010- 512001- 1612- 00000	Life				1.44	1.44-
11000- 1000- 52312- 1010- 512001- 1711- 00000	Life	57.00	57.00		13.62	43.38
11000- 1000- 52312- 2000- 512001- 1412- 00000	Life	64.00	64.00	73.44	27.00	36.44-
11000- 1000- 52313- 0000- 512001- 1611- 00000	Dental	411.00	411.00			411.00
11000- 1000- 52313- 1010- 512001- 1411- 00000	Dental	2,914.00	2,914.00	1,939.48	701.78	272.74
11000- 1000- 52313- 1010- 512001- 1711- 00000	Dental	484.00	484.00		57.20	426.80
11000- 1000- 52313- 2000- 512001- 1412- 00000	Dental	818.00	818.00	647.70	169.56	.74
11000- 1000- 52314- 0000- 512001- 1611- 00000	Vision	136.00	136.00			136.00
11000- 1000- 52314- 1010- 512001- 1411- 00000	Vision	533.00	533.00	337.38	127.42	68.20
11000- 1000- 52314- 1010- 512001- 1711- 00000	Vision	46.00	46.00		5.01	40.99
11000- 1000- 52314- 2000- 512001- 1412- 00000	Vision	208.00	208.00	62.39	24.54	121.07
11000- 1000- 52315- 0000- 512001- 1611- 00000	Disability	384.00	384.00			384.00
11000- 1000- 52315- 1010- 512001- 1411- 00000	Disability	809.00	809.00	371.88	208.63	228.49
11000- 1000- 52315- 1010- 512001- 1711- 00000	Disability	128.00	128.00		27.65	100.35
11000- 1000- 52315- 2000- 512001- 1412- 00000	Disability	336.00	336.00	204.09	52.94	78.97
11000- 1000- 52500- 0000- 512001- 1611- 00000	UnemploymntComp	100.00	100.00			100.00
11000- 1000- 52500- 1010- 512001- 1411- 00000	UnemploymntComp	618.00	618.00	781.40	133.39	296.79-
11000- 1000- 52500- 1010- 512001- 1612- 00000	UnemploymntComp				6.11	6.11-
11000- 1000- 52500- 1010- 512001- 1711- 00000	UnemploymntComp	176.00	176.00	29.20	28.92	117.88
11000- 1000- 52500- 2000- 512001- 1412- 00000	UnemploymntComp	200.00	200.00	335.94	115.39	251.33-
11000- 1000- 52710- 0000- 512001- 1611- 00000	WorkersCompPrem	235.00	235.00		235.00	
11000- 1000- 52710- 1010- 512001- 1411- 00000	WorkersCompPrem	5,343.00	5,343.00		5,068.00	275.00
11000- 1000- 52710- 1010- 512001- 1711- 00000	WorkersCompPrem	629.00	629.00		770.00	141.00-
11000- 1000- 52710- 2000- 512001- 1412- 00000	WorkersCompPrem	1,933.00	1,933.00		939.00	994.00
11000- 1000- 52710- 4025- 512001- 1412- 00000	WorkersCompPrem				994.00	994.00-
11000- 1000- 52720- 0000- 512001- 1611- 00000	WorkrsCompERFee	10.00	10.00			10.00
11000- 1000- 52720- 1010- 512001- 1411- 00000	WorkrsCompERFee	62.00	62.00	51.45	11.86	1.31-
11000- 1000- 52720- 1010- 512001- 1711- 00000	WorkrsCompERFee	18.00	18.00		3.11	14.89
11000- 1000- 52720- 2000- 512001- 1412- 00000	WorkrsCompERFee	20.00	20.00	20.70	4.60	5.30-
11000- 1000- 53330- 1010- 512001- 0000- 00000	ProfessDevelop			1,160.00		1,160.00-
11000- 1000- 53330- 2000- 512001- 0000- 00000	ProfessDevelop			870.00		870.00-
11000- 1000- 53414- 1010- 512001- 0000- 00000	OthProfTechSvcs			2,300.00	2,150.35	4,450.35-
11000- 1000- 53711- 1010- 512001- 0000- 00000	Other Charges	1,300.00	1,300.00	1,550.00	24.00	274.00-

Selection Grouped by Account Type, Filtered by User Permissions, (Org = 120, Online/Offline = N, Period = 5, UnPosted JE? = N, Assets and Liabilities? = N, Restricted Accts? = Y, Funds = 1.8, Objct = 5, Obj Digits = 0, Page Break Lvl =)



Fiscal05

Account Summary-Balance

Balances through 11/30/2023						Fiscal Year 2023/24	
Funds- Func- Obj ct - Pr gm- Locat n- Jb Cl - Opt nl	Description	Adopted Budget	Revised Budget	Encumbered	Expenditure	Account Balance	
Funds 11000 - Operational, Func 1000 - Instruction (continued)							
11000- 1000- 54320- 1010- 512001- 0000- 00000	Tech-R&M	2,300.00	2,300.00			2,300.00	
11000- 1000- 54610- 1010- 512001- 0000- 00000	RentLandBldngs	5,000.00	5,000.00	5,000.00			
11000- 1000- 55817- 1010- 512001- 0000- 00000	Student Travel	500.00	500.00	894.00	373.46	767.46-	
11000- 1000- 55819- 1010- 512001- 0000- 00000	EmpTravTeachers	400.00	400.00			400.00	
11000- 1000- 55915- 1010- 512001- 0000- 00000	OthContractSvcs	3,750.00	3,750.00	3,500.00	5,375.00	5,125.00-	
11000- 1000- 55915- 9000- 512001- 0000- 00000	OthContractSvcs				452.00	452.00-	
11000- 1000- 56105- 1010- 512001- 0000- 00000	InstMats-Opr	1,500.00	1,500.00		664.89	835.11	
11000- 1000- 56105- 3000- 512001- 0000- 00000	InstMats-Opr	1,450.00	1,450.00			1,450.00	
11000- 1000- 56106- 1010- 512001- 0000- 00000	OthClassMats-Op	25,849.00	25,849.00		784.54	25,064.46	
11000- 1000- 56109- 1010- 512001- 0000- 00000	InsMatOnlDgtSub				3,050.00	3,050.00-	
11000- 1000- 56112- 1010- 512001- 0000- 00000	Other Textbooks			1,998.82	451.18	2,450.00-	
11000- 1000- 56113- 1010- 512001- 0000- 00000	Software	12,000.00	12,000.00	18,790.00	2,300.00	9,090.00-	
11000- 1000- 56118- 1010- 512001- 0000- 00000	GenSuppliesMats	41,579.00	41,579.00	625.94	1,577.94	39,375.12	
11000- 1000- 56119- 1010- 512001- 0000- 00000	SupplAssets<\$5k	400,500.00	310,500.00	6,523.20	17,004.75	286,972.05	
11000- 1000- 57331- 1010- 512001- 0000- 00000	FixedAssets>\$5k	340,363.00	300,363.00			300,363.00	
Total for Func 1000 and Expense accounts		1,938,556.00	1,808,556.00	860,824.34	342,556.43	605,175.23	
Funds 11000 - Operational, Func 2100 - SuppSvcsStudnts							
11000- 2100- 51100- 0000- 512001- 1217- 00000	SalariesExpense,SecClerTe	51,000.00	51,000.00	31,875.00	19,125.00		
11000- 2100- 51100- 0000- 512001- 1218- 00000	SalariesExpense,SchlStude	129,000.00	129,000.00	52,500.00	40,875.00	35,625.00	
11000- 2100- 51100- 4025- 512001- 1214- 00000	SalariesExpense,Couns-Soc	69,600.00	69,600.00	49,300.00	20,300.00		
11000- 2100- 51100- 4025- 512001- 1218- 00000	SalariesExpense,SchlStude	68,900.00	68,900.00	43,062.60	25,837.56	.16-	
11000- 2100- 52111- 0000- 512001- 1217- 00000	EducRetirement	9,257.00	9,257.00	5,785.35	3,471.21	.44	
11000- 2100- 52111- 0000- 512001- 1218- 00000	EducRetirement	23,414.00	23,414.00	9,528.75	7,418.80	6,466.45	
11000- 2100- 52111- 4025- 512001- 1214- 00000	EducRetirement	12,633.00	12,633.00	8,947.95	3,684.45	.60	
11000- 2100- 52111- 4025- 512001- 1218- 00000	EducRetirement	12,506.00	12,506.00	7,815.90	4,689.54	.56	
11000- 2100- 52112- 0000- 512001- 1217- 00000	ERARetireeHlth	1,020.00	1,020.00	637.50	382.50		
11000- 2100- 52112- 0000- 512001- 1218- 00000	ERARetireeHlth	2,580.00	2,580.00	1,050.00	817.50	712.50	
11000- 2100- 52112- 4025- 512001- 1214- 00000	ERARetireeHlth	1,392.00	1,392.00	986.00	406.00		
11000- 2100- 52112- 4025- 512001- 1218- 00000	ERARetireeHlth	1,378.00	1,378.00	861.30	516.78	.08-	
11000- 2100- 52210- 0000- 512001- 1217- 00000	FICA Payments	3,162.00	3,162.00	1,903.65	1,142.85	115.50	
11000- 2100- 52210- 0000- 512001- 1218- 00000	FICA Payments	7,998.00	7,998.00	2,914.65	2,317.51	2,765.84	
11000- 2100- 52210- 4025- 512001- 1214- 00000	FICA Payments	4,316.00	4,316.00	2,907.51	1,197.79	210.70	
11000- 2100- 52210- 4025- 512001- 1218- 00000	FICA Payments	4,272.00	4,272.00	2,575.80	1,546.41	149.79	
11000- 2100- 52220- 0000- 512001- 1217- 00000	MedicarePaymnts	740.00	740.00	445.20	267.27	27.53	
11000- 2100- 52220- 0000- 512001- 1218- 00000	MedicarePaymnts	1,871.00	1,871.00	681.60	541.99	647.41	
11000- 2100- 52220- 4025- 512001- 1214- 00000	MedicarePaymnts	1,010.00	1,010.00	680.00	280.13	49.87	

Selection Grouped by Account Type, Filtered by User Permissions, (Org = 120, Online/Offline = N, Period = 5, UnPosted JE? = N, Assets and Liabilities? = N, Restricted Accts? = Y, Funds = 1.8, Objct = 5, Obj Digits = 0, Page Break Lvl =)



Fiscal05

Account Summary-Balance

Balances through 11/30/2023						Fiscal Year 2023/24	
Funds- Func- Obj ct - Pr gm- Locat n- JbCl - Opt nl	Description	Adopted Budget	Revised Budget	Encumbered	Expenditure	Account Balance	
Funds 11000 - Operational, Func 2100 - SuppSvcsStudnts (continued)							
11000- 2100- 52220- 4025- 512001- 1218- 00000	MedicarePaymnts	1,000.00	1,000.00	602.40	361.65	35.95	
11000- 2100- 52311- 0000- 512001- 1217- 00000	Hth&MedPremiums	6,716.00	6,716.00	4,476.90	2,660.48	421.38-	
11000- 2100- 52311- 0000- 512001- 1218- 00000	Hth&MedPremiums	24,404.00	24,404.00	12,304.50	8,015.02	4,084.48	
11000- 2100- 52311- 4025- 512001- 1214- 00000	Hth&MedPremiums	7,751.00	7,751.00	5,490.15	2,238.84	22.01	
11000- 2100- 52311- 4025- 512001- 1218- 00000	Hth&MedPremiums	5,102.00	5,102.00	3,358.50	1,910.09	166.59-	
11000- 2100- 52312- 0000- 512001- 1217- 00000	Life	32.00	32.00	21.60	12.60	2.20-	
11000- 2100- 52312- 0000- 512001- 1218- 00000	Life	64.00	64.00	21.60	19.44	22.96	
11000- 2100- 52312- 4025- 512001- 1214- 00000	Life	32.00	32.00	24.48	9.96	2.44-	
11000- 2100- 52312- 4025- 512001- 1218- 00000	Life	32.00	32.00	21.60	12.60	2.20-	
11000- 2100- 52313- 0000- 512001- 1217- 00000	Dental	258.00	258.00	171.60	114.40	28.00-	
11000- 2100- 52313- 0000- 512001- 1218- 00000	Dental	857.00	857.00	449.10	325.22	82.68	
11000- 2100- 52313- 4025- 512001- 1214- 00000	Dental	121.00	121.00	85.17	35.07	.76	
11000- 2100- 52313- 4025- 512001- 1218- 00000	Dental	241.00	241.00	150.15	97.24	6.39-	
11000- 2100- 52314- 0000- 512001- 1217- 00000	Vision	57.00	57.00	37.65	22.90	3.55-	
11000- 2100- 52314- 0000- 512001- 1218- 00000	Vision	150.00	150.00	55.05	44.84	50.11	
11000- 2100- 52314- 4025- 512001- 1214- 00000	Vision	53.00	53.00	37.23	15.33	.44	
11000- 2100- 52314- 4025- 512001- 1218- 00000	Vision	53.00	53.00	32.85	19.09	1.06	
11000- 2100- 52315- 0000- 512001- 1218- 00000	Disability	195.00	195.00		37.55	157.45	
11000- 2100- 52315- 4025- 512001- 1214- 00000	Disability	262.00	262.00	185.13	76.23	.64	
11000- 2100- 52500- 0000- 512001- 1217- 00000	UnemploymntComp	100.00	100.00	91.13	10.76	1.89-	
11000- 2100- 52500- 0000- 512001- 1218- 00000	UnemploymntComp	200.00	200.00	91.19	21.49	87.32	
11000- 2100- 52500- 4025- 512001- 1214- 00000	UnemploymntComp	100.00	100.00	99.33		.67	
11000- 2100- 52500- 4025- 512001- 1218- 00000	UnemploymntComp	100.00	100.00	99.29		.71	
11000- 2100- 52710- 0000- 512001- 1217- 00000	WorkersCompPrem	599.00	599.00		599.00		
11000- 2100- 52710- 0000- 512001- 1218- 00000	WorkersCompPrem	1,515.00	1,515.00		1,515.00		
11000- 2100- 52710- 4025- 512001- 1214- 00000	WorkersCompPrem	817.00	817.00		817.00		
11000- 2100- 52710- 4025- 512001- 1218- 00000	WorkersCompPrem	809.00	809.00		809.00		
11000- 2100- 52720- 0000- 512001- 1217- 00000	WorkrsCompERFee	10.00	10.00	6.90	2.30	.80	
11000- 2100- 52720- 0000- 512001- 1218- 00000	WorkrsCompERFee	20.00	20.00	6.90	4.60	8.50	
11000- 2100- 52720- 4025- 512001- 1214- 00000	WorkrsCompERFee	10.00	10.00	6.90	2.30	.80	
11000- 2100- 52720- 4025- 512001- 1218- 00000	WorkrsCompERFee	10.00	10.00	6.90	2.30	.80	
11000- 2100- 53211- 2000- 512001- 0000- 00000	DiagsContracted	22,000.00	22,000.00	35,671.04	4,628.04	18,299.08-	
11000- 2100- 53212- 2000- 512001- 0000- 00000	SpeechThrpsCont	9,000.00	9,000.00	5,362.50	3,637.50		
11000- 2100- 53213- 2000- 512001- 0000- 00000	OccThrpstCont	4,000.00	4,000.00	3,107.50	892.50		
11000- 2100- 53215- 2000- 512001- 0000- 00000	PsycholgtsCont	20,000.00	20,000.00	20,000.00			
11000- 2100- 53216- 2000- 512001- 0000- 00000	AudiologistsCnt				9.72	9.72-	

Selection Grouped by Account Type, Filtered by User Permissions, (Org = 120, Online/Offline = N, Period = 5, UnPosted JEs? = N, Assets and Liabilities? = N, Restricted Accts? = Y, Funds = 1.8, Objct = 5, Obj Digits = 0, Page Break Lvl =)



Fiscal05

Account Summary-Balance

Balances through 11/30/2023						Fiscal Year 2023/24	
Funds- Func- Obj ct - Pr gm- Locat n- JbCl - Opt nl	Description	Adopted Budget	Revised Budget	Encumbered	Expenditure	Account Balance	
Funds 11000 - Operational, Func 2100 - SuppSvcsStudnts (continued)							
11000-2100-53217-2000-512001-0000-00000	IntrpretersCont			500.00		500.00-	
11000-2100-53330-0000-512001-0000-00000	ProfessDevelop			290.00		290.00-	
11000-2100-53414-0000-512001-0000-00000	OthProfTechSvcs		30,000.00	9,860.81	12,345.99	7,793.20	
11000-2100-53711-0000-512001-0000-00000	Other Charges			300.00		300.00-	
11000-2100-54320-0000-512001-0000-00000	Tech-R&M	21,000.00	21,000.00			21,000.00	
11000-2100-55915-0000-512001-0000-00000	OthContractSvcs	3,776.00	3,776.00	8,043.44	2,732.56	7,000.00-	
11000-2100-56113-0000-512001-0000-00000	Software	25,000.00	25,000.00	20,123.07	5,836.93	960.00-	
11000-2100-56118-0000-512001-0000-00000	GenSuppliesMats	1,000.00	1,000.00	2,169.34	621.44	1,790.78-	
11000-2100-56118-2000-512001-0000-00000	GenSuppliesMats	200.00	200.00			200.00	
Total for Func 2100 and Expense accounts		563,695.00	593,695.00	357,820.66	185,335.27	50,539.07	
Funds 11000 - Operational, Func 2200 - Suppt Svcs Inst							
11000-2200-53330-0000-512001-0000-00000	ProfessDevelop	1,000.00	1,000.00			1,000.00	
11000-2200-55915-0000-512001-0000-00000	OthContractSvcs	10,000.00	15,100.00	5,455.54	4,544.46	5,100.00	
11000-2200-56113-0000-512001-0000-00000	Software	4,000.00	4,000.00	4,000.00			
11000-2200-56118-0000-512001-0000-00000	GenSuppliesMats	1,852.00	1,852.00	2,484.00	299.92	931.92-	
11000-2200-56119-0000-512001-0000-00000	SupplAssets<\$5k		5,000.00		488.75	4,511.25	
Total for Func 2200 and Expense accounts		16,852.00	26,952.00	11,939.54	5,333.13	9,679.33	
Funds 11000 - Operational, Func 2300 - SupptSvcs-Admin							
11000-2300-51100-0000-512001-1111-00000	SalariesExpense,Superinte	112,174.00	112,174.00	70,108.80	42,065.28	.08-	
11000-2300-52111-0000-512001-1111-00000	EducRetirement	20,360.00	20,360.00	12,724.80	7,634.88	.32	
11000-2300-52112-0000-512001-1111-00000	ERARetireeHlth	2,244.00	2,244.00	1,402.20	841.32	.48	
11000-2300-52210-0000-512001-1111-00000	FICA Payments	6,955.00	6,955.00	4,245.75	2,548.65	160.60	
11000-2300-52220-0000-512001-1111-00000	MedicarePaymnts	1,627.00	1,627.00	993.00	596.08	37.92	
11000-2300-52311-0000-512001-1111-00000	Hth&MedPremiums	5,767.00	5,767.00	3,699.75	2,169.90	102.65-	
11000-2300-52312-0000-512001-1111-00000	Life	30.00	30.00	20.40	11.91	2.31-	
11000-2300-52313-0000-512001-1111-00000	Dental	111.00	111.00	70.95	42.57	2.52-	
11000-2300-52314-0000-512001-1111-00000	Vision	49.00	49.00	31.05	18.63	.68-	
11000-2300-52500-0000-512001-1111-00000	UnemploymntComp	92.00	92.00	93.79		1.79-	
11000-2300-52710-0000-512001-1111-00000	WorkersCompPrem	1,317.00	1,317.00		1,317.00		
11000-2300-52720-0000-512001-1111-00000	WorkrsCompERFee	9.00	9.00	6.51	2.17	.32	
11000-2300-53411-0000-512001-0000-00000	Auditing	23,000.00	23,000.00	11,340.98	11,659.02		
11000-2300-53413-0000-512001-0000-00000	Legal	31,000.00	31,000.00	17,546.85	13,453.15		
11000-2300-53711-0000-512001-0000-00000	Other Charges	200.00	200.00			200.00	
11000-2300-55400-0000-512001-0000-00000	Advertising	10,000.00	10,000.00	1,958.81	1,425.53	6,615.66	
11000-2300-55812-0000-512001-0000-00000	Board Training	1,000.00	1,000.00			1,000.00	
11000-2300-55915-0000-512001-0000-00000	OthContractSvcs	8,650.00	8,650.00	12,875.20	2,509.80	6,735.00-	
Selection Grouped by Account Type, Filtered by User Permissions, (Org = 120, Online/Offline = N, Period = 5, UnPosted JEs? = N, Assets and Liabilities? = N, Restricted Accts? = Y, Funds = 1.8, Objct = 5, Obj Digits = 0, Page Break Lvl =)							

Fiscal05

Account Summary-Balance

Balances through 11/30/2023						Fiscal Year 2023/24
Funds- Func- Obj ct - Pr gm- Locat n- JbCl - Opt nl	Description	Adopted Budget	Revised Budget	Encumbered	Expenditure	Account Balance
Total for Func 2300 and Expense accounts		224,585.00	224,585.00	137,118.84	86,295.89	1,170.27
Funds 11000 - Operational, Func 2400 - SupSvcsSchAdmin						
11000-2400-51100-0000-512001-1217-00000	SalariesExpense,SecClerTe	42,000.00	42,000.00	26,250.00	15,750.00	
11000-2400-51300-0000-512001-1217-00000	AddtnlCompenstn,SecClerTe	5,125.00	5,125.00	1,875.00	1,125.00	2,125.00
11000-2400-52111-0000-512001-1217-00000	EducRetirement	8,554.00	8,554.00	5,104.65	3,062.79	386.56
11000-2400-52112-0000-512001-1217-00000	ERARetireeHlth	943.00	943.00	562.50	337.50	43.00
11000-2400-52210-0000-512001-1217-00000	FICA Payments	2,924.00	2,924.00	1,734.45	1,039.88	149.67
11000-2400-52220-0000-512001-1217-00000	MedicarePaymnts	685.00	685.00	405.60	243.18	36.22
11000-2400-52312-0000-512001-1217-00000	Life	32.00	32.00	21.60	12.60	2.20-
11000-2400-52313-0000-512001-1217-00000	Dental	822.00	822.00	513.30	342.18	33.48-
11000-2400-52314-0000-512001-1217-00000	Vision	136.00	136.00	84.90	51.63	.53-
11000-2400-52315-0000-512001-1217-00000	Disability				.21	.21-
11000-2400-52500-0000-512001-1217-00000	UnemploymntComp	100.00	100.00	80.47	10.48	9.05
11000-2400-52710-0000-512001-1217-00000	WorkersCompPrem	493.00	493.00		493.00	
11000-2400-52720-0000-512001-1217-00000	WorkrsCompERFee	10.00	10.00	6.90	2.30	.80
11000-2400-53330-0000-512001-0000-00000	ProfessDevelop			901.00		901.00-
11000-2400-53414-0000-512001-0000-00000	OthProfTechSvcs				6,098.74	6,098.74-
11000-2400-53711-0000-512001-0000-00000	Other Charges	100.00	100.00	239.00		139.00-
11000-2400-55813-0000-512001-0000-00000	EmpTravNonTeach	1,000.00	1,000.00			1,000.00
11000-2400-55915-0000-512001-0000-00000	OthContractSvcs	800.00	800.00	600.00		200.00
11000-2400-56113-0000-512001-0000-00000	Software				2,324.70	2,324.70-
11000-2400-56118-0000-512001-0000-00000	GenSuppliesMats	13,512.00	13,512.00	613.21	2,298.40	10,600.39
11000-2400-56119-0000-512001-0000-00000	SupplAssets<\$5k				274.95	274.95-
Total for Func 2400 and Expense accounts		77,236.00	77,236.00	38,992.58	33,467.54	4,775.88
Funds 11000 - Operational, Func 2500 - Central Svcs						
11000-2500-53414-0000-512001-0000-00000	OthProfTechSvcs		22,900.00	99,648.36	44,305.64	121,054.00-
11000-2500-53711-0000-512001-0000-00000	Other Charges	350.00	350.00	350.00	59.00	59.00-
11000-2500-54320-0000-512001-0000-00000	Tech-R&M	188,954.00	188,954.00	28,955.58	19,245.14	140,753.28
11000-2500-54620-0000-512001-0000-00000	RentEquipVehcl	19,659.00	19,659.00	16,268.45	4,974.99	1,584.44-
11000-2500-55400-0000-512001-0000-00000	Advertising	10,000.00	10,000.00	7,673.35	14,326.65	12,000.00-
11000-2500-55915-0000-512001-0000-00000	OthContractSvcs	600.00	600.00	350.00	700.00	450.00-
11000-2500-56113-0000-512001-0000-00000	Software	18,102.00	18,102.00	2,512.00	20,005.34	4,415.34-
11000-2500-56118-0000-512001-0000-00000	GenSuppliesMats	5,100.00	5,100.00	1,641.39	1,965.31	1,493.30
Total for Func 2500 and Expense accounts		242,765.00	265,665.00	157,399.13	105,582.07	2,683.80
Funds 11000 - Operational, Func 2600 - Op&MaintofPlant						
11000-2600-54311-0000-512001-0000-00000	MntRepFrnFixEqp				104.58	104.58-

Selection Grouped by Account Type, Filtered by User Permissions, (Org = 120, Online/Offline = N, Period = 5, UnPosted JEs? = N, Assets and Liabilities? = N, Restricted Accts? = Y, Funds = 1.8, Objct = 5, Obj Digits = 0, Page Break Lvl =)



Fiscal05

Account Summary-Balance

Balances through 11/30/2023						Fiscal Year 2023/24
Funds- Func- Obj ct - Pr gm- Locat n- JbCl - Opt nl	Description	Adopted Budget	Revised Budget	Encumbered	Expenditure	Account Balance
Funds 11000 - Operational, Func 2600 - Op&MaintofPlant (continued)						
11000-2600-54312-0000-512001-0000-00000	MntRepBlgsGrnds	19,000.00	19,000.00	28,939.10	4,848.62	14,787.72-
11000-2600-54411-0000-512001-0000-00000	Electricity	31,200.00	31,200.00	18,553.00	12,647.00	
11000-2600-54412-0000-512001-0000-00000	NatGasBuildings	4,000.00	4,000.00	3,903.65	128.16	31.81-
11000-2600-54415-0000-512001-0000-00000	Water/Sewage	10,200.00	10,200.00	8,396.01	1,815.12	11.13-
11000-2600-54416-0000-512001-0000-00000	CommunicatnSvcs	21,000.00	21,000.00	13,416.04	10,981.04	3,397.08-
11000-2600-54610-0000-512001-0000-00000	RentLandBldngs		25,000.00			25,000.00
11000-2600-55200-0000-512001-0000-00000	PropertyLiablns	12,768.00	12,768.00		12,768.00	
11000-2600-55915-0000-512001-0000-00000	OthContractSvcs	73,887.00	73,887.00	77,306.34	24,325.18	27,744.52-
11000-2600-56118-0000-512001-0000-00000	GenSuppliesMats	10,000.00	10,000.00	2,635.72	384.41	6,979.87
11000-2600-56119-0000-512001-0000-00000	SupplAssets<\$5k	1,500.00	1,500.00			1,500.00
Total for Func 2600 and Expense accounts		183,555.00	208,555.00	153,149.86	68,002.11	12,596.97-
Funds 11000 - Operational, Func 2900 - Oth Suppt Svcs						
11000-2900-58215-0000-512001-0000-00000	RestrictExpend	291,239.00	291,239.00			291,239.00
Total for Func 2900 and Expense accounts		291,239.00	291,239.00	.00	.00	291,239.00
Funds 11000 - Operational, Func 3100 - FoodSvcsOpertns						
11000-3100-56116-0000-512001-0000-00000	Food		1,000.00		300.37	699.63
11000-3100-56118-0000-512001-0000-00000	GenSuppliesMats	250.00	1,250.00	113.92	382.75	753.33
Total for Func 3100 and Expense accounts		250.00	2,250.00	113.92	683.12	1,452.96
Funds 11000 - Operational, Func 4000 - Capital Outlay						
11000-4000-54640-0000-512001-0000-00000	RentalLease2Pur		40,000.00	74,907.30	114,463.98	149,371.28-
Total for Func 4000 and Expense accounts		.00	40,000.00	74,907.30	114,463.98	149,371.28-
Total for Funds 11000		3,538,733.00	3,538,733.00	1,792,266.17	941,719.54	804,747.29
Funds 21000 - Food Svcs, Func 3100 - FoodSvcsOpertns						
21000-3100-56116-0000-512001-0000-00000	Food	53,371.00	53,371.00	26,372.50	10,482.50	16,516.00
Total for Funds 21000, Func 3100 and Expense accounts		53,371.00	53,371.00	26,372.50	10,482.50	16,516.00
Funds 23000 - Non-InstrctSupp, Func 1000 - Instruction						
23000-1000-56118-0000-512001-0000-00000	GenSuppliesMats			1,585.08	425.88	2,010.96-
23000-1000-56118-1010-512001-0000-00000	GenSuppliesMats			327.10	1,260.14	1,587.24-
23000-1000-56118-9000-512001-0000-00000	GenSuppliesMats	2,158.00	2,158.00		1,091.99	1,066.01
Total for Funds 23000, Func 1000 and Expense accounts		2,158.00	2,158.00	1,912.18	2,778.01	2,532.19-
Funds 24101 - Title I - IASA, Func 1000 - Instruction						
24101-1000-51100-1010-512001-1711-00000	SalariesExpense,InstAsst1	53,703.00	53,703.00	21,931.36	14,748.33	17,023.31
24101-1000-51300-1010-512001-1711-00000	AddtnlCompenstr,InstAsst1			1,770.89	729.19	2,500.08-
24101-1000-52111-1010-512001-1711-00000	EducRetirement	9,605.00	9,605.00	4,302.02	2,809.19	2,493.79

Selection Grouped by Account Type, Filtered by User Permissions, (Org = 120, Online/Offline = N, Period = 5, UnPosted JEs? = N, Assets and Liabilities? = N, Restricted Accts? = Y, Funds = 1.8, Objct = 5, Obj Digits = 0, Page Break Lvl =)



Fiscal05

Account Summary-Balance

Balances through 11/30/2023						Fiscal Year 2023/24
Funds- Func- Obj ct - Pr gm- Locat n- JbCl - Opt nl	Description	Adopted Budget	Revised Budget	Encumbered	Expenditure	Account Balance
Funds 24101 - Title I - IASA, Func 1000 - Instruction (continued)						
24101- 1000- 52112- 1010- 512001- 1711- 00000	ERARetireeHlth	1,075.00	1,075.00	474.13	309.58	291.29
24101- 1000- 52210- 1010- 512001- 1711- 00000	FICA Payments	3,331.00	3,331.00	1,462.34	949.35	919.31
24101- 1000- 52220- 1010- 512001- 1711- 00000	MedicarePaymnts	781.00	781.00	342.04	222.03	216.93
24101- 1000- 52311- 1010- 512001- 1711- 00000	Hth&MedPremiums	2,069.00	2,069.00	470.56	756.87	841.57
24101- 1000- 52312- 1010- 512001- 1711- 00000	Life	44.00	44.00	19.04	10.50	14.46
24101- 1000- 52313- 1010- 512001- 1711- 00000	Dental	42.00	42.00			42.00
24101- 1000- 52314- 1010- 512001- 1711- 00000	Vision	10.00	10.00			10.00
24101- 1000- 52315- 1010- 512001- 1711- 00000	Disability	58.00	58.00	8.67	16.52	32.81
24101- 1000- 52500- 1010- 512001- 1711- 00000	UnemploymntComp	134.00	134.00	69.72	23.11	41.17
24101- 1000- 52710- 1010- 512001- 1711- 00000	WorkersCompPrem	852.00	852.00		852.00	
24101- 1000- 52720- 1010- 512001- 1711- 00000	WorkrsCompERFee	14.00	14.00	5.34	3.96	4.70
24101- 1000- 56118- 1010- 512001- 0000- 00000	GenSuppliesMats	750.00	750.00			750.00
Total for Func 1000 and Expense accounts		72,468.00	72,468.00	30,856.11	21,430.63	20,181.26
Funds 24101 - Title I - IASA, Func 2400 - SupSvcsSchAdmin						
24101- 2400- 51300- 0000- 512001- 1217- 00000	AddtnlCompenstn,SecClerTe	2,500.00	2,500.00	1,562.55	937.53	.08-
24101- 2400- 52111- 0000- 512001- 1217- 00000	EducRetirement	454.00	454.00	283.65	170.19	.16
24101- 2400- 52112- 0000- 512001- 1217- 00000	ERARetireeHlth	50.00	50.00	31.20	18.72	.08
24101- 2400- 52210- 0000- 512001- 1217- 00000	FICA Payments	155.00	155.00	96.90	58.14	.04-
24101- 2400- 52220- 0000- 512001- 1217- 00000	MedicarePaymnts	37.00	37.00	22.65	13.59	.76
24101- 2400- 52500- 0000- 512001- 1217- 00000	UnemploymntComp			4.42	.58	5.00-
Total for Func 2400 and Expense accounts		3,196.00	3,196.00	2,001.37	1,198.75	4.12-
Total for Funds 24101		75,664.00	75,664.00	32,857.48	22,629.38	20,177.14
Funds 24106 - IDEABEntitlemnt, Func 1000 - Instruction						
24106- 1000- 51100- 2000- 512001- 1412- 00000	SalariesExpense,Teachers	24,921.00	24,921.00	6,890.61	12,402.99	5,627.40
24106- 1000- 52111- 2000- 512001- 1412- 00000	EducRetirement	5,475.00	5,475.00	1,250.69	2,251.18	1,973.13
24106- 1000- 52112- 2000- 512001- 1412- 00000	ERARetireeHlth	499.00	499.00	137.87	248.08	113.05
24106- 1000- 52210- 2000- 512001- 1412- 00000	FICA Payments	1,546.00	1,546.00	411.74	730.74	403.52
24106- 1000- 52220- 2000- 512001- 1412- 00000	MedicarePaymnts	362.00	362.00	96.22	170.89	94.89
24106- 1000- 52311- 2000- 512001- 1412- 00000	Hth&MedPremiums	3,076.00	3,076.00	562.70	1,395.22	1,118.08
24106- 1000- 52312- 2000- 512001- 1412- 00000	Life	12.00	12.00	3.57	5.27	3.16
24106- 1000- 52313- 2000- 512001- 1412- 00000	Dental	163.00	163.00	12.58	41.84	108.58
24106- 1000- 52314- 2000- 512001- 1412- 00000	Vision	19.00	19.00	5.61	1.65	11.74
24106- 1000- 52315- 2000- 512001- 1412- 00000	Disability				24.01	24.01-
24106- 1000- 52500- 2000- 512001- 1412- 00000	UnemploymntComp	36.00	36.00	13.99	34.17	12.16-
24106- 1000- 52710- 2000- 512001- 1412- 00000	WorkersCompPrem	414.00	414.00		414.00	

Selection Grouped by Account Type, Filtered by User Permissions, (Org = 120, Online/Offline = N, Period = 5, UnPosted JEs? = N, Assets and Liabilities? = N, Restricted Accts? = Y, Funds = 1.8, Objct = 5, Obj Digits = 0, Page Break Lvl =)



Fiscal05

Account Summary-Balance

Balances through 11/30/2023						Fiscal Year 2023/24	
Funds- Func- Obj ct - Pr gm- Locat n- JbCl - Opt nl	Description	Adopted Budget	Revised Budget	Encumbered	Expenditure	Account Balance	
Funds 24106 - IDEABEntitlemnt, Func 1000 - Instruction (continued)							
24106- 1000- 52720- 2000- 512001- 1412- 00000	WorkrsCompERFee	4.00	4.00	1.02	2.42	.56	
Total for Funds 24106, Func 1000 and Expense accounts		36,527.00	36,527.00	9,386.60	17,722.46	9,417.94	
Funds 24154 - TchPrinTrainRec, Func 2200 - Suppt Svcs Inst							
24154- 2200- 53330- 0000- 512001- 0000- 00000	ProfessDevelop	6,225.00	6,225.00	2,610.00		3,615.00	
Total for Funds 24154, Func 2200 and Expense accounts		6,225.00	6,225.00	2,610.00	.00	3,615.00	
Funds 24174 - CP-Second-Curr, Func 1000 - Instruction							
24174- 1000- 51100- 1010- 512001- 1411- 00000	SalariesExpense,Teachers	5,837.00	5,837.00			5,837.00	
24174- 1000- 52111- 1010- 512001- 1411- 00000	EducRetirement	452.00	452.00			452.00	
24174- 1000- 52112- 1010- 512001- 1411- 00000	ERARetireeHlth	117.00	117.00			117.00	
24174- 1000- 52210- 1010- 512001- 1411- 00000	FICA Payments	362.00	362.00			362.00	
24174- 1000- 52220- 1010- 512001- 1411- 00000	MedicarePaymnts	85.00	85.00			85.00	
24174- 1000- 52311- 1010- 512001- 1411- 00000	Hth&MedPremiums	562.00	562.00			562.00	
24174- 1000- 52312- 1010- 512001- 1411- 00000	Life	4.00	4.00			4.00	
24174- 1000- 52313- 1010- 512001- 1411- 00000	Dental	14.00	14.00			14.00	
24174- 1000- 52314- 1010- 512001- 1411- 00000	Vision	6.00	6.00			6.00	
24174- 1000- 52500- 1010- 512001- 1411- 00000	UnemploymntComp	11.00	11.00			11.00	
24174- 1000- 52710- 1010- 512001- 1411- 00000	WorkersCompPrem	77.00	77.00		77.00		
24174- 1000- 52720- 1010- 512001- 1411- 00000	WorkrsCompERFee	2.00	2.00			2.00	
Total for Funds 24174, Func 1000 and Expense accounts		7,529.00	7,529.00	.00	77.00	7,452.00	
Funds 24189 - SSAE Title IV, Func 2100 - SuppSvcsStudnts							
24189- 2100- 51100- 0000- 512001- 1214- 00000	SalariesExpense,Couns-Soc	7,200.00	7,200.00	5,164.09	1,986.17	49.74	
24189- 2100- 52111- 0000- 512001- 1214- 00000	EducRetirement	1,307.00	1,307.00	937.21	360.47	9.32	
24189- 2100- 52112- 0000- 512001- 1214- 00000	ERARetireeHlth	144.00	144.00	103.36	39.74	.90	
24189- 2100- 52210- 0000- 512001- 1214- 00000	FICA Payments	447.00	447.00	308.55	118.72	19.73	
24189- 2100- 52220- 0000- 512001- 1214- 00000	MedicarePaymnts	105.00	105.00	72.25	27.78	4.97	
24189- 2100- 52311- 0000- 512001- 1214- 00000	Hth&MedPremiums	613.00	613.00	421.60	160.75	30.65	
24189- 2100- 52312- 0000- 512001- 1214- 00000	Life	4.00	4.00	2.72	1.02	.26	
24189- 2100- 52313- 0000- 512001- 1214- 00000	Dental	15.00	15.00	9.52	3.65	1.83	
24189- 2100- 52314- 0000- 512001- 1214- 00000	Vision	7.00	7.00	4.08	1.59	1.33	
24189- 2100- 52500- 0000- 512001- 1214- 00000	UnemploymntComp	12.00	12.00	10.44		1.56	
24189- 2100- 52710- 0000- 512001- 1214- 00000	WorkersCompPrem	144.00	144.00		144.00		
24189- 2100- 52720- 0000- 512001- 1214- 00000	WorkrsCompERFee	2.00	2.00	.75	.22	1.03	
Total for Funds 24189, Func 2100 and Expense accounts		10,000.00	10,000.00	7,034.57	2,844.11	121.32	
Funds 24190 - Title I CSI, Func 1000 - Instruction							

Selection Grouped by Account Type, Filtered by User Permissions, (Org = 120, Online/Offline = N, Period = 5, UnPosted JEs? = N, Assets and Liabilities? = N, Restricted Accts? = Y, Funds = 1.8, Objct = 5, Obj Digits = 0, Page Break Lvl =)



Fiscal05

Account Summary-Balance

Balances through 11/30/2023						Fiscal Year 2023/24
Funds- Func- Obj ct - Pr gm- Locat n- JbCl - Opt nl	Description	Adopted Budget	Revised Budget	Encumbered	Expenditure	Account Balance
Funds 24190 - Title I CSI, Func 1000 - Instruction						
24190- 1000- 51300- 1010- 512001- 1411- 00000	AddtnlCompenstn, Teachers		6,727.00		6,000.00	727.00
24190- 1000- 52111- 1010- 512001- 1411- 00000	EducRetirement				1,089.00	1,089.00-
24190- 1000- 52112- 1010- 512001- 1411- 00000	ERARetireeHlth				120.01	120.01-
24190- 1000- 52210- 1010- 512001- 1411- 00000	FICA Payments				372.01	372.01-
24190- 1000- 52220- 1010- 512001- 1411- 00000	MedicarePaymnts				86.97	86.97-
24190- 1000- 53330- 0000- 512001- 0000- 00000	ProfessDevelop	91,564.00				
24190- 1000- 56119- 1010- 512001- 0000- 00000	SupplAssets<\$5k		84,837.00		83,896.01	940.99
Total for Funds 24190, Func 1000 and Expense accounts		91,564.00	91,564.00	.00	91,564.00	.00
Funds 24330 - ESSER III, Func 1000 - Instruction						
24330- 1000- 51100- 0000- 512001- 1611- 00000	SalariesExpense,SubsSickL			12,741.26	3,191.71	15,932.97-
24330- 1000- 51100- 1010- 512001- 1411- 00000	SalariesExpense, Teachers	74,680.00	25,630.00		19,750.02	5,879.98
24330- 1000- 51100- 1010- 512001- 1711- 00000	SalariesExpense,InstAsst1			27,093.75	6,375.00	33,468.75-
24330- 1000- 51100- 2000- 512001- 1412- 00000	SalariesExpense, Teachers	45,279.00	45,279.00		784.32	44,494.68
24330- 1000- 52111- 0000- 512001- 1611- 00000	EducRetirement			2,312.54	579.30	2,891.84-
24330- 1000- 52111- 1010- 512001- 1411- 00000	EducRetirement	13,555.00	13,555.00		3,584.63	9,970.37
24330- 1000- 52111- 1010- 512001- 1711- 00000	EducRetirement			4,917.59	1,157.08	6,074.67-
24330- 1000- 52111- 2000- 512001- 1412- 00000	EducRetirement	8,219.00	8,219.00		142.35	8,076.65
24330- 1000- 52112- 0000- 512001- 1611- 00000	ERARetireeHlth			254.82	63.84	318.66-
24330- 1000- 52112- 1010- 512001- 1411- 00000	ERARetireeHlth	1,494.00	1,494.00		395.00	1,099.00
24330- 1000- 52112- 1010- 512001- 1711- 00000	ERARetireeHlth			541.96	127.52	669.48-
24330- 1000- 52112- 2000- 512001- 1412- 00000	ERARetireeHlth	906.00	906.00		15.69	890.31
24330- 1000- 52210- 0000- 512001- 1611- 00000	FICA Payments			789.96	197.88	987.84-
24330- 1000- 52210- 1010- 512001- 1411- 00000	FICA Payments	4,631.00	4,631.00		1,142.15	3,488.85
24330- 1000- 52210- 1010- 512001- 1711- 00000	FICA Payments			1,622.31	381.72	2,004.03-
24330- 1000- 52210- 2000- 512001- 1412- 00000	FICA Payments	2,808.00	2,808.00		46.90	2,761.10
24330- 1000- 52220- 0000- 512001- 1611- 00000	MedicarePaymnts			184.74	46.28	231.02-
24330- 1000- 52220- 1010- 512001- 1411- 00000	MedicarePaymnts	1,084.00	1,084.00		267.10	816.90
24330- 1000- 52220- 1010- 512001- 1711- 00000	MedicarePaymnts			379.44	89.28	468.72-
24330- 1000- 52220- 2000- 512001- 1412- 00000	MedicarePaymnts	657.00	657.00		10.96	646.04
24330- 1000- 52311- 1010- 512001- 1411- 00000	Hth&MedPremiums	7,802.00	7,802.00		3,163.74	4,638.26
24330- 1000- 52311- 1010- 512001- 1711- 00000	Hth&MedPremiums			3,518.32	827.84	4,346.16-
24330- 1000- 52311- 2000- 512001- 1412- 00000	Hth&MedPremiums	5,589.00	5,589.00		62.60	5,526.40
24330- 1000- 52312- 1010- 512001- 1411- 00000	Life	39.00	39.00		9.24	29.76
24330- 1000- 52312- 1010- 512001- 1711- 00000	Life			24.48	5.76	30.24-
24330- 1000- 52312- 2000- 512001- 1412- 00000	Life	21.00	21.00		.41	20.59

Selection Grouped by Account Type, Filtered by User Permissions, (Org = 120, Online/Offline = N, Period = 5, UnPosted JEs? = N, Assets and Liabilities? = N, Restricted Accts? = Y, Funds = 1.8, Objct = 5, Obj Digits = 0, Page Break Lvl =)



Fiscal05

Account Summary-Balance

Balances through 11/30/2023						Fiscal Year 2023/24	
Funds- Func- Obj ct - Pr gm- Locat n- JbCl - Opt nl	Description	Adopted Budget	Revised Budget	Encumbered	Expenditure	Account Balance	
Funds 24330 - ESSER III, Func 1000 - Instruction (continued)							
24330- 1000- 52313- 1010- 512001- 1411- 00000	Dental	290.00	290.00		127.98	162.02	
24330- 1000- 52313- 1010- 512001- 1711- 00000	Dental			194.48	45.76	240.24-	
24330- 1000- 52313- 2000- 512001- 1412- 00000	Dental	295.00	295.00		1.44	293.56	
24330- 1000- 52314- 1010- 512001- 1411- 00000	Vision	64.00	64.00		19.38	44.62	
24330- 1000- 52314- 2000- 512001- 1412- 00000	Vision	34.00	34.00		.63	33.37	
24330- 1000- 52315- 1010- 512001- 1411- 00000	Disability	53.00	53.00		39.52	13.48	
24330- 1000- 52500- 0000- 512001- 1611- 00000	UnemploymntComp			42.05	10.53	52.58-	
24330- 1000- 52500- 1010- 512001- 1411- 00000	UnemploymntComp	120.00	120.00			120.00	
24330- 1000- 52500- 1010- 512001- 1711- 00000	UnemploymntComp			78.90		78.90-	
24330- 1000- 52500- 2000- 512001- 1412- 00000	UnemploymntComp	65.00	65.00			65.00	
24330- 1000- 52710- 1010- 512001- 1411- 00000	WorkersCompPrem	1,047.00	1,047.00		1,597.00	550.00-	
24330- 1000- 52710- 2000- 512001- 1412- 00000	WorkersCompPrem	490.00	490.00		411.00	79.00	
24330- 1000- 52720- 1010- 512001- 1411- 00000	WorkrsCompERFee	12.00	12.00		5.06	6.94	
24330- 1000- 52720- 1010- 512001- 1711- 00000	WorkrsCompERFee			6.90		6.90-	
24330- 1000- 52720- 2000- 512001- 1412- 00000	WorkrsCompERFee	7.00	7.00		.22	6.78	
24330- 1000- 56113- 1010- 512001- 0000- 00000	Software				11,610.00	11,610.00-	
24330- 1000- 56118- 1010- 512001- 0000- 00000	GenSuppliesMats				19.49	19.49-	
Total for Func 1000 and Expense accounts		169,241.00	120,191.00	54,703.50	56,306.33	9,181.17	
Funds 24330 - ESSER III, Func 2100 - SuppSvcsStudnts							
24330- 2100- 51100- 0000- 512001- 1214- 00000	SalariesExpense,Couns-Soc	50,080.00	50,080.00	34,559.30	14,370.52	1,150.18	
24330- 2100- 51100- 0000- 512001- 1218- 00000	SalariesExpense,SchlStude		49,000.00	28,125.00	7,500.00	13,375.00	
24330- 2100- 52111- 0000- 512001- 1214- 00000	EducRetirement	9,090.00	9,090.00	6,272.49	2,608.23	209.28	
24330- 2100- 52111- 0000- 512001- 1218- 00000	EducRetirement			5,104.65	1,361.24	6,465.89-	
24330- 2100- 52112- 0000- 512001- 1214- 00000	ERARetireeHlth	1,002.00	1,002.00	691.22	287.41	23.37	
24330- 2100- 52112- 0000- 512001- 1218- 00000	ERARetireeHlth			562.50	150.00	712.50-	
24330- 2100- 52210- 0000- 512001- 1214- 00000	FICA Payments	3,105.00	3,105.00	2,065.33	859.10	180.57	
24330- 2100- 52210- 0000- 512001- 1218- 00000	FICA Payments			1,693.80	451.68	2,145.48-	
24330- 2100- 52220- 0000- 512001- 1214- 00000	MedicarePaymnts	727.00	727.00	482.97	200.92	43.11	
24330- 2100- 52220- 0000- 512001- 1218- 00000	MedicarePaymnts			396.15	105.64	501.79-	
24330- 2100- 52311- 0000- 512001- 1214- 00000	Hth&MedPremiums	3,572.00	3,572.00	2,822.00	1,161.97	411.97-	
24330- 2100- 52311- 0000- 512001- 1218- 00000	Hth&MedPremiums			3,104.40	827.84	3,932.24-	
24330- 2100- 52312- 0000- 512001- 1214- 00000	Life	23.00	23.00	18.19	7.46	2.65-	
24330- 2100- 52312- 0000- 512001- 1218- 00000	Life			21.60	5.76	27.36-	
24330- 2100- 52313- 0000- 512001- 1214- 00000	Dental	85.00	85.00	63.07	26.24	4.31-	
24330- 2100- 52313- 0000- 512001- 1218- 00000	Dental			85.95	22.92	108.87-	
24330- 2100- 52314- 0000- 512001- 1214- 00000	Vision	37.00	37.00	27.54	11.46	2.00-	

Selection Grouped by Account Type, Filtered by User Permissions, (Org = 120, Online/Offline = N, Period = 5, UnPosted JEs? = N, Assets and Liabilities? = N, Restricted Accts? = Y, Funds = 1.8, Objct = 5, Obj Digits = 0, Page Break Lvl =)



Fiscal05

Account Summary-Balance

Balances through 11/30/2023						Fiscal Year 2023/24
Funds- Func- Obj ct - Pr gm- Locat n- JbCl - Opt nl	Description	Adopted Budget	Revised Budget	Encumbered	Expenditure	Account Balance
Funds 24330 - ESSER III, Func 2100 - SuppSvcsStudnts (continued)						
24330- 2100- 52314- 0000- 512001- 1218- 00000	Vision			37.65	10.04	47.69-
24330- 2100- 52315- 0000- 512001- 1218- 00000	Disability				28.42	28.42-
24330- 2100- 52500- 0000- 512001- 1214- 00000	UnemploymntComp	70.00	70.00	70.04		.04-
24330- 2100- 52710- 0000- 512001- 1214- 00000	WorkersCompPrem	583.00	583.00		508.00	75.00
24330- 2100- 52720- 0000- 512001- 1214- 00000	WorkrsCompERFee	7.00	7.00	5.13	1.74	.13
Total for Func 2100 and Expense accounts		68,381.00	117,381.00	86,208.98	30,506.59	665.43
Funds 24330 - ESSER III, Func 2600 - Op&MaintofPlant						
24330- 2600- 54416- 0000- 512001- 0000- 00000	CommunicatnSvcs		50.00	485.00	40.01	475.01-
Total for Func 2600 and Expense accounts		.00	50.00	485.00	40.01	475.01-
Total for Funds 24330		237,622.00	237,622.00	141,397.48	86,852.93	9,371.59
Funds 24349 - ARP Preschool, Func 1000 - Instruction						
24349- 1000- 51100- 2000- 512001- 1412- 00000	SalariesExpense,Teachers	1,034.00	1,034.00			1,034.00
Total for Funds 24349, Func 1000 and Expense accounts		1,034.00	1,034.00	.00	.00	1,034.00
Funds 26207 - CNM Foundation, Func 1000 - Instruction						
26207- 1000- 56118- 1010- 512001- 0000- 00000	GenSuppliesMats	574.00	574.00			574.00
Total for Funds 26207, Func 1000 and Expense accounts		574.00	574.00	.00	.00	574.00
Funds 27107 - 2012GOBondsB66, Func 2200 - Suppt Svcs Inst						
27107- 2200- 56114- 0000- 512001- 0000- 00000	LibraryAudioVis	2,873.00	7,164.00			7,164.00
Total for Funds 27107, Func 2200 and Expense accounts		2,873.00	7,164.00	.00	.00	7,164.00
Funds 27109 - IM-GAA of 2019, Func 1000 - Instruction						
27109- 1000- 56107- 1010- 512001- 0000- 00000	InsMatCR50%Txbk	3,538.00	3,538.00			3,538.00
Total for Funds 27109, Func 1000 and Expense accounts		3,538.00	3,538.00	.00	.00	3,538.00
Funds 27407 - FII, Func 1000 - Instruction						
27407- 1000- 51100- 1010- 512001- 1411- 00000	SalariesExpense,Teachers		46,332.00	30,005.00	13,531.69	2,795.31
27407- 1000- 51100- 1010- 512001- 1711- 00000	SalariesExpense,InstAsst1	9,818.00	32,213.00	22,817.40	9,395.40	.20
27407- 1000- 52111- 1010- 512001- 1411- 00000	EducRetirement		8,800.00	5,445.95	2,456.00	898.05
27407- 1000- 52111- 1010- 512001- 1711- 00000	EducRetirement	1,782.00	6,047.00	4,141.37	1,705.27	200.36
27407- 1000- 52112- 1010- 512001- 1411- 00000	ERARetireeHlth		927.00	600.10	270.62	56.28
27407- 1000- 52112- 1010- 512001- 1711- 00000	ERARetireeHlth	197.00	645.00	456.28	187.88	.84
27407- 1000- 52210- 1010- 512001- 1411- 00000	FICA Payments		2,792.00	1,807.95	815.56	168.49
27407- 1000- 52210- 1010- 512001- 1711- 00000	FICA Payments	371.00	1,877.00	1,324.64	550.74	1.62
27407- 1000- 52220- 1010- 512001- 1411- 00000	MedicarePaymnts		653.00	422.79	190.73	39.48
27407- 1000- 52220- 1010- 512001- 1711- 00000	MedicarePaymnts	143.00	439.00	309.74	128.78	.48
27407- 1000- 52311- 1010- 512001- 1411- 00000	Hth&MedPremiums		2,844.00	1,847.05	824.44	172.51

Selection Grouped by Account Type, Filtered by User Permissions, (Org = 120, Online/Offline = N, Period = 5, UnPosted JEs? = N, Assets and Liabilities? = N, Restricted Accts? = Y, Funds = 1.8, Objct = 5, Obj Digits = 0, Page Break Lvl =)



Fiscal05

Account Summary-Balance

Balances through 11/30/2023						Fiscal Year 2023/24
Funds- Func- Obj ct - Pr gm- Locat n- JbCl - Opt nl	Description	Adopted Budget	Revised Budget	Encumbered	Expenditure	Account Balance
Funds 27407 - FII, Func 1000 - Instruction (continued)						
27407- 1000- 52311- 1010- 512001- 1711- 00000	Hth&MedPremiums	1,827.00	7,921.00	5,803.80	1,188.00	929.20
27407- 1000- 52312- 1010- 512001- 1411- 00000	Life		23.00	14.62	6.54	1.84
27407- 1000- 52312- 1010- 512001- 1711- 00000	Life	9.00	32.00	22.61	6.56	2.83
27407- 1000- 52313- 1010- 512001- 1411- 00000	Dental		158.00	102.17	46.07	9.76
27407- 1000- 52314- 1010- 512001- 1411- 00000	Vision		38.00	22.27	10.05	5.68
27407- 1000- 52315- 1010- 512001- 1711- 00000	Disability	42.00	147.00	105.91	20.54	20.55
27407- 1000- 52500- 1010- 512001- 1411- 00000	UnemployntComp		65.00	55.76		9.24
27407- 1000- 52500- 1010- 512001- 1711- 00000	UnemployntComp	26.00	111.00	75.31	31.01	4.68
27407- 1000- 52710- 1010- 512001- 1711- 00000	WorkersCompPrem	163.00	211.00		211.00	
27407- 1000- 52720- 1010- 512001- 1411- 00000	WorkrsCompERFee		100.00	4.14	1.61	94.25
27407- 1000- 52720- 1010- 512001- 1711- 00000	WorkrsCompERFee	3.00	103.00	6.39	2.13	94.48
Total for Func 1000 and Expense accounts		14,381.00	112,478.00	75,391.25	31,580.62	5,506.13
Funds 27407 - FII, Func 2100 - SuppSvcsStudnts						
27407- 2100- 51100- 0000- 512001- 1214- 00000	SalariesExpense,Couns-Soc	69,600.00				
27407- 2100- 52111- 0000- 512001- 1214- 00000	EducRetirement	12,633.00				
27407- 2100- 52112- 0000- 512001- 1214- 00000	ERARetireeHlth	1,392.00				
27407- 2100- 52210- 0000- 512001- 1214- 00000	FICA Payments	4,316.00				
27407- 2100- 52220- 0000- 512001- 1214- 00000	MedicarePaymnts	1,010.00				
27407- 2100- 52311- 0000- 512001- 1214- 00000	Hth&MedPremiums	7,751.00				
27407- 2100- 52312- 0000- 512001- 1214- 00000	Life	32.00				
27407- 2100- 52313- 0000- 512001- 1214- 00000	Dental	121.00				
27407- 2100- 52314- 0000- 512001- 1214- 00000	Vision	53.00				
27407- 2100- 52315- 0000- 512001- 1214- 00000	Disability	262.00				
27407- 2100- 52500- 0000- 512001- 1214- 00000	UnemployntComp	100.00				
27407- 2100- 52710- 0000- 512001- 1214- 00000	WorkersCompPrem	817.00				
27407- 2100- 52720- 0000- 512001- 1214- 00000	WorkrsCompERFee	10.00				
Total for Func 2100 and Expense accounts		98,097.00	.00	.00	.00	.00
Total for Funds 27407		112,478.00	112,478.00	75,391.25	31,580.62	5,506.13
Funds 27502 - Next Gen CTE, Func 1000 - Instruction						
27502- 1000- 51100- 1010- 512001- 1411- 00000	SalariesExpense,Teachers	38,715.00	38,715.00			38,715.00
27502- 1000- 51300- 1010- 512001- 1411- 00000	AddtnlCompenstn,Teachers	1,000.00	1,000.00			1,000.00
27502- 1000- 52111- 1010- 512001- 1411- 00000	EducRetirement	7,806.00	7,806.00			7,806.00
27502- 1000- 52112- 1010- 512001- 1411- 00000	ERARetireeHlth	795.00	795.00			795.00
27502- 1000- 52210- 1010- 512001- 1411- 00000	FICA Payments	2,470.00	2,470.00			2,470.00
27502- 1000- 52220- 1010- 512001- 1411- 00000	MedicarePaymnts	577.00	577.00			577.00

Selection Grouped by Account Type, Filtered by User Permissions, (Org = 120, Online/Offline = N, Period = 5, UnPosted JEs? = N, Assets and Liabilities? = N, Restricted Accts? = Y, Funds = 1..8, Objct = 5, Obj Digits = 0, Page Break Lvl =)



Fiscal05

Account Summary-Balance

Balances through 11/30/2023						Fiscal Year 2023/24
Funds- Func- Obj ct - Pr gm- Locat n- JbCl - Opt nl	Description	Adopted Budget	Revised Budget	Encumbered	Expenditure	Account Balance
Funds 27502 - Next Gen CTE, Func 1000 - Instruction (continued)						
27502- 1000- 52311- 1010- 512001- 1411- 00000	Hth&MedPremiums	5,065.00	5,065.00			5,065.00
27502- 1000- 52312- 1010- 512001- 1411- 00000	Life	19.00	19.00			19.00
27502- 1000- 52313- 1010- 512001- 1411- 00000	Dental	184.00	184.00			184.00
27502- 1000- 52314- 1010- 512001- 1411- 00000	Vision	62.00	62.00			62.00
27502- 1000- 52315- 1010- 512001- 1411- 00000	Disability	163.00	163.00			163.00
27502- 1000- 52500- 1010- 512001- 1411- 00000	UnemploymntComp	56.00	56.00			56.00
27502- 1000- 52710- 1010- 512001- 1411- 00000	WorkersCompPrem	367.00	367.00		367.00	
27502- 1000- 52720- 1010- 512001- 1411- 00000	WorkrsCompERFee	6.00	6.00			6.00
Total for Funds 27502, Func 1000 and Expense accounts		57,285.00	57,285.00	.00	367.00	56,918.00
Funds 27901 - Indian Ed Act, Func 1000 - Instruction						
27901- 1000- 51100- 1010- 512001- 1411- 00000	SalariesExpense,Teachers	39,536.00	39,536.00			39,536.00
27901- 1000- 51100- 1010- 512001- 1711- 00000	SalariesExpense,InstAsst1			8,606.25	2,025.00	10,631.25-
27901- 1000- 51300- 1010- 512001- 1411- 00000	AddtnlCompenstrn,Teachers			4,687.50	2,187.50	6,875.00-
27901- 1000- 51300- 1010- 512001- 1711- 00000	AddtnlCompenstrn,InstAsst1			1,062.50	437.50	1,500.00-
27901- 1000- 52111- 1010- 512001- 1411- 00000	EducRetirement	7,176.00	7,176.00	850.80	397.04	5,928.16
27901- 1000- 52111- 1010- 512001- 1711- 00000	EducRetirement			1,754.74	446.90	2,201.64-
27901- 1000- 52112- 1010- 512001- 1411- 00000	ERARetireeHlth	791.00	791.00	93.75	43.75	653.50
27901- 1000- 52112- 1010- 512001- 1711- 00000	ERARetireeHlth			193.29	49.23	242.52-
27901- 1000- 52210- 1010- 512001- 1411- 00000	FICA Payments	2,452.00	2,452.00	290.70	135.66	2,025.64
27901- 1000- 52210- 1010- 512001- 1711- 00000	FICA Payments			599.42	152.65	752.07-
27901- 1000- 52220- 1010- 512001- 1411- 00000	MedicarePaymnts	574.00	574.00	67.95	31.71	474.34
27901- 1000- 52220- 1010- 512001- 1711- 00000	MedicarePaymnts			140.25	35.73	175.98-
27901- 1000- 52311- 1010- 512001- 1411- 00000	Hth&MedPremiums	2,889.00	2,889.00			2,889.00
27901- 1000- 52312- 1010- 512001- 1411- 00000	Life	23.00	23.00			23.00
27901- 1000- 52312- 1010- 512001- 1711- 00000	Life				1.72	1.72-
27901- 1000- 52313- 1010- 512001- 1411- 00000	Dental	169.00	169.00			169.00
27901- 1000- 52314- 1010- 512001- 1411- 00000	Vision	37.00	37.00			37.00
27901- 1000- 52500- 1010- 512001- 1411- 00000	UnemploymntComp	70.00	70.00	8.13		61.87
27901- 1000- 52500- 1010- 512001- 1711- 00000	UnemploymntComp			28.20	.24	28.44-
27901- 1000- 52710- 1010- 512001- 1411- 00000	WorkersCompPrem	802.00	802.00			802.00
27901- 1000- 52720- 1010- 512001- 1411- 00000	WorkrsCompERFee	7.00	7.00			7.00
Total for Funds 27901, Func 1000 and Expense accounts		54,526.00	54,526.00	18,383.48	5,944.63	30,197.89
Funds 28211 - Covid-19 Test., Func 2100 - SuppSvcsStudnts						
28211- 2100- 56118- 0000- 512001- 0000- 00000	GenSuppliesMats	19,584.00	19,584.00			19,584.00
Total for Funds 28211, Func 2100 and Expense accounts		19,584.00	19,584.00	.00	.00	19,584.00

Selection Grouped by Account Type, Filtered by User Permissions, (Org = 120, Online/Offline = N, Period = 5, UnPosted JEs? = N, Assets and Liabilities? = N, Restricted Accts? = Y, Funds = 1.8, Objct = 5, Obj Digits = 0, Page Break Lvl =)



Fiscal05

Account Summary-Balance

Balances through 11/30/2023						Fiscal Year 2023/24	
Funds- Func- Obj ct - Pr gm- Locat n- Jb Cl - Opt nl	Description	Adopted Budget	Revised Budget	Encumbered	Expenditure	Account Balance	
Funds 29102 - PrivDirGrntsCat, Func 1000 - Instruction							
29102- 1000- 56118- 1010- 512001- 0000- 00000	GenSuppliesMats	168.00	168.00			168.00	
Total for Funds 29102, Func 1000 and Expense accounts		168.00	168.00	.00	.00	168.00	
Funds 31400 - SpcCapOutlaySt, Func 4000 - Capital Outlay							
31400- 4000- 53414- 0000- 512001- 0000- 00000	OthProfTechSvcs	95,000.00	95,000.00			95,000.00	
31400- 4000- 56119- 0000- 512001- 0000- 00000	SupplAssets<\$5k	182,417.00	195,446.00			195,446.00	
31400- 4000- 57331- 0000- 512001- 0000- 00000	FixedAssets>\$5k			72,200.00	116,000.00	188,200.00-	
Total for Funds 31400, Func 4000 and Expense accounts		277,417.00	290,446.00	72,200.00	116,000.00	102,246.00	
Funds 31600 - CapImprvmtsHB33, Func 2300 - SupptSvcs-Admin							
31600- 2300- 53712- 0000- 512001- 0000- 00000	CityTaxCollCost	4,600.00	4,600.00		47.04	4,552.96	
Total for Func 2300 and Expense accounts		4,600.00	4,600.00	.00	47.04	4,552.96	
Funds 31600 - CapImprvmtsHB33, Func 4000 - Capital Outlay							
31600- 4000- 54312- 0000- 512001- 0000- 00000	MntRepBlgsGrnds	284,360.00	284,360.00			284,360.00	
31600- 4000- 54640- 0000- 512001- 0000- 00000	RentalLease2Pur	17,209.00	17,209.00			17,209.00	
31600- 4000- 57340- 0000- 512001- 0000- 00000	TechHrdwre				5,399.00	5,399.00-	
Total for Func 4000 and Expense accounts		301,569.00	301,569.00	.00	5,399.00	296,170.00	
Total for Funds 31600		306,169.00	306,169.00	.00	5,446.04	300,722.96	
Funds 31700 - CapImprvmtsSB-9, Func 4000 - Capital Outlay							
31700- 4000- 54315- 0000- 512001- 0000- 00000	MntRepBlgsGrdEq	6,059.00	6,059.00	2,401.79		3,657.21	
Total for Funds 31700, Func 4000 and Expense accounts		6,059.00	6,059.00	2,401.79	.00	3,657.21	
Funds 31701 - CapImprvsSB9Loc, Func 2300 - SupptSvcs-Admin							
31701- 2300- 53712- 0000- 512001- 0000- 00000	CityTaxCollCost	9,422.00	9,422.00		23.76	9,398.24	
Total for Func 2300 and Expense accounts		9,422.00	9,422.00	.00	23.76	9,398.24	
Funds 31701 - CapImprvsSB9Loc, Func 4000 - Capital Outlay							
31701- 4000- 54315- 0000- 512001- 0000- 00000	MntRepBlgsGrdEq	538,686.00	538,686.00			538,686.00	
31701- 4000- 54640- 0000- 512001- 0000- 00000	RentalLease2Pur	80,000.00	80,000.00			80,000.00	
31701- 4000- 57340- 0000- 512001- 0000- 00000	TechHrdwre				5,562.98	5,562.98-	
Total for Func 4000 and Expense accounts		618,686.00	618,686.00	.00	5,562.98	613,123.02	
Total for Funds 31701		628,108.00	628,108.00	.00	5,586.74	622,521.26	
Total for Org 120 - Cesar Chavez Community		5,529,206.00	5,546,526.00	2,182,213.50	1,341,594.96	2,022,717.54	

Selection Grouped by Account Type, Filtered by User Permissions, (Org = 120, Online/Offline = N, Period = 5, UnPosted JEs? = N, Assets and Liabilities? = N, Restricted Accts? = Y, Funds = 1.8, Objct = 5, Obj Digits = 0, Page Break Lvl =)



BankRecon01

Bank Reconciliation

Statement Date 11/30/2023

Cash Object 11011

Status Posted

Journal Entry #

Bank Statement Ending Balance	1,932,780.16	Service Charge	0.00
Less: Uncleared Payments	106,316.55	Interest Earned	0.00
Add: Uncleared Deposits	0.00		
Add: Uncleared Other	0.00	Cleared Payments	470,075.67
Adjusted Bank Balance	1,826,463.61	Cleared Deposits	243,172.22
System Cash Balance	1,826,463.61	Cleared Other	6,098.74
Add: Unposted Charges and Interest	0.00		
Revised System Cash Balance	1,826,463.61	Submitted By	JYAMAT, 12/18/2023
Difference	0.00	Posted By	KLOFTIS, 12/20/2023

Uncleared Payments

Issued	Check #	Check Amount	Pay To Name	Vendor ID	Emp ID	Bank Acct
06/29/22	13311	188.25	NM PED - Finance & Operations	001520		120MAIN
10/14/22	13460	10.00	Brown, Robin	010120		120MAIN
12/02/22	13545	650.55	Century Link	001355		120MAIN
05/19/23	13861	15.00	Montoya, Monique	001596		120MAIN
09/27/23	14057	84,837.30	CamNet, Inc	010184		120MAIN
09/29/23	14062	144.58	Norma C. Lira-Perez		000180	120MAIN
10/05/23	14074	69.50	Crystal Springs Bottled Water	000334		120MAIN
10/23/23	14096(*)		Ehlert, Karen	010026		120MAIN
11/06/23	14128	1,375.00	Mobile Beacon	010130		120MAIN
11/21/23	14169	3,939.09	NM RHC	900006		120MAIN
11/27/23	14171	35.97	Amazon Capital Services, Inc	001361		120MAIN
11/27/23	14172	6.15	Bowers, Amy	010106		120MAIN
11/27/23	14173	355.16	CamNet, Inc	010184		120MAIN
11/27/23	14175	8,724.26	Cooperative Educational Services	000327		120MAIN
11/27/23	14176	373.46	Dynamic Entertainment, LLC	010045		120MAIN
11/27/23	14178	139.91	LaBarge Landscape	010003		120MAIN
11/27/23	14179	1,314.71	Lock Box EM3 Networks LLC	010028		120MAIN
11/27/23	14180	1,607.50	LSG and Associates Inc	010013		120MAIN
11/27/23	14182	1,902.71	PNM	000528		120MAIN
11/27/23	14183	627.45	Richard M. Romero Consulting	001407		120MAIN
		106,316.55	(*) Cancelled Payments	6,098.74		

Reissued in December

Cleared Payments

Issued	Check #	Check Amount	Cleared Amount	Difference	Cleared	Pay To Name	Vendor ID	Emp ID	Bank Acct
09/27/23	14055	503.27	503.27		11/30/23	Amazon Capital Services, Inc	001361		120MAIN
09/29/23	14061	667.98	667.98		11/30/23	Tani Arness		000045	120MAIN

Selection Grouped by Org, Cash Object, Statement Date - Sorted by Item date, Item #, (Org = 120, Cash Object IN ('11011'), Bank Statement Date = 11/30/2023, Uncleared Only? = No)



BankRecon01

Bank Reconciliation

Statement Date 11/30/2023

Cash Object 11011

Status Posted

Journal Entry #

Cleared Payments (continued)

Issued	Check #	Check Amount	Cleared Amount	Difference	Cleared	Pay To Name	Vendor ID	Emp ID	Bank Acct
10/12/23	14083	134.48	134.48		11/30/23	Paula J. Butterworth		000199	120MAIN
10/23/23	14090	24.00	24.00		11/30/23	Aguilar, Margaret	010035		120MAIN
10/23/23	14099	4,000.00	4,000.00		11/30/23	FundEd, L.L.C. / Getfunded	001151		120MAIN
10/23/23	14100	139.91	139.91		11/30/23	LaBarge Landscape	010003		120MAIN
10/23/23	14104	627.45	627.45		11/30/23	SG Consulting Services, LLC	001409		120MAIN
10/25/23	14106	562.48	562.48		11/30/23	Paula J. Butterworth		000199	120MAIN
10/25/23	14110	1,034.97	1,034.97		11/30/23	ADT Commercial LLC	000534		120MAIN
10/25/23	14111	242.16	242.16		11/30/23	Arness, Tani	000696		120MAIN
10/25/23	14112	102.51	102.51		11/30/23	Century Link	001355		120MAIN
10/25/23	14113	119.38	119.38		11/30/23	Century Link	001355		120MAIN
10/25/23	14114	118.92	118.92		11/30/23	Century Link	001355		120MAIN
10/25/23	14115	135.00	135.00		11/30/23	Century Link	001355		120MAIN
10/25/23	14116	5,381.26	5,381.26		11/30/23	DMH Law LLC	010169		120MAIN
10/25/23	14119	312.76	312.76		11/30/23	Heather Blair	HBB		120MAIN
10/25/23	14120	500.00	500.00		11/30/23	Pitney Bowes	000762		120MAIN
11/06/23	14121	11,526.41	11,526.41		11/30/23	ACES	001522		120MAIN
11/06/23	14122	1,592.22	1,592.22		11/30/23	AJF Enterprise Inc	010154		120MAIN
11/06/23	14123	299.80	299.80		11/30/23	Amazon Capital Services, Inc	001361		120MAIN
11/06/23	14124	19,077.33	19,077.33		11/30/23	CCCS Education Foundation	001285		120MAIN
11/06/23	14125	1,514.82	1,514.82		11/30/23	Charter School Testing Svcs.	000307		120MAIN
11/06/23	14126	363.06	363.06		11/30/23	Dick Blick Art Materials	001325		120MAIN
11/06/23	14127	139.91	139.91		11/30/23	LaBarge Landscape	010003		120MAIN
11/06/23	14129	2,450.56	2,450.56		11/30/23	Panoptic Clean LLC	010195		120MAIN
11/06/23	14130	500.00	500.00		11/30/23	Pitney Bowes	000762		120MAIN
11/06/23	14131	200.00	200.00		11/30/23	EPARS TSA Consulting Group Inc	901000		120MAIN
11/06/23	14132	3,851.83	3,851.83		11/30/23	NM RHC	900006		120MAIN
11/06/23	14143	19.11	19.11		11/30/23	ABCWUA	001289		120MAIN
11/06/23	14144	700.69	700.69		11/30/23	ABCWUA	001289		120MAIN
11/08/23	14167	20,096.00	20,096.00		11/30/23	NMPSIA	900001		120MAIN
11/09/23	14135	143.00	143.00		11/30/23	ACT, Inc.	000807		120MAIN
11/09/23	14136	128.91	128.91		11/30/23	Amazon Capital Services, Inc	001361		120MAIN
11/09/23	14137	19,077.33	19,077.33		11/30/23	CCCS Education Foundation	001285		120MAIN
11/09/23	14138	8,447.22	8,447.22		11/30/23	Dry Fly Enterprises, Inc	010170		120MAIN
11/09/23	14139	2,049.42	2,049.42		11/30/23	JMP Academy	010198		120MAIN
11/09/23	14140	116,000.00	116,000.00		11/30/23	Johnson Controls Inc	010111		120MAIN

Selection Grouped by Org, Cash Object, Statement Date - Sorted by Item date, Item #, (Org = 120, Cash Object IN ('11011'), Bank Statement Date = 11/30/2023, Uncleared Only? = No)



BankRecon01

Bank Reconciliation

Statement Date 11/30/2023

Cash Object 11011

Status Posted

Journal Entry #

Cleared Payments (continued)

Issued	Check #	Check Amount	Cleared Amount	Difference	Cleared	Pay To Name	Vendor ID	Emp ID	Bank Acct
11/09/23	14141	2,059.63	2,059.63		11/30/23	PNM	000528		120MAIN
11/09/23	14142	1,100.00	1,100.00		11/30/23	Rosetta Stone LLC	010175		120MAIN
11/10/23	14134	13,982.24	13,982.24		11/30/23	EFTPS	900004		120MAIN
11/10/23	Batch 11/10/2023	44,184.19	44,184.19		11/30/23				120MAIN
11/13/23	14145	37,041.72	37,041.72		11/30/23	NM Educational RetirementBoard	900005		120MAIN
11/13/23	14146	3,775.51	3,775.51		11/30/23	NM Taxation/Revenue Department	900003		120MAIN
11/14/23	14147	6,098.74	6,098.74		11/30/23	Ehlert, Karen	010026		120MAIN
11/16/23	14148	3,631.25	3,631.25		11/30/23	ACES	001522		120MAIN
11/16/23	14149	1,592.22	1,592.22		11/30/23	AJF Enterprise Inc	010154		120MAIN
11/16/23	14150	1,805.07	1,805.07		11/30/23	Amazon Capital Services, Inc	001361		120MAIN
11/16/23	14151	220.63	220.63		11/30/23	Arness, Tani	000696		120MAIN
11/16/23	14152	122.08	122.08		11/30/23	Century Link	001355		120MAIN
11/16/23	14153	136.36	136.36		11/30/23	Century Link	001355		120MAIN
11/16/23	14154	648.66	648.66		11/30/23	Century Link	001355		120MAIN
11/16/23	14155	1,937.25	1,937.25		11/30/23	Charter School Nursing	000847		120MAIN
11/16/23	14156	243.71	243.71		11/30/23	Crystal Springs Bottled Water	000334		120MAIN
11/16/23	14157	5,381.26	5,381.26		11/30/23	DMH Law LLC	010169		120MAIN
11/16/23	14158	139.91	139.91		11/30/23	LaBarge Landscape	010003		120MAIN
11/16/23	14159	1,225.28	1,225.28		11/30/23	Panoptic Clean LLC	010195		120MAIN
11/16/23	14160	429.70	429.70		11/30/23	Sam's Club & Wal-mart	000935		120MAIN
11/16/23	14161	50.00	50.00		11/30/23	TSA Consulting Group, Inc.	001363		120MAIN
11/16/23	14162	256.30	256.30		11/30/23	Twisters	001445		120MAIN
11/20/23	14163	437.25	437.25		11/30/23	Verizon Wireless	000658		120MAIN
11/21/23	14168	37,880.99	37,880.99		11/30/23	NM Educational RetirementBoard	900005		120MAIN
11/21/23	14170	3,864.65	3,864.65		11/30/23	NM Taxation/Revenue Department	900003		120MAIN
11/22/23	14166	200.00	200.00		11/30/23	EPARS TSA Consulting Group Inc	901000		120MAIN
11/23/23	14165	13,913.37	13,913.37		11/30/23	EFTPS	900004		120MAIN
11/23/23	Batch 11/23/2023	43,947.80	43,947.80		11/30/23				120MAIN
11/27/23	14174	19,077.33	19,077.33		11/30/23	CCCS Education Foundation	001285		120MAIN
11/27/23	14177	683.14	683.14		11/30/23	JMP Academy	010198		120MAIN
11/27/23	14181	1,225.28	1,225.28		11/30/23	Panoptic Clean LLC	010195		120MAIN
		470,075.67	470,075.67			(*) Cancelled Payments	6,098.74		

Cleared Deposits

Deposited	Deposit #	Deposit Amount	Cleared Amount	Difference	Cleared	Bank Acct
11/02/23	Batch 11/02/2023	5,000.00	5,000.00		11/30/23	120MAIN

Selection Grouped by Org, Cash Object, Statement Date - Sorted by Item date, Item #, (Org = 120, Cash Object IN ('11011'), Bank Statement Date = 11/30/2023, Uncleared Only? = No)



BankRecon01

Bank Reconciliation

Statement Date 11/30/2023

Cash Object 11011

Status Posted

Journal Entry #

Cleared Deposits (continued)

Deposited	Deposit #	Deposit Amount	Cleared Amount	Difference	Cleared	Bank Acct
11/09/23	Batch 11/09/2023	194,889.58	194,889.58		11/30/23	120MAIN
11/16/23	Batch 11/16/2023	1,075.00	1,075.00		11/30/23	120MAIN
11/17/23	Batch 11/17/2023	48.27	48.27		11/30/23	120MAIN
11/20/23	Batch 11/20/2023	36,372.29	36,372.29		11/30/23	120MAIN
11/21/23	Batch 11/21/2023	77.00	77.00		11/30/23	120MAIN
11/22/23	Batch 11/22/2023	2,017.83	2,017.83		11/30/23	120MAIN
11/28/23	Batch 11/28/2023	3,692.25	3,692.25		11/30/23	120MAIN
		243,172.22	243,172.22			

Cleared Other

Effective	JE #	Amount	Cleared Amount	Difference	Cleared	JE Comment	Bank Acct
11/01/23	CA24-00004	6,098.74	6,098.74		11/30/23		
11/01/23	CA24-00005	6,098.74	6,098.74		11/30/23		
11/01/23	CA24-00009	6,098.74-	6,098.74-		11/30/23		
		6,098.74	6,098.74				

Selection Grouped by Org, Cash Object, Statement Date - Sorted by Item date, Item #, (Org = 120, Cash Object IN ('11011'), Bank Statement Date = 11/30/2023, Uncleared Only? = No)



Page 4 of 4

Analyzed Business Checking - PF

Account number [REDACTED] 4978 ■ November 1, 2023 - November 30, 2023 ■ Page 1 of 4



CEASAR CHAVEZ COMMUNITY SCHOOL
OPERATING ACCOUNT
1325 PALOMAS DR SE
ALBUQUERQUE NM 87108-4718

Questions?

Call your Customer Service Officer or Client Services
1-800-AT WELLS (1-800-289-3557)
5:00 AM TO 6:00 PM Pacific Time Monday - Friday

Online: wellsfargo.com

Write: Wells Fargo Bank, N.A. (585)
P.O. Box 6995
Portland, OR 97228-6995

Account summary

Analyzed Business Checking - PF

Account number	Beginning balance	Total credits	Total debits	Ending balance
[REDACTED] 4978	\$2,153,584.87	\$249,270.96	-\$470,075.67	\$1,932,780.16 ✓

Credits

Deposits

Effective date	Posted date	Amount	Transaction detail
10/31	11/01	6,098.74	Reversal of Check Posted 10-31-23 Refer to Maker Our Ref: 10-31-23 00000000
	11/02	5,000.00	Deposit
	11/16	1,075.00	Deposit
		\$12,173.74	Total deposits

Electronic deposits/bank credits

Effective date	Posted date	Amount	Transaction detail
	11/09	1,437.99	State of NEW Mex Vndr Pymt Nmap0001825934 512-000-2324-27901-0001 27901 Indian Education Ac
	11/09	193,451.59	State of NEW Mex Vndr Pymt Nmap0001826343 11000 Seg November 2023 11000 Seg November 2023
	11/17	16.30	Sandoval County ACH Paymen 1178828 October 2023 Distribution APS Sb-9
	11/17	31.97	Sandoval County ACH Paymen 1180694 October 2023 Distribution APS Hb-33
	11/20	412.11	Bernalillo Count Distr_Pymt Cesar Chavez Community
	11/20	16,619.92	State of NEW Mex Vndr Pymt Nmap0001833926 512-000-2324-24106-0001 24106 Entitlement Idea-B
	11/20	19,340.26	State of NEW Mex Vndr Pymt Nmap0001833983 512-000-2324-24101-0001 24101 Title I Part A- Ese
	11/21	77.00	State of NEW Mex Vndr Pymt Nmap0001835217 512-000-2324-24174-0001 24174 Carl D Perkins Seco
	11/22	826.28	State of NEW Mex Vndr Pymt Nmap0001836041 512-000-2324-24189-0002 24189 Student Supp Academ
	11/22	1,191.55	State of NEW Mex Vndr Pymt Nmap0001836040 512-000-2324-24189-0001 24189 Student Supp Academ



Electronic deposits/bank credits (continued)

<i>Effective date</i>	<i>Posted date</i>	<i>Amount</i>	<i>Transaction detail</i>
	11/28	1,536.09	State of NEW Mex Vndr Pymt Nmap0001838082 USDA September 2023 USDA September 2023
	11/28	2,156.16	State of NEW Mex Vndr Pymt Nmap0001837980 USDA August 2023 USDA August 2023
		\$237,097.22	Total electronic deposits/bank credits
		\$249,270.96	Total credits

Debits
Electronic debits/bank debits

<i>Effective date</i>	<i>Posted date</i>	<i>Amount</i>	<i>Transaction detail</i>
	11/07	500.00	< Business to Business ACH Debit - Pitney Purchase Direct Deb 231106 Pbpurchaspwr Kate Shelton
	11/08	200.00	WT Seq452646 U.S. Omni & Tsacg Compl /Bnf=U.S. Omni & Tsacg Compliance Services, Inc. Srf# Gw00000062252466 Trn#231108452646 Rfb# 570
	11/08	3,851.83	WT Seq452602 State of NEW Mexico, NE /Bnf=State of NEW Mexico, NEW Mexico Retiree Hea Srf# Gw00000062251807 Trn#231108452602 Rfb# 569
	11/08	8,625.47	ACH Prep Origintn - Cesar Chavez Com - File 1200948759 Coid 1200948759
	11/08	19,077.33	WT Fed#00698 Bokf NA /Ftr/Bnf=Cesar Chavez Comm. Sch. Ed. Found. Srf# Gw00000062252649 Trn#231108098213 Rfb# 571
	11/08	19,077.33	WT Fed#00998 Bokf NA /Ftr/Bnf=Cesar Chavez Comm. Sch. Ed. Found. Srf# Gw00000062252236 Trn#231108099241 Rfb# 572
	11/08	20,096.00	WT Seq452591 State of NEW Mexico, Pu /Bnf=State of NEW Mexico, Public Schools Insuran Srf# Gw00000062251796 Trn#231108452591 Rfb# 568
	11/08	35,558.72	ACH Prep Origintn - Cesar Chavez Com - File 1200948759 Coid 1200948759
	11/09	11.13	< Business to Business ACH Debit - Abcwua Water Aut Web Pay 231108 1578579560 Cesar Chavez Community
	11/09	38.22	< Business to Business ACH Debit - Abcwua Water Aut Web Pay 231108 5054939560 Cesar Chavez Community
	11/09	670.45	< Business to Business ACH Debit - Abcwua Water Aut Web Pay 231108 5154939560 Cesar Chavez Community
	11/10	13,982.24	< Business to Business ACH Debit - IRS Usatxpymt 111023 270371410676660 Cesar Chavez Community
	11/14	2,059.63	PNM Web_Pay Nov 23 12640984111323 Cesar Chavez Community
	11/14	37,041.72	< Business to Business ACH Debit - Nmerb Web Pay 231113 02336 Cesar Chavez Community
	11/15	3,775.51	< Business to Business ACH Debit - Tax_Rev_Wwt_Ecks Trd Pmnt 231113 1399190144 Cesar Chavez Community
	11/20	8,513.82	ACH Prep Origintn - Cesar Chavez Com - File 1200948759 Coid 1200948759
	11/20	35,433.98	ACH Prep Origintn - Cesar Chavez Com - File 1200948759 Coid 1200948759
	11/22	429.70	< Business to Business ACH Debit - Sams Syf Paymnt Nov 22 604600204947332 Cesar Chavez Community
	11/22	437.25	Achma Visb Bill Pymnt 231121 3452818 Ceasar Chavez Communit
	11/22	3,864.65	< Business to Business ACH Debit - Tax_Rev_Wwt_Ecks Trd Pmnt 231121 xxxxx4752 Cesar Chavez Community
	11/22	37,880.99	< Business to Business ACH Debit - Nmerb Web Pay 231121 02336 Cesar Chavez Community


Electronic debits/bank debits (continued)

Effective date	Posted date	Amount	Transaction detail
	11/24	13,913.37 <	Business to Business ACH Debit - IRS Usatapytmt 112423 270372814000754 Cesar Chavez Community
	11/28	200.00	WT Seq458722 U.S. Omni & Tsacg Compl /Bnf=U.S. Omni & Tsacg Compliance Services, Inc. Srf# Gw00000062741087 Trn#231128458722 Rfb# 581
	11/29	19,077.33	WT Fed#01533 Bokf NA /Ftr/Bnf=Cesar Chavez Comm. Sch. Ed. Found. Srf# Gw00000062750297 Trn#231128172663 Rfb# 582
	11/29	683.14 <	Business to Business ACH Debit - Jmp Academy of P Sale 231129 Cesar Chavez School

\$284,999.81 Total electronic debits/bank debits

< *Business to Business ACH: If this is a business account, this transaction has a return time frame of one business day from post date. This time frame does not apply to consumer accounts.*

Checks paid

Number	Amount	Date	Number	Amount	Date	Number	Amount	Date
14061	667.98	11/20	14126	363.06	11/10	14158	139.91	11/21
14083*	134.48	11/29	14127	139.91	11/08	14159	1,225.28	11/20
14090*	24.00	11/03	14129*	2,450.56	11/07	14161*	50.00	11/21
14099*	4,000.00	11/06	14135*	143.00	11/22	14162	256.30	11/22
14100	139.91	11/02	14138*	8,447.22	11/15	14181*	1,225.28	11/29
14104*	627.45	11/01	14139	2,049.42	11/21	99045282*	128.91	11/13
14106*	562.48	11/29	14140	116,000.00	11/24	99558147*	299.80	11/07
14110*	1,034.97	11/02	14142*	1,100.00	11/20	99624557*	503.27	11/30
14111	242.16	11/01	14147*	6,098.74	11/20	99793227*	382.22	11/20
14112	102.51	11/06	14148	3,631.25	11/21	99795796*	49.44	11/20
14113	119.38	11/02	14149	1,592.22	11/21	99801664*	73.29	11/20
14114	118.92	11/06	14151*	220.63	11/21	99829155*	65.72	11/20
14115	135.00	11/02	14152	122.08	11/21	99839669*	147.98	11/20
14116	5,381.26	11/01	14153	136.36	11/21	99846682*	10.99	11/20
14119*	312.76	11/03	14154	648.66	11/20	99877699*	126.97	11/20
14120	500.00	11/09	14155	1,937.25	11/20	99884386*	664.86	11/20
14121	11,526.41	11/10	14156	243.71	11/20	99885948*	130.03	11/20
14122	1,592.22	11/13	14157	5,381.26	11/20	99889841*	153.57	11/20
14125*	1,514.82	11/10						
\$185,075.86			Total checks paid					

* Gap in check sequence.

\$470,075.67 Total debits

Daily ledger balance summary

Date	Balance	Date	Balance	Date	Balance
10/31	2,153,584.87	11/07	2,149,194.93	11/14	2,168,029.11
11/01	2,153,432.74	11/08	2,042,568.34	11/15	2,155,806.38
11/02	2,157,003.48	11/09	2,236,238.12	11/16	2,156,881.38
11/03	2,156,666.72	11/10	2,208,851.59	11/17	2,156,929.65
11/06	2,152,445.29	11/13	2,207,130.46	11/20	2,130,246.19



Daily ledger balance summary (continued)

<u>Date</u>	<u>Balance</u>	<u>Date</u>	<u>Balance</u>	<u>Date</u>	<u>Balance</u>
11/21	2,122,381.32	11/24	1,951,473.89	11/29	1,933,283.43
11/22	2,081,387.26	11/28	1,954,966.14	11/30	1,932,780.16
Average daily ledger balance		\$2,106,280.04			

Limits to your Card

Effective on or after August 28, 2023 in Selected Terms and Conditions for

- Wells Fargo Consumer debit and ATM cards
- Wells Fargo Campus debit and ATM cards
- Wells Fargo Business debit, ATM, and deposit cards
- Wells Fargo Advisors debit cards

In the section titled "Using your card," under subsection titled "Daily limits and funds available for using your Card" bullet titled "The limits for your Card" is deleted and replaced with:

The limits for your Card: We provide you your daily ATM withdrawal and purchase limits when you receive your Card. You can confirm your Card's daily limits by signing on to Wells Fargo Online or the Wells Fargo Mobile® app, or calling us at the number listed in the "Contact Us" section. Note: For security reasons there may be additional limits on the amount, number, or type of transactions you can make using your Card, including the geographic location of the ATM or merchant.

Please see the Wells Fargo debit and ATM card terms and conditions applicable to your card, which can be found at www.wellsfargo.com/debit-card/terms-and-conditions.