

**Cesar Chavez Community School
Financial Update
March 28, 2023**

A. BARs

<u>BAR #</u>	<u>Fund Description</u>	<u>Reason/Type</u>	<u>Amount</u>
<u>1</u> 2223-0023-I	31703 - SB-9 State Match	Increase Final FY23 Award	\$ 7,974.00
<u>2</u> 2223-0024-I	23000 - Non-Instructional Support	Increase to account for CY Revenue	\$ 982.00
<u>3</u> 2223-0025-M	11000 - Operational	Maintenance - Function 1000	\$ -
<u>4</u> 2223-0026-M	11000 - Operational	Maintenance - Function 2XXX	\$ -
<u>5</u> 2223-0027-M	24330 - ARP ESSER III	Maintenance - Function 1000	\$ -
<u>6</u> 2223-0028-M	24330 - ARP ESSER III	Maintenance - Function 2XXX	\$ -
<u>7</u> 2223-0029-M	24101 - Title I	Maintenance - Function 1000	\$ -
<u>8</u> 2223-0030-M	24106 - IDEA-B	Maintenance - Function 1000	\$ -
<u>9</u> 2223-0031-M	28211 - Covid-19 Testing Fund	Maintenance - Function 2XXX	\$ -
<u>10</u> 2223-0032-M	31200 - Lease Assistance	Maintenance - Function 4000	\$ -
<u>11</u> 2223-0033-M	31400 - Special Capital Outlay	Maintenance - Function 4000	\$ -
<u>12</u> 2223-0034-M	31701 - SB-9	Maintenance - Function 4000	\$ -
<u>13</u> 2223-0035-M	27407 - Family Income Index	Maintenance - Function 1000	\$ -
<u>14</u> 2223-0036-M	24154 - Title II	Maintenance - Function 1000	\$ -

B. Payroll & Accounts Payable Payment Vouchers

1 February 2023

C. Financial Statement Reports - as of February 28, 2023

1 Financial Analysis

2 Bank Reconciliations

D. Other

Must submit backup for all BARs,
except transfers of funds for SEG or
direct grants

STATE OF NEW MEXICO
PUBLIC EDUCATION DEPARTMENT
300 Don Gaspar Santa Fe, NM 87501-2786
Budget Adjustment Request

Doc. ID: 512-000-2223-0023-I

Fund Type: Flowthrough

Adjustment Type: Increase

Fiscal Year: 2022-2023

Entity Name: Cesar Chavez Community School

Adjustment Changes Intent/Scope of Program Yes or No?: No

Contact: Erik Perez, Business Manager

Total Approved Budget (Flowthrough):

Phone: 505-600-5577

Email: erik@k12accounting.com

FLOWTHROUGH ONLY	Budget Period: 07/01/2022	To: 06/30/2023
A. Approved Carryover:		
B. Total Current Year Allocation:		
D. Total Funding Available:		

Revenue 31703.0000.43202 \$7,974

Fund	Function	Object	Program	Location	Job Class	Present Budget	Adj Amt Exp	Adj Budget	ADD'L FTE
31703 SB-9 State Match Cash	4000 Capital Outlay	56119 Supply Assets (\$5,000 or less).	0000 No Program	512001 Cesar Chavez Community School-Admin Office	0000 No Job Class	\$16,191	\$7,974	\$24,165	
Sub Total							\$7,974		
Indirect Cost									
DOC. TOTAL							\$7,974		

Justification:

Increase BAR Final Awards

Compliance with Sections 10-15-1 and 22-8-12, NMSA, 1978 Compilation:

A. The requested budget/changes were authorized at a scheduled Board of Education or Governance Council meeting open to the public on:

B. Justification for the transfer: Explanation such as "underbudgeted", "insufficient budget", or "needed to close out Project" ARE NOT ACCEPTABLE. Attach additional sheets if necessary.

ALL TRANSFER BARS MUST NET OUT TO ZERO ON THE DOC. TOTAL LINE.

Must submit backup for all BARs, except transfers of funds for SEG or direct grants

**STATE OF NEW MEXICO
PUBLIC EDUCATION DEPARTMENT
300 Don Gaspar Santa Fe, NM 87501-2786
Budget Adjustment Request**

Doc. ID: 512-000-2223-0024-I
Fund Type: General Fund / Capital Outlay / Debt Service

Adjustment Type: Increase

Fiscal Year: 2022-2023

Entity Name: Cesar Chavez Community School

Adjustment Changes Intent/Scope of Program Yes or No?: No

Contact: Erik Perez, Business Manager

Total Approved Budget (Flowthrough):

Phone: 505-600-5577

Email: erik@k12accounting.com

FLOWTHROUGH ONLY	Budget Period: 2022-07-01	To: 2023-06-30
A. Approved Carryover:		
B. Total Current Year Allocation:		
D. Total Funding Available:		

Revenue 23000.0000.41920 \$982

Fund	Function	Object	Program	Location	Job Class	Present Budget	Adj Amt Exp	Adj Budget	ADD'L FTE
23000 Non-Instructional Support	1000 Instruction	56118 General Supplies and Materials	1010 Regular Education (PreK-12) Programs	512001 Cesar Chavez Community School-Admin Office	0000 No Job Class		\$982	\$982	
Sub Total							\$982		
Indirect Cost									
DOC. TOTAL							\$982		

Justification:

Increase BAR to account for Current Year Revenue

Compliance with Sections 10-15-1 and 22-8-12, NMSA, 1978 Compilation:

A. The requested budget/changes were authorized at a scheduled Board of Education or Governance Council meeting open to the public on:

B. Justification for the transfer: Explanation such as "underbudgeted", "insufficient budget", or "needed to close out Project" ARE NOT ACCEPTABLE. Attach additional sheets if necessary.

ALL TRANSFER BARS MUST NET OUT TO ZERO ON THE DOC. TOTAL LINE.

Must submit backup for all BARs,
except transfers of funds for SEG or
direct grants

STATE OF NEW MEXICO
PUBLIC EDUCATION DEPARTMENT
300 Don Gaspar Santa Fe, NM 87501-2786
Budget Adjustment Request

Doc. ID: 512-000-2223-0025-M

Fund Type: General Fund / Capital
Outlay / Debt Service

Adjustment Type: Maintenance

Fiscal Year: 2022-2023

Entity Name: Cesar Chavez Community School

Adjustment Changes Intent/Scope of Program Yes or No?: No

Contact: Erik Perez, Business Manager

Total Approved Budget (Flowthrough):

Phone: 505-600-5577

Email: erik@k12accounting.com

FLOWTHROUGH ONLY	
Budget Period: 2022-07-01	To: 2023-06-30
A. Approved Carryover:	
B. Total Current Year Allocation:	
D. Total Funding Available:	

Fund	Function	Object	Program	Location	Job Class	Present Budget	Adj Amt Exp	Adj Budget	ADD'L FTE
11000 Operational	1000 Instruction	52210 FICA Payments	1010 Regular Education (PreK-12) Programs	512001 Cesar Chavez Community School-Admin Office	1411 Teachers-Grades 1-12	\$19,973	(\$4,000)	\$15,973	
11000 Operational	1000 Instruction	52311 Health and Medical Premiums	2000 Special Programs	512001 Cesar Chavez Community School-Admin Office	1412 Teachers-Special Education	\$23,736	(\$2,000)	\$21,736	
11000 Operational	1000 Instruction	52311 Health and Medical Premiums	1010 Regular Education (PreK-12) Programs	512001 Cesar Chavez Community School-Admin Office	1411 Teachers-Grades 1-12	\$37,267	(\$13,885)	\$23,382	
11000 Operational	1000 Instruction	52311 Health and Medical Premiums	0000 No Program	512001 Cesar Chavez Community School-Admin Office	1611 Substitutes-Sick Leave	\$9,567	(\$9,000)	\$567	
11000 Operational	1000 Instruction	55915 Other Contract Services	1010 Regular Education (PreK-12) Programs	512001 Cesar Chavez Community School-Admin Office	0000 No Job Class	\$22,250	(\$14,250)	\$8,000	
11000 Operational	1000 Instruction	56118 General Supplies and Materials	1010 Regular Education (PreK-12) Programs	512001 Cesar Chavez Community School-Admin Office	0000 No Job Class	\$16,144	(\$6,771)	\$9,373	
11000 Operational	1000 Instruction	51100 Salaries Expense	0000 No Program	512001 Cesar Chavez Community School-Admin Office	1611 Substitutes-Sick Leave		\$84	\$84	
11000 Operational	1000 Instruction	51100 Salaries Expense	1010 Regular Education (PreK-12) Programs	512001 Cesar Chavez Community School-Admin Office	1711 Instructional Assistants - Grades 1-12		\$13,173	\$13,173	0.20
11000 Operational	1000 Instruction	51100 Salaries Expense	2000 Special Programs	512001 Cesar Chavez Community School-Admin Office	1412 Teachers-Special Education	\$176,524	\$15,942	\$192,466	0.10
11000 Operational	1000 Instruction	51300 Additional Compensation	2000 Special Programs	512001 Cesar Chavez Community School-Admin Office	1412 Teachers-Special Education		\$2,135	\$2,135	
11000 Operational	1000 Instruction	51300 Additional Compensation	1010 Regular Education (PreK-12) Programs	512001 Cesar Chavez Community School-Admin Office	1711 Instructional Assistants - Grades 1-12	\$10,501	\$2,800	\$13,301	

11000 Operational	1000 Instructional	52111 Educational Retirement	0000 No Program	512001 Cesar Chavez Community School-Admin Office	1611 Substitutes-Sick Leave		\$15		Page 5 of 65
11000 Operational	1000 Instructional	52112 ERA - Retiree Health	0000 No Program	512001 Cesar Chavez Community School-Admin Office	1611 Substitutes-Sick Leave		\$2	\$2	
11000 Operational	1000 Instructional	52210 FICA Payments	0000 No Program	512001 Cesar Chavez Community School-Admin Office	1611 Substitutes-Sick Leave		\$6	\$6	
11000 Operational	1000 Instructional	52210 FICA Payments	2000 Special Programs	512001 Cesar Chavez Community School-Admin Office	1412 Teachers-Special Education	\$11,337	\$132	\$11,469	
11000 Operational	1000 Instructional	52210 FICA Payments	1010 Regular Education (PreK-12) Programs	512001 Cesar Chavez Community School-Admin Office	1711 Instructional Assistants - Grades 1-12	\$1,427	\$173	\$1,600	
11000 Operational	1000 Instructional	52220 Medicare Payments	1010 Regular Education (PreK-12) Programs	512001 Cesar Chavez Community School-Admin Office	1711 Instructional Assistants - Grades 1-12	\$334	\$41	\$375	
11000 Operational	1000 Instructional	52220 Medicare Payments	2000 Special Programs	512001 Cesar Chavez Community School-Admin Office	1412 Teachers-Special Education	\$2,652	\$31	\$2,683	
11000 Operational	1000 Instructional	52312 Life	1010 Regular Education (PreK-12) Programs	512001 Cesar Chavez Community School-Admin Office	1711 Instructional Assistants - Grades 1-12	\$8	\$4	\$12	
11000 Operational	1000 Instructional	52313 Dental	1010 Regular Education (PreK-12) Programs	512001 Cesar Chavez Community School-Admin Office	1711 Instructional Assistants - Grades 1-12	\$65	\$22	\$87	
11000 Operational	1000 Instructional	52314 Vision	1010 Regular Education (PreK-12) Programs	512001 Cesar Chavez Community School-Admin Office	1711 Instructional Assistants - Grades 1-12	\$13	\$6	\$19	
11000 Operational	1000 Instructional	52315 Disability	2000 Special Programs	512001 Cesar Chavez Community School-Admin Office	1412 Teachers-Special Education	\$336	\$8	\$344	
11000 Operational	1000 Instructional	52315 Disability	1010 Regular Education (PreK-12) Programs	512001 Cesar Chavez Community School-Admin Office	1711 Instructional Assistants - Grades 1-12	\$18	\$33	\$51	
11000 Operational	1000 Instructional	52500 Unemployment Compensation	1010 Regular Education (PreK-12) Programs	512001 Cesar Chavez Community School-Admin Office	1711 Instructional Assistants - Grades 1-12	\$14	\$54	\$68	
11000 Operational	1000 Instructional	52500 Unemployment Compensation	2000 Special Programs	512001 Cesar Chavez Community School-Admin Office	1412 Teachers-Special Education	\$140	\$209	\$349	
11000 Operational	1000 Instructional	52720 Workers Compensation Employer's Fee	2000 Special Programs	512001 Cesar Chavez Community School-Admin Office	1412 Teachers-Special Education	\$15	\$8	\$23	
11000 Operational	1000 Instructional	52720 Workers Compensation Employer's Fee	1010 Regular Education (PreK-12) Programs	512001 Cesar Chavez Community School-Admin Office	1711 Instructional Assistants - Grades 1-12	\$2	\$2	\$4	

11000 Operational	1000 Instruction	56112 Other Instructional Materials	1010 Regular Education (PreK-12) Programs	512001 Cesar Chavez Community School-Admin Office	0000 No Job Class	\$6,820	\$6,344	\$1,476	Page 6 of 65
11000 Operational	1000 Instruction	56119 Supply Assets (\$5,000 or less).	1010 Regular Education (PreK-12) Programs	512001 Cesar Chavez Community School-Admin Office	0000 No Job Class	\$943	\$8,682	\$9,625	
						Sub Total	\$0		0.30
						Indirect Cost			
						DOC. TOTAL	\$0		

Justification:

Maintenance BAR

Compliance with Sections 10-15-1 and 22-8-12, NMSA, 1978 Compilation:

A. The requested budget/changes were authorized at a scheduled Board of Education or Governance Council meeting open to the public on:

B. Justification for the transfer: Explanation such as "underbudgeted", "insufficient budget", or "needed to close out Project" ARE NOT ACCEPTABLE. Attach additional sheets if necessary.

ALL TRANSFER BARS MUST NET OUT TO ZERO ON THE DOC. TOTAL LINE.

Must submit backup for all BARs, except transfers of funds for SEG or direct grants

STATE OF NEW MEXICO
PUBLIC EDUCATION DEPARTMENT
 300 Don Gaspar Santa Fe, NM 87501-2786
Budget Adjustment Request

Doc. ID: 512-000-2223-0026-M

Fund Type: General Fund / Capital Outlay / Debt Service

Adjustment Type: Maintenance

Fiscal Year: 2022-2023

Entity Name: Cesar Chavez Community School

Adjustment Changes Intent/Scope of Program Yes or No?: No

Contact: Erik Perez, Business Manager

Total Approved Budget (Flowthrough):

Phone: 505-600-5577

Email: erik@k12accounting.com

FLOWTHROUGH ONLY	Budget Period: 2022-07-01	To: 2023-06-30
A. Approved Carryover:		
B. Total Current Year Allocation:		
D. Total Funding Available:		

Fund	Function	Object	Program	Location	Job Class	Present Budget	Adj Amt Exp	Adj Budget	ADD'L FTE
11000 Operational	2100 Support Services-Students	53211 Diagnosticians - Contracted	2000 Special Programs	512001 Cesar Chavez Community School-Admin Office	0000 No Job Class	\$26,783	(\$4,783)	\$22,000	
11000 Operational	2100 Support Services-Students	53212 Speech Therapists - Contracted	2000 Special Programs	512001 Cesar Chavez Community School-Admin Office	0000 No Job Class	\$9,000	(\$5,000)	\$4,000	
11000 Operational	2100 Support Services-Students	53213 Occupational Therapists - Contracted	2000 Special Programs	512001 Cesar Chavez Community School-Admin Office	0000 No Job Class	\$4,000	(\$5,000)	(\$1,000)	
11000 Operational	2100 Support Services-Students	53215 Psychologists/Counselors - Contracted	2000 Special Programs	512001 Cesar Chavez Community School-Admin Office	0000 No Job Class	\$20,000	(\$18,000)	\$2,000	
11000 Operational	2100 Support Services-Students	54320 Technology-Related Repairs and Maintenance	0000 No Program	512001 Cesar Chavez Community School-Admin Office	0000 No Job Class	\$20,118	(\$20,118)		
11000 Operational	2500 Central Services	54320 Technology-Related Repairs and Maintenance	0000 No Program	512001 Cesar Chavez Community School-Admin Office	0000 No Job Class	\$164,547	(\$89,949)	\$74,598	
11000 Operational	2100 Support Services-Students	51100 Salaries Expense	0000 No Program	512001 Cesar Chavez Community School-Admin Office	1217 Secretarial/Clerical/Technical Assistants	\$47,500	\$500	\$48,000	0.01
11000 Operational	2100 Support Services-Students	51100 Salaries Expense	0000 No Program	512001 Cesar Chavez Community School-Admin Office	1218 School/Student Support	\$116,800	\$2,013	\$118,813	0.03
11000 Operational	2100 Support Services-Students	51300 Additional Compensation	0000 No Program	512001 Cesar Chavez Community School-Admin Office	1214 Guidance Counselors/Social Workers		\$692	\$692	
11000 Operational	2100 Support Services-Students	51300 Additional Compensation	0000 No Program	512001 Cesar Chavez Community School-Admin Office	1217 Secretarial/Clerical/Technical Assistants		\$840	\$840	
11000 Operational	2100 Support Services-Students	51300 Additional Compensation	0000 No Program	512001 Cesar Chavez Community School-Admin Office	1218 School/Student Support		\$1,960	\$1,960	

11000 Operational	2100 Support Services-Students	51300 Additional Compensation	4025 At-Risk Special Programs	512001 Cesar Chavez Community School-Admin Office	1218 School/Student Support		\$560	\$560	8 of 65
11000 Operational	2100 Support Services-Students	51300 Additional Compensation	4025 At-Risk Special Programs	512001 Cesar Chavez Community School-Admin Office	1214 Guidance Counselors/Social Workers		\$385	\$385	
11000 Operational	2100 Support Services-Students	52210 FICA Payments	0000 No Program	512001 Cesar Chavez Community School-Admin Office	1214 Guidance Counselors/Social Workers		\$43	\$43	
11000 Operational	2100 Support Services-Students	52220 Medicare Payments	0000 No Program	512001 Cesar Chavez Community School-Admin Office	1214 Guidance Counselors/Social Workers		\$11	\$11	
11000 Operational	2100 Support Services-Students	52313 Dental	0000 No Program	512001 Cesar Chavez Community School-Admin Office	1218 School/Student Support	\$840	\$2	\$842	
11000 Operational	2100 Support Services-Students	52314 Vision	0000 No Program	512001 Cesar Chavez Community School-Admin Office	1218 School/Student Support	\$106	\$22	\$128	
11000 Operational	2100 Support Services-Students	52315 Disability	0000 No Program	512001 Cesar Chavez Community School-Admin Office	1218 School/Student Support	\$155	\$10	\$165	
11000 Operational	2100 Support Services-Students	52500 Unemployment Compensation	4025 At-Risk Special Programs	512001 Cesar Chavez Community School-Admin Office	1214 Guidance Counselors/Social Workers	\$190	\$5	\$195	
11000 Operational	2100 Support Services-Students	52500 Unemployment Compensation	4025 At-Risk Special Programs	512001 Cesar Chavez Community School-Admin Office	1218 School/Student Support	\$96	\$5	\$101	
11000 Operational	2100 Support Services-Students	52500 Unemployment Compensation	0000 No Program	512001 Cesar Chavez Community School-Admin Office	1217 Secretarial/Clerical/Technical Assistants	\$95	\$9	\$104	
11000 Operational	2100 Support Services-Students	52500 Unemployment Compensation	0000 No Program	512001 Cesar Chavez Community School-Admin Office	1218 School/Student Support	\$190	\$15	\$205	
11000 Operational	2100 Support Services-Students	52500 Unemployment Compensation	0000 No Program	512001 Cesar Chavez Community School-Admin Office	1214 Guidance Counselors/Social Workers		\$3	\$3	
11000 Operational	2100 Support Services-Students	53414 Other Services	0000 No Program	512001 Cesar Chavez Community School-Admin Office	0000 No Job Class		\$5,118	\$5,118	
11000 Operational	2200 Support Services-Instruction	56118 General Supplies and Materials	0000 No Program	512001 Cesar Chavez Community School-Admin Office	0000 No Job Class	\$1,852	\$227	\$2,079	
11000 Operational	2300 Support Services-General Administration	52311 Health and Medical Premiums	0000 No Program	512001 Cesar Chavez Community School-Admin Office	1111 Superintendent	\$5,377	\$106	\$5,483	
11000 Operational	2300 Support Services-General Administration	52313 Dental	0000 No Program	512001 Cesar Chavez Community School-Admin Office	1111 Superintendent	\$111	\$3	\$114	

11000 Operational	2300 Support Services-General Administration	52500 Unemployment Compensation	0000 No Program	512001 Cesar Chavez Community School-Admin Office	1111 Superintendent	\$88	\$2	Page 9 of 65		
11000 Operational	2400 Support Services-School Administration	51100 Salaries Expense	0000 No Program	512001 Cesar Chavez Community School-Admin Office	1217 Secretarial/Cler ical/Technical Assistants	\$38,000	\$1,000	\$39,000	0.02	
11000 Operational	2400 Support Services-School Administration	53414 Other Services	0000 No Program	512001 Cesar Chavez Community School-Admin Office	0000 No Job Class		\$9,159	\$9,159		
11000 Operational	2400 Support Services-School Administration	56119 Supply Assets (\$5,000 or less).	0000 No Program	512001 Cesar Chavez Community School-Admin Office	0000 No Job Class		\$336	\$336		
11000 Operational	2500 Central Services	53414 Other Services	0000 No Program	512001 Cesar Chavez Community School-Admin Office	0000 No Job Class		\$114,786	\$114,786		
11000 Operational	2500 Central Services	56119 Supply Assets (\$5,000 or less).	0000 No Program	512001 Cesar Chavez Community School-Admin Office	0000 No Job Class		\$2,278	\$2,278		
11000 Operational	2500 Central Services	57331 Fixed Assets (more than \$5,000)	0000 No Program	512001 Cesar Chavez Community School-Admin Office	0000 No Job Class		\$965	\$965		
11000 Operational	2600 Operation & Maintenance of Plant	54312 Maintenance & Repair - Buildings and Grounds	0000 No Program	512001 Cesar Chavez Community School-Admin Office	0000 No Job Class	\$12,000	\$160	\$12,160		
11000 Operational	2600 Operation & Maintenance of Plant	54412 Natural Gas (Buildings)	0000 No Program	512001 Cesar Chavez Community School-Admin Office	0000 No Job Class	\$2,300	\$1,500	\$3,800		
11000 Operational	2600 Operation & Maintenance of Plant	56119 Supply Assets (\$5,000 or less).	0000 No Program	512001 Cesar Chavez Community School-Admin Office	0000 No Job Class	\$1,500	\$135	\$1,635		
Sub Total								\$0		0.06
Indirect Cost										
DOC. TOTAL								\$0		

Justification:

Maintenance BAR

Compliance with Sections 10-15-1 and 22-8-12, NMSA, 1978 Compilation:

A. The requested budget/changes were authorized at a scheduled Board of Education or Governance Council meeting open to the public on:

B. Justification for the transfer: Explanation such as "underbudgeted", "insufficient budget", or "needed to close out Project" ARE NOT ACCEPTABLE. Attach additional sheets if necessary.

ALL TRANSFER BARS MUST NET OUT TO ZERO ON THE DOC. TOTAL LINE.

Must submit backup for all BARs, except transfers of funds for SEG or direct grants

STATE OF NEW MEXICO
PUBLIC EDUCATION DEPARTMENT
 300 Don Gaspar Santa Fe, NM 87501-2786
Budget Adjustment Request

Doc. ID: 512-000-2223-0027-M

Fund Type: Flowthrough

Adjustment Type: Maintenance

Fiscal Year: 2022-2023

Entity Name: Cesar Chavez Community School

Adjustment Changes Intent/Scope of Program Yes or No?: No

Contact: Erik Perez, Business Manager

Total Approved Budget (Flowthrough):

Phone: 505-600-5577

Email: erik@k12accounting.com

FLOWTHROUGH ONLY	
Budget Period: 2022-07-01	To: 2023-06-30
A. Approved Carryover:	
B. Total Current Year Allocation:	
D. Total Funding Available:	

Fund	Function	Object	Program	Location	Job Class	Present Budget	Adj Amt Exp	Adj Budget	ADD'L FTE
24330 24330 - ARP ESSER III	1000 Instruction	51100 Salaries Expense	1010 Regular Education (PreK-12) Programs	512001 Cesar Chavez Community School-Admin Office	1711 Instructional Assistants - Grades 1-12	\$50,560	(\$16,184)	\$34,376	0.40
24330 24330 - ARP ESSER III	1000 Instruction	56119 Supply Assets (\$5,000 or less).	1010 Regular Education (PreK-12) Programs	512001 Cesar Chavez Community School-Admin Office	0000 No Job Class	\$36,402	(\$24,491)	\$11,911	
24330 24330 - ARP ESSER III	1000 Instruction	51100 Salaries Expense	1010 Regular Education (PreK-12) Programs	512001 Cesar Chavez Community School-Admin Office	1411 Teachers-Grades 1-12		\$26,597	\$26,597	0.35
24330 24330 - ARP ESSER III	1000 Instruction	52111 Educational Retirement	1010 Regular Education (PreK-12) Programs	512001 Cesar Chavez Community School-Admin Office	1411 Teachers-Grades 1-12		\$4,562	\$4,562	
24330 24330 - ARP ESSER III	1000 Instruction	52112 ERA - Retiree Health	1010 Regular Education (PreK-12) Programs	512001 Cesar Chavez Community School-Admin Office	1411 Teachers-Grades 1-12		\$532	\$532	
24330 24330 - ARP ESSER III	1000 Instruction	52210 FICA Payments	1010 Regular Education (PreK-12) Programs	512001 Cesar Chavez Community School-Admin Office	1411 Teachers-Grades 1-12		\$1,463	\$1,463	
24330 24330 - ARP ESSER III	1000 Instruction	52220 Medicare Payments	1010 Regular Education (PreK-12) Programs	512001 Cesar Chavez Community School-Admin Office	1411 Teachers-Grades 1-12		\$343	\$343	
24330 24330 - ARP ESSER III	1000 Instruction	52311 Health and Medical Premiums	1010 Regular Education (PreK-12) Programs	512001 Cesar Chavez Community School-Admin Office	1411 Teachers-Grades 1-12	\$13,539	\$6,676	\$20,215	
24330 24330 - ARP ESSER III	1000 Instruction	52312 Life	1010 Regular Education (PreK-12) Programs	512001 Cesar Chavez Community School-Admin Office	1411 Teachers-Grades 1-12	\$13	\$13	\$26	
24330 24330 - ARP ESSER III	1000 Instruction	52313 Dental	1010 Regular Education (PreK-12) Programs	512001 Cesar Chavez Community School-Admin Office	1411 Teachers-Grades 1-12	\$294	\$294	\$588	
24330 24330 - ARP ESSER III	1000 Instruction	52314 Vision	1010 Regular Education (PreK-12) Programs	512001 Cesar Chavez Community School-Admin Office	1411 Teachers-Grades 1-12	\$36	\$36	\$72	

24330 24330 - ARP ESSER III	1000 Instruction	52315 Disability	1010 Regular Education (PreK-12) Programs	512001 Cesar Chavez Community School-Admin Office	1411 Teachers- Grades 1-12	\$105	\$105	\$210	1 of 65	
24330 24330 - ARP ESSER III	1000 Instruction	52500 Unemployment Compensation	1010 Regular Education (PreK-12) Programs	512001 Cesar Chavez Community School-Admin Office	1411 Teachers- Grades 1-12	\$14	\$50	\$64		
24330 24330 - ARP ESSER III	1000 Instruction	52720 Workers Compensation Employer's Fee	1010 Regular Education (PreK-12) Programs	512001 Cesar Chavez Community School-Admin Office	1411 Teachers- Grades 1-12	\$2	\$4	\$6		
Sub Total								\$0		0.75
Indirect Cost										
DOC. TOTAL								\$0		

Justification:

Maintenance BAR

Compliance with Sections 10-15-1 and 22-8-12, NMSA, 1978 Compilation:

A. The requested budget/changes were authorized at a scheduled Board of Education or Governance Council meeting open to the public on:

B. Justification for the transfer: Explanation such as "underbudgeted", "insufficient budget", or "needed to close out Project" ARE NOT ACCEPTABLE. Attach additional sheets if necessary.

ALL TRANSFER BARS MUST NET OUT TO ZERO ON THE DOC. TOTAL LINE.

Must submit backup for all BARs,
except transfers of funds for SEG or
direct grants

STATE OF NEW MEXICO
PUBLIC EDUCATION DEPARTMENT
300 Don Gaspar Santa Fe, NM 87501-2786
Budget Adjustment Request

Doc. ID: 512-000-2223-0028-M

Fund Type: Flowthrough

Adjustment Type: Maintenance

Fiscal Year: 2022-2023

Entity Name: Cesar Chavez Community School

Adjustment Changes Intent/Scope of Program Yes or No?: No

Contact: Erik Perez, Business Manager

Total Approved Budget (Flowthrough):

Phone: 505-600-5577

Email: erik@k12accounting.com

FLOWTHROUGH ONLY	
Budget Period: 2022-07-01	To: 2023-06-30
A. Approved Carryover:	
B. Total Current Year Allocation:	
D. Total Funding Available:	

Fund	Function	Object	Program	Location	Job Class	Present Budget	Adj Amt Exp	Adj Budget	ADD'L FTE
24330 24330 - ARP ESSER III	2600 Operation & Maintenance of Plant	56119 Supply Assets (\$5,000 or less).	0000 No Program	512001 Cesar Chavez Community School-Admin Office	0000 No Job Class	\$199,761	(\$9,696)	\$190,065	
24330 24330 - ARP ESSER III	2100 Support Services-Students	51100 Salaries Expense	0000 No Program	512001 Cesar Chavez Community School-Admin Office	1218 School/Student Support		\$1,896	\$1,896	0.05
24330 24330 - ARP ESSER III	2100 Support Services-Students	51100 Salaries Expense	0000 No Program	512001 Cesar Chavez Community School-Admin Office	1214 Guidance Counselors/Social Workers	\$37,100	\$5,270	\$42,370	0.05
24330 24330 - ARP ESSER III	2100 Support Services-Students	52111 Educational Retirement	0000 No Program	512001 Cesar Chavez Community School-Admin Office	1218 School/Student Support	\$326	\$326	\$652	
24330 24330 - ARP ESSER III	2100 Support Services-Students	52111 Educational Retirement	0000 No Program	512001 Cesar Chavez Community School-Admin Office	1214 Guidance Counselors/Social Workers	\$7,267	\$624	\$7,891	
24330 24330 - ARP ESSER III	2100 Support Services-Students	52112 ERA - Retiree Health	0000 No Program	512001 Cesar Chavez Community School-Admin Office	1214 Guidance Counselors/Social Workers	\$848	\$106	\$954	
24330 24330 - ARP ESSER III	2100 Support Services-Students	52112 ERA - Retiree Health	0000 No Program	512001 Cesar Chavez Community School-Admin Office	1218 School/Student Support	\$38	\$38	\$76	
24330 24330 - ARP ESSER III	2100 Support Services-Students	52210 FICA Payments	0000 No Program	512001 Cesar Chavez Community School-Admin Office	1218 School/Student Support	\$114	\$114	\$228	
24330 24330 - ARP ESSER III	2100 Support Services-Students	52210 FICA Payments	0000 No Program	512001 Cesar Chavez Community School-Admin Office	1214 Guidance Counselors/Social Workers	\$2,527	\$226	\$2,753	
24330 24330 - ARP ESSER III	2100 Support Services-Students	52220 Medicare Payments	0000 No Program	512001 Cesar Chavez Community School-Admin Office	1218 School/Student Support	\$27	\$27	\$54	
24330 24330 - ARP ESSER III	2100 Support Services-Students	52220 Medicare Payments	0000 No Program	512001 Cesar Chavez Community School-Admin Office	1214 Guidance Counselors/Social Workers	\$591	\$53	\$644	

24330 24330 - ARP ESSER III	2100 Support Services-Students	52311 Health and Medical Premiums	0000 No Program	512001 Cesar Chavez Community School-Admin Office	1218 School/Student Support	\$142	\$142	\$294 Page 13 of 65	
24330 24330 - ARP ESSER III	2100 Support Services-Students	52311 Health and Medical Premiums	0000 No Program	512001 Cesar Chavez Community School-Admin Office	1214 Guidance Counselors/So cial Workers	\$3,658	\$348	\$4,006	
24330 24330 - ARP ESSER III	2100 Support Services-Students	52313 Dental	0000 No Program	512001 Cesar Chavez Community School-Admin Office	1214 Guidance Counselors/So cial Workers	\$88	\$8	\$96	
24330 24330 - ARP ESSER III	2100 Support Services-Students	52313 Dental	0000 No Program	512001 Cesar Chavez Community School-Admin Office	1218 School/Student Support	\$8	\$8	\$16	
24330 24330 - ARP ESSER III	2100 Support Services-Students	52314 Vision	0000 No Program	512001 Cesar Chavez Community School-Admin Office	1218 School/Student Support	\$2	\$2	\$4	
24330 24330 - ARP ESSER III	2100 Support Services-Students	52314 Vision	0000 No Program	512001 Cesar Chavez Community School-Admin Office	1214 Guidance Counselors/So cial Workers	\$39	\$4	\$43	
24330 24330 - ARP ESSER III	2100 Support Services-Students	52500 Unemployment Compensation	0000 No Program	512001 Cesar Chavez Community School-Admin Office	1214 Guidance Counselors/So cial Workers	\$66	\$5	\$71	
24330 24330 - ARP ESSER III	2600 Operation & Maintenance of Plant	54416 Communication Services	0000 No Program	512001 Cesar Chavez Community School-Admin Office	0000 No Job Class	\$499	\$499	\$998	
Sub Total							\$0		0.10
Indirect Cost									
DOC. TOTAL							\$0		

Justification:

Maintenance BAR

Compliance with Sections 10-15-1 and 22-8-12, NMSA, 1978 Compilation:

A. The requested budget/changes were authorized at a scheduled Board of Education or Governance Council meeting open to the public on:

B. Justification for the transfer: Explanation such as "underbudgeted", "insufficient budget", or "needed to close out Project" ARE NOT ACCEPTABLE. Attach additional sheets if necessary.

ALL TRANSFER BARS MUST NET OUT TO ZERO ON THE DOC. TOTAL LINE.

Must submit backup for all BARs,
except transfers of funds for SEG or
direct grants

STATE OF NEW MEXICO
PUBLIC EDUCATION DEPARTMENT
300 Don Gaspar Santa Fe, NM 87501-2786
Budget Adjustment Request

Doc. ID: 512-000-2223-0029-M

Fund Type: Flowthrough

Adjustment Type: Maintenance

Fiscal Year: 2022-2023

Entity Name: Cesar Chavez Community School

Adjustment Changes Intent/Scope of Program Yes or No?: No

Contact: Erik Perez, Business Manager

Total Approved Budget (Flowthrough):

Phone: 505-600-5577

Email: erik@k12accounting.com

FLOWTHROUGH ONLY	
Budget Period: 2022-07-01	To: 2023-06-30
A. Approved Carryover:	
B. Total Current Year Allocation:	
D. Total Funding Available:	

Fund	Function	Object	Program	Location	Job Class	Present Budget	Adj Amt Exp	Adj Budget	ADD'L FTE
24101 Title I Part A - ESEA	1000 Instruction	52311 Health and Medical Premiums	1010 Regular Education (PreK-12) Programs	512001 Cesar Chavez Community School-Admin Office	1711 Instructional Assistants - Grades 1-12	\$8,297	(\$5,263)	\$3,034	
24101 Title I Part A - ESEA	1000 Instruction	56118 General Supplies and Materials	1010 Regular Education (PreK-12) Programs	512001 Cesar Chavez Community School-Admin Office	0000 No Job Class	\$1,823	(\$1,099)	\$724	
24101 Title I Part A - ESEA	1000 Instruction	51100 Salaries Expense	1010 Regular Education (PreK-12) Programs	512001 Cesar Chavez Community School-Admin Office	1711 Instructional Assistants - Grades 1-12	\$58,751	\$5,110	\$63,861	0.10
24101 Title I Part A - ESEA	1000 Instruction	52111 Educational Retirement	1010 Regular Education (PreK-12) Programs	512001 Cesar Chavez Community School-Admin Office	1711 Instructional Assistants - Grades 1-12	\$10,942	\$868	\$11,810	
24101 Title I Part A - ESEA	1000 Instruction	52112 ERA - Retiree Health	1010 Regular Education (PreK-12) Programs	512001 Cesar Chavez Community School-Admin Office	1711 Instructional Assistants - Grades 1-12	\$1,276	\$102	\$1,378	
24101 Title I Part A - ESEA	1000 Instruction	52210 FICA Payments	1010 Regular Education (PreK-12) Programs	512001 Cesar Chavez Community School-Admin Office	1711 Instructional Assistants - Grades 1-12	\$3,954	\$230	\$4,184	
24101 Title I Part A - ESEA	1000 Instruction	52220 Medicare Payments	1010 Regular Education (PreK-12) Programs	512001 Cesar Chavez Community School-Admin Office	1711 Instructional Assistants - Grades 1-12	\$927	\$52	\$979	
Sub Total							\$0		0.10
Indirect Cost									
DOC. TOTAL							\$0		

Justification:

Maintenance BAR

Compliance with Sections 10-15-1 and 22-8-12, NMSA, 1978 Compilation:

A. The requested budget/changes were authorized at a scheduled Board of Education or Governance Council meeting open to the public on:

B. Justification for the transfer: Explanation such as "underbudgeted", "insufficient budget", or "needed to close out Project" ARE NOT ACCEPTABLE. Attach additional sheets if necessary.

ALL TRANSFER BARS MUST NET OUT TO ZERO ON THE DOC. TOTAL LINE.

Must submit backup for all BARs,
except transfers of funds for SEG or
direct grants

STATE OF NEW MEXICO
PUBLIC EDUCATION DEPARTMENT
300 Don Gaspar Santa Fe, NM 87501-2786
Budget Adjustment Request

Doc. ID: 512-000-2223-0030-M

Fund Type: Flowthrough

Adjustment Type: Maintenance

Fiscal Year: 2022-2023

Entity Name: Cesar Chavez Community School

Adjustment Changes Intent/Scope of Program Yes or No?: No

Contact: Erik Perez, Business Manager

Total Approved Budget (Flowthrough):

Phone: 505-600-5577

Email: erik@k12accounting.com

FLOWTHROUGH ONLY	
Budget Period: 2022-07-01	To: 2023-06-30
A. Approved Carryover:	
B. Total Current Year Allocation:	
D. Total Funding Available:	

Fund	Function	Object	Program	Location	Job Class	Present Budget	Adj Amt Exp	Adj Budget	ADD'L FTE
24106 Entitlement IDEA-B	1000 Instruction	51100 Salaries Expense	2000 Special Programs	512001 Cesar Chavez Community School-Admin Office	1412 Teachers-Special Education	\$34,176	(\$1,541)	\$32,635	0.01
24106 Entitlement IDEA-B	1000 Instruction	52111 Educational Retirement	2000 Special Programs	512001 Cesar Chavez Community School-Admin Office	1412 Teachers-Special Education	\$5,891	(\$294)	\$5,597	
24106 Entitlement IDEA-B	1000 Instruction	52210 FICA Payments	2000 Special Programs	512001 Cesar Chavez Community School-Admin Office	1412 Teachers-Special Education	\$2,119	(\$18)	\$2,101	
24106 Entitlement IDEA-B	1000 Instruction	52311 Health and Medical Premiums	2000 Special Programs	512001 Cesar Chavez Community School-Admin Office	1412 Teachers-Special Education	\$2,276	\$1,763	\$4,039	
24106 Entitlement IDEA-B	1000 Instruction	52313 Dental	2000 Special Programs	512001 Cesar Chavez Community School-Admin Office	1412 Teachers-Special Education	\$129	\$90	\$219	
Sub Total							\$0		0.01
Indirect Cost									
DOC. TOTAL							\$0		

Justification:

Maintenance BAR

Compliance with Sections 10-15-1 and 22-8-12, NMSA, 1978 Compilation:

A. The requested budget/changes were authorized at a scheduled Board of Education or Governance Council meeting open to the public on:

B. Justification for the transfer: Explanation such as "underbudgeted", "insufficient budget", or "needed to close out Project" ARE NOT ACCEPTABLE. Attach additional sheets if necessary.

ALL TRANSFER BARS MUST NET OUT TO ZERO ON THE DOC. TOTAL LINE.

Must submit backup for all BARs, except transfers of funds for SEG or direct grants

**STATE OF NEW MEXICO
PUBLIC EDUCATION DEPARTMENT
300 Don Gaspar Santa Fe, NM 87501-2786
Budget Adjustment Request**

Doc. ID: 512-000-2223-0031-M

Fund Type: Direct Grant

Adjustment Type: Maintenance

Fiscal Year: 2022-2023

Entity Name: Cesar Chavez Community School

Adjustment Changes Intent/Scope of Program Yes or No?: No

Contact: Erik Perez, Business Manager

Total Approved Budget (Flowthrough):

Phone: 505-600-5577

Email: erik@k12accounting.com

FLOWTHROUGH ONLY
Budget Period: 2022-07-01 To: 2023-06-30
A. Approved Carryover:
B. Total Current Year Allocation:
D. Total Funding Available:

Fund	Function	Object	Program	Location	Job Class	Present Budget	Adj Amt Exp	Adj Budget	ADD'L FTE
28211 NM Schools Covid-19 Testing Program DOH	2100 Support Services-Students	56118 General Supplies and Materials	0000 No Program	512001 Cesar Chavez Community School-Admin Office	0000 No Job Class	\$73,078	(\$55,000)	\$18,078	
28211 NM Schools Covid-19 Testing Program DOH	2600 Operation & Maintenance of Plant	56118 General Supplies and Materials	0000 No Program	512001 Cesar Chavez Community School-Admin Office	0000 No Job Class		\$55,000	\$55,000	
						Sub Total	\$0		
						Indirect Cost			
						DOC. TOTAL	\$0		

Justification:

Maintenance BAR

Compliance with Sections 10-15-1 and 22-8-12, NMSA, 1978 Compilation:

A. The requested budget/changes were authorized at a scheduled Board of Education or Governance Council meeting open to the public on:

B. Justification for the transfer: Explanation such as "underbudgeted", "insufficient budget", or "needed to close out Project" ARE NOT ACCEPTABLE. Attach additional sheets if necessary.

ALL TRANSFER BARS MUST NET OUT TO ZERO ON THE DOC. TOTAL LINE.

Must submit backup for all BARs, except transfers of funds for SEG or direct grants

STATE OF NEW MEXICO
PUBLIC EDUCATION DEPARTMENT
 300 Don Gaspar Santa Fe, NM 87501-2786
Budget Adjustment Request

Doc. ID: 512-000-2223-0032-M
Fund Type: General Fund / Capital Outlay / Debt Service

Adjustment Type: Maintenance

Fiscal Year: 2022-2023

Entity Name: Cesar Chavez Community School

Adjustment Changes Intent/Scope of Program Yes or No?: No

Contact: Erik Perez, Business Manager

Total Approved Budget (Flowthrough):

Phone: 505-600-5577

Email: erik@k12accounting.com

FLOWTHROUGH ONLY	Budget Period: 2022-07-01	To: 2023-06-30
A. Approved Carryover:		
B. Total Current Year Allocation:		
D. Total Funding Available:		

Fund	Function	Object	Program	Location	Job Class	Present Budget	Adj Amt Exp	Adj Budget	ADD'L FTE
31200 Public School Capital Outlay	4000 Capital Outlay	54640 Rental - Lease To Purchase	0000 No Program	512001 Cesar Chavez Community School-Admin Office	0000 No Job Class	\$157,003	(\$26,168)	\$130,835	
31200 Public School Capital Outlay	4000 Capital Outlay	54610 Rental - Land and Buildings	0000 No Program	512001 Cesar Chavez Community School-Admin Office	0000 No Job Class		\$26,168	\$26,168	
Sub Total							\$0		
Indirect Cost									
DOC. TOTAL							\$0		

Justification:
 Maintenance BAR

Compliance with Sections 10-15-1 and 22-8-12, NMSA, 1978 Compilation:

A. The requested budget/changes were authorized at a scheduled Board of Education or Governance Council meeting open to the public on:

B. Justification for the transfer: Explanation such as "underbudgeted", "insufficient budget", or "needed to close out Project" ARE NOT ACCEPTABLE. Attach additional sheets if necessary.

ALL TRANSFER BARS MUST NET OUT TO ZERO ON THE DOC. TOTAL LINE.

Must submit backup for all BARs, except transfers of funds for SEG or direct grants

**STATE OF NEW MEXICO
PUBLIC EDUCATION DEPARTMENT
300 Don Gaspar Santa Fe, NM 87501-2786
Budget Adjustment Request**

Doc. ID: 512-000-2223-0033-M

Fund Type: Capital Outlay

Adjustment Type: Maintenance

Fiscal Year: 2022-2023

Entity Name: Cesar Chavez Community School

Adjustment Changes Intent/Scope of Program Yes or No?: No

Contact: Erik Perez, Business Manager

Total Approved Budget (Flowthrough):

Phone: 505-600-5577

Email: erik@k12accounting.com

FLOWTHROUGH ONLY	Budget Period: 2022-07-01	To: 2023-06-30
A. Approved Carryover:		
B. Total Current Year Allocation:		
D. Total Funding Available:		

Fund	Function	Object	Program	Location	Job Class	Present Budget	Adj Amt Exp	Adj Budget	ADD'L FTE
31400 Special Capital Outlay-State	4000 Capital Outlay	56119 Supply Assets (\$5,000 or less).	0000 No Program	512001 Cesar Chavez Community School-Admin Office	0000 No Job Class	\$226,224	(\$29,297)	\$196,927	
31400 Special Capital Outlay-State	4000 Capital Outlay	57331 Fixed Assets (more than \$5,000)	0000 No Program	512001 Cesar Chavez Community School-Admin Office	0000 No Job Class		\$29,297	\$29,297	
						Sub Total	\$0		
						Indirect Cost			
						DOC. TOTAL	\$0		

Justification:

Maintenance BAR

Compliance with Sections 10-15-1 and 22-8-12, NMSA, 1978 Compilation:

A. The requested budget/changes were authorized at a scheduled Board of Education or Governance Council meeting open to the public on:

B. Justification for the transfer: Explanation such as "underbudgeted", "insufficient budget", or "needed to close out Project" ARE NOT ACCEPTABLE. Attach additional sheets if necessary.

ALL TRANSFER BARS MUST NET OUT TO ZERO ON THE DOC. TOTAL LINE.

Must submit backup for all BARs, except transfers of funds for SEG or direct grants

**STATE OF NEW MEXICO
PUBLIC EDUCATION DEPARTMENT
300 Don Gaspar Santa Fe, NM 87501-2786
Budget Adjustment Request**

Doc. ID: 512-000-2223-0034-M
Fund Type: Flowthrough
Adjustment Type: Maintenance

Fiscal Year: 2022-2023

Entity Name: Cesar Chavez Community School

Adjustment Changes Intent/Scope of Program Yes or No?: No

Contact: Erik Perez, Business Manager

Total Approved Budget (Flowthrough):

Phone: 505-600-5577

Email: erik@k12accounting.com

FLOWTHROUGH ONLY
Budget Period: 2022-07-01 To: 2023-06-30
A. Approved Carryover:
B. Total Current Year Allocation:
D. Total Funding Available:

Fund	Function	Object	Program	Location	Job Class	Present Budget	Adj Amt Exp	Adj Budget	ADD'L FTE
31701 Capital Improvements SB-9 Local	4000 Capital Outlay	54640 Rental - Lease To Purchase	0000 No Program	512001 Cesar Chavez Community School-Admin Office	0000 No Job Class	\$611,182	(\$5,563)	\$605,619	
31701 Capital Improvements SB-9 Local	4000 Capital Outlay	57331 Fixed Assets (more than \$5,000)	0000 No Program	512001 Cesar Chavez Community School-Admin Office	0000 No Job Class		\$5,563	\$5,563	
						Sub Total	\$0		
						Indirect Cost			
						DOC. TOTAL	\$0		

Justification:

Maintenance BAR

Compliance with Sections 10-15-1 and 22-8-12, NMSA, 1978 Compilation:

A. The requested budget/changes were authorized at a scheduled Board of Education or Governance Council meeting open to the public on:

B. Justification for the transfer: Explanation such as "underbudgeted", "insufficient budget", or "needed to close out Project" ARE NOT ACCEPTABLE. Attach additional sheets if necessary.

ALL TRANSFER BARS MUST NET OUT TO ZERO ON THE DOC. TOTAL LINE.

Must submit backup for all BARs,
except transfers of funds for SEG or
direct grants

STATE OF NEW MEXICO
PUBLIC EDUCATION DEPARTMENT
300 Don Gaspar Santa Fe, NM 87501-2786
Budget Adjustment Request

Doc. ID: 512-000-2223-0035-M

Fund Type: Flowthrough

Adjustment Type: Maintenance

Fiscal Year: 2022-2023

Entity Name: Cesar Chavez Community School

Adjustment Changes Intent/Scope of Program Yes or No?: No

Contact: Erik Perez, Business Manager

Total Approved Budget (Flowthrough):

Phone: 505-600-5577

Email: erik@k12accounting.com

FLOWTHROUGH ONLY	
Budget Period: 2022-07-01	To: 2023-06-30
A. Approved Carryover:	
B. Total Current Year Allocation:	
D. Total Funding Available:	

Fund	Function	Object	Program	Location	Job Class	Present Budget	Adj Amt Exp	Adj Budget	ADD'L FTE
27407 Family Income Index	1000 Instruction	52210 FICA Payments	1010 Regular Education (PreK-12) Programs	512001 Cesar Chavez Community School-Admin Office	1711 Instructional Assistants - Grades 1-12	\$2,025	(\$143)	\$1,882	
27407 Family Income Index	1000 Instruction	52210 FICA Payments	1010 Regular Education (PreK-12) Programs	512001 Cesar Chavez Community School-Admin Office	1411 Teachers- Grades 1-12	\$3,120	(\$60)	\$3,060	
27407 Family Income Index	1000 Instruction	51100 Salaries Expense	1010 Regular Education (PreK-12) Programs	512001 Cesar Chavez Community School-Admin Office	1711 Instructional Assistants - Grades 1-12	\$32,649	\$4	\$32,653	0.01
27407 Family Income Index	1000 Instruction	52111 Educational Retirement	1010 Regular Education (PreK-12) Programs	512001 Cesar Chavez Community School-Admin Office	1711 Instructional Assistants - Grades 1-12	\$5,593	\$7	\$5,600	
27407 Family Income Index	1000 Instruction	52111 Educational Retirement	1010 Regular Education (PreK-12) Programs	512001 Cesar Chavez Community School-Admin Office	1411 Teachers- Grades 1-12	\$8,469	\$160	\$8,629	
27407 Family Income Index	1000 Instruction	52315 Disability	1010 Regular Education (PreK-12) Programs	512001 Cesar Chavez Community School-Admin Office	1711 Instructional Assistants - Grades 1-12	\$91	\$30	\$121	
27407 Family Income Index	1000 Instruction	52500 Unemployment Compensation	1010 Regular Education (PreK-12) Programs	512001 Cesar Chavez Community School-Admin Office	1711 Instructional Assistants - Grades 1-12	\$88	\$2	\$90	
Sub Total							\$0		0.01
Indirect Cost									
DOC. TOTAL							\$0		

Justification:

Maintenance BAR

Compliance with Sections 10-15-1 and 22-8-12, NMSA, 1978 Compilation:

A. The requested budget/changes were authorized at a scheduled Board of Education or Governance Council meeting open to the public on:

B. Justification for the transfer: Explanation such as "underbudgeted", "insufficient budget", or "needed to close out Project" ARE NOT ACCEPTABLE. Attach additional sheets if necessary.

ALL TRANSFER BARS MUST NET OUT TO ZERO ON THE DOC. TOTAL LINE.

Must submit backup for all BARs, except transfers of funds for SEG or direct grants

**STATE OF NEW MEXICO
PUBLIC EDUCATION DEPARTMENT
300 Don Gaspar Santa Fe, NM 87501-2786
Budget Adjustment Request**

Doc. ID: 512-000-2223-0036-M

Fund Type: Flowthrough

Adjustment Type: Maintenance

Fiscal Year: 2022-2023

Entity Name: Cesar Chavez Community School

Adjustment Changes Intent/Scope of Program Yes or No?: No

Contact: Erik Perez, Business Manager

Total Approved Budget (Flowthrough):

Phone: 505-600-5577

Email: erik@k12accounting.com

FLOWTHROUGH ONLY
Budget Period: 2022-07-01 To: 2023-06-30
A. Approved Carryover:
B. Total Current Year Allocation:
D. Total Funding Available:

Fund	Function	Object	Program	Location	Job Class	Present Budget	Adj Amt Exp	Adj Budget	ADD'L FTE
24154 Teacher/Principal Training & Recruiting	1000 Instruction	51300 Additional Compensation	1010 Regular Education (PreK-12) Programs	512001 Cesar Chavez Community School-Admin Office	1411 Teachers-Grades 1-12	\$4,000	(\$891)	\$3,109	
24154 Teacher/Principal Training & Recruiting	1000 Instruction	51300 Additional Compensation	1010 Regular Education (PreK-12) Programs	512001 Cesar Chavez Community School-Admin Office	1711 Instructional Assistants - Grades 1-12		\$400	\$400	
24154 Teacher/Principal Training & Recruiting	1000 Instruction	52111 Educational Retirement	1010 Regular Education (PreK-12) Programs	512001 Cesar Chavez Community School-Admin Office	1711 Instructional Assistants - Grades 1-12		\$69	\$69	
24154 Teacher/Principal Training & Recruiting	1000 Instruction	52111 Educational Retirement	1010 Regular Education (PreK-12) Programs	512001 Cesar Chavez Community School-Admin Office	1411 Teachers-Grades 1-12		\$343	\$343	
24154 Teacher/Principal Training & Recruiting	1000 Instruction	52112 ERA - Retiree Health	1010 Regular Education (PreK-12) Programs	512001 Cesar Chavez Community School-Admin Office	1411 Teachers-Grades 1-12		\$40	\$40	
24154 Teacher/Principal Training & Recruiting	1000 Instruction	52112 ERA - Retiree Health	1010 Regular Education (PreK-12) Programs	512001 Cesar Chavez Community School-Admin Office	1711 Instructional Assistants - Grades 1-12		\$8	\$8	
24154 Teacher/Principal Training & Recruiting	1000 Instruction	52210 FICA Payments	1010 Regular Education (PreK-12) Programs	512001 Cesar Chavez Community School-Admin Office	1711 Instructional Assistants - Grades 1-12		\$25	\$25	
24154 Teacher/Principal Training & Recruiting	1000 Instruction	52220 Medicare Payments	1010 Regular Education (PreK-12) Programs	512001 Cesar Chavez Community School-Admin Office	1711 Instructional Assistants - Grades 1-12		\$6	\$6	
Sub Total							\$0		
Indirect Cost									
DOC. TOTAL							\$0		

Justification:
Maintenance BAR

Compliance with Sections 10-15-1 and 22-8-12, NMSA, 1978 Compilation:

A. The requested budget/changes were authorized at a scheduled Board of Education or Governance Council meeting open to the public on:

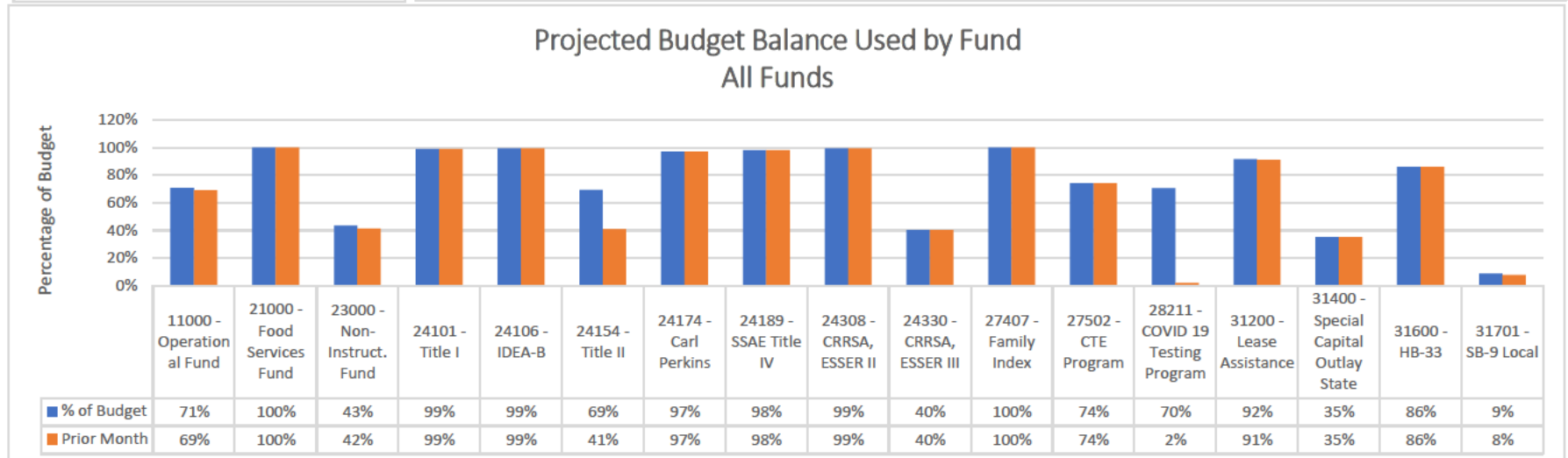
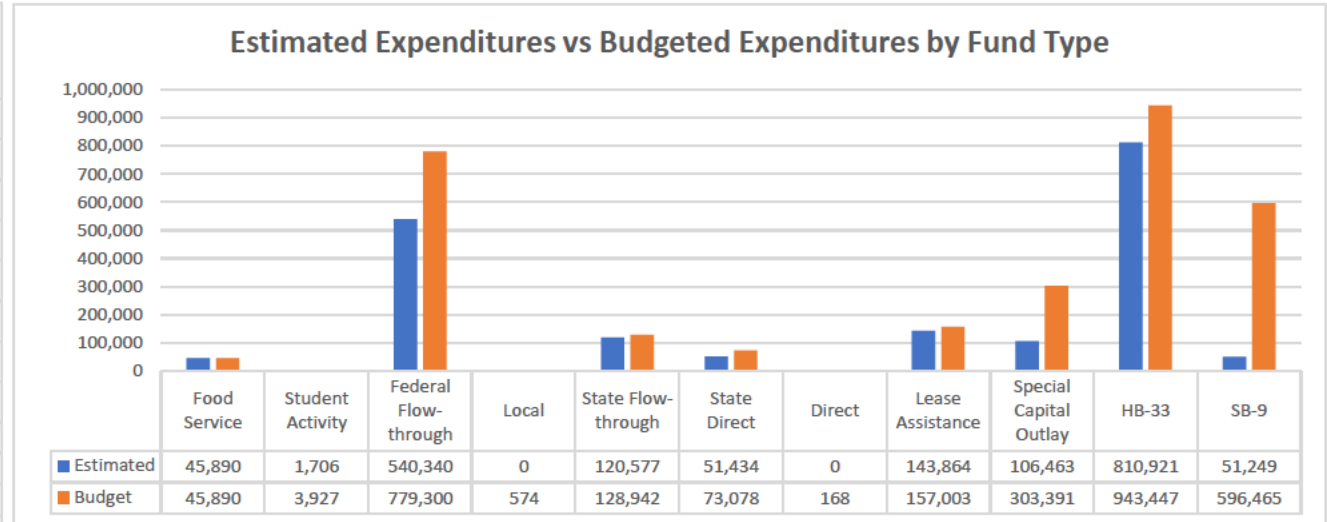
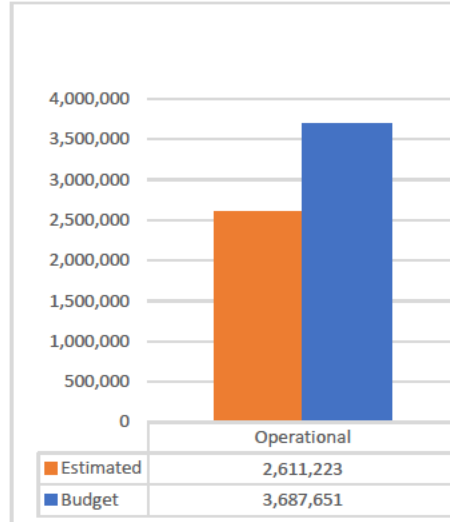
B. Justification for the transfer: Explanation such as "underbudgeted", "insufficient budget", or "needed to close out Project" ARE NOT ACCEPTABLE. Attach additional sheets if necessary.

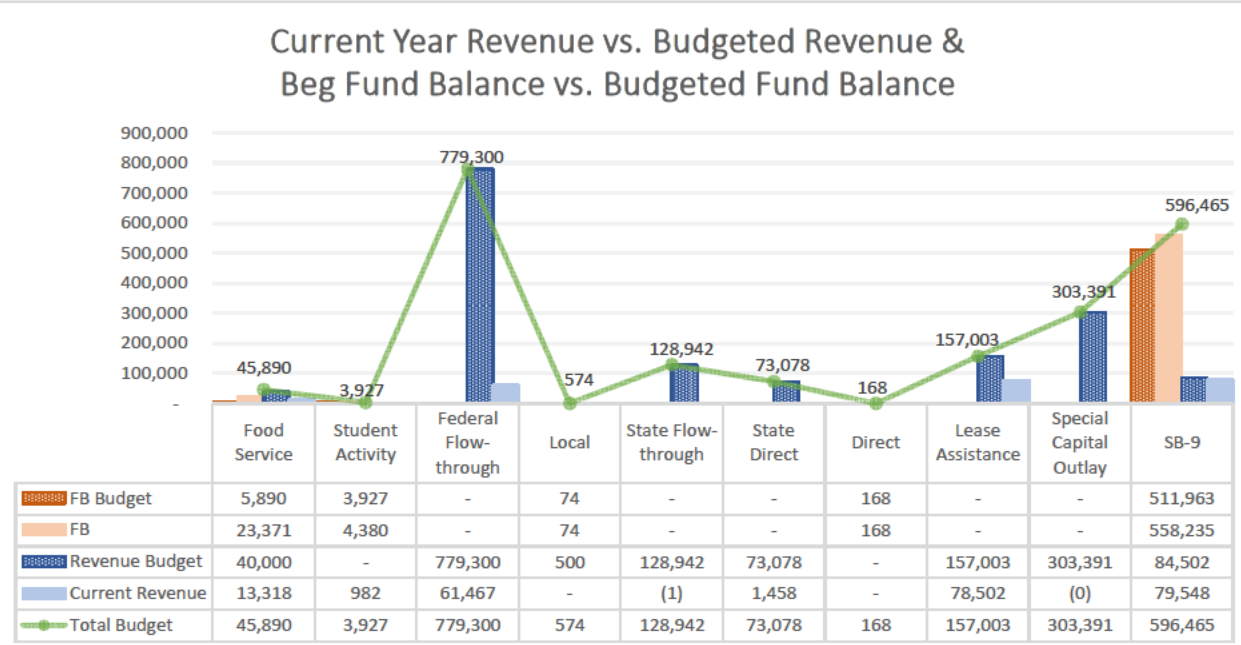
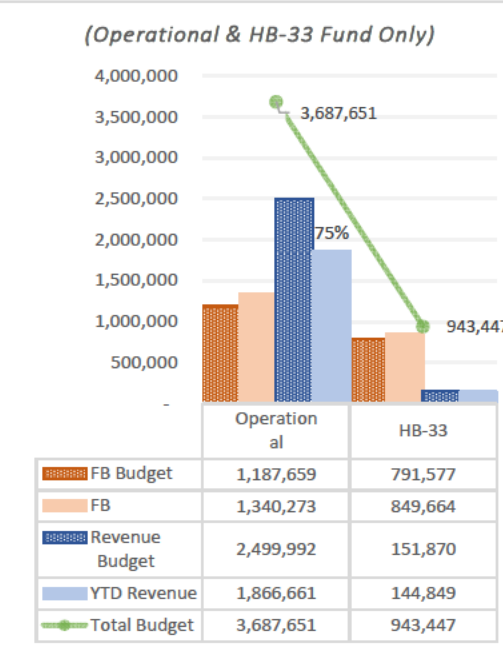
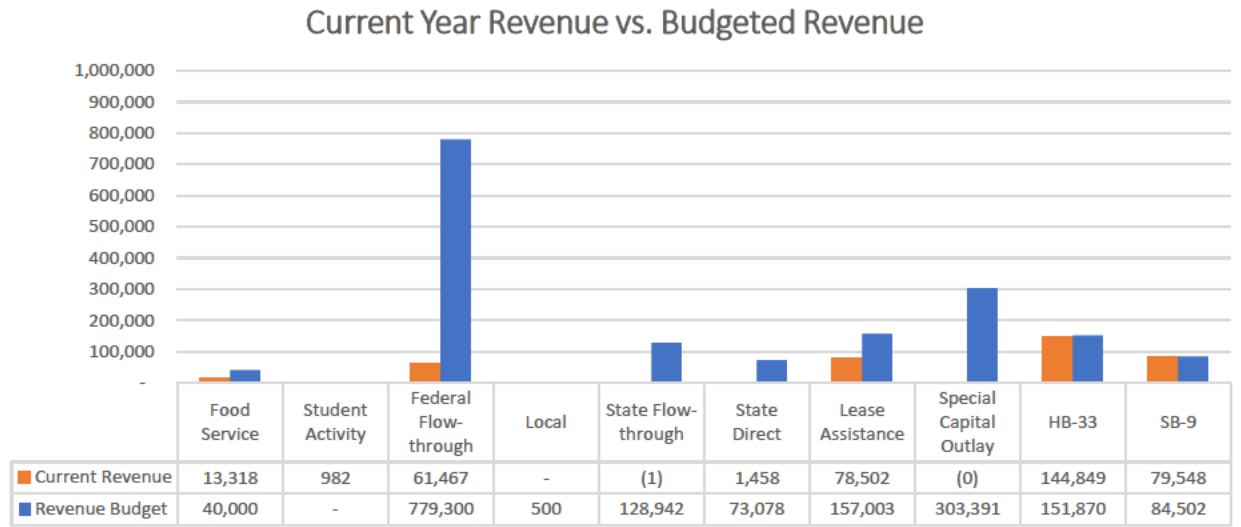
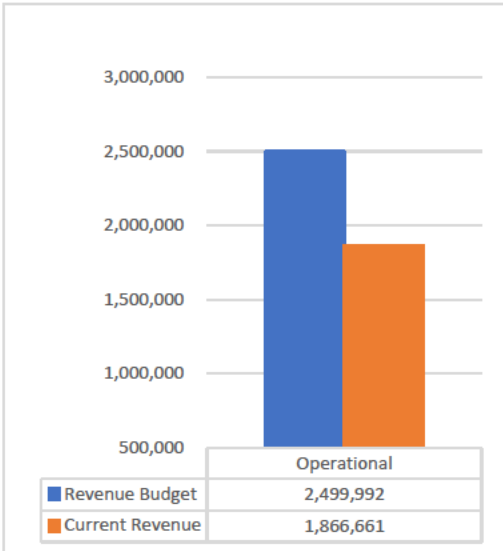
ALL TRANSFER BARS MUST NET OUT TO ZERO ON THE DOC. TOTAL LINE.

Cesar Chavez Community School

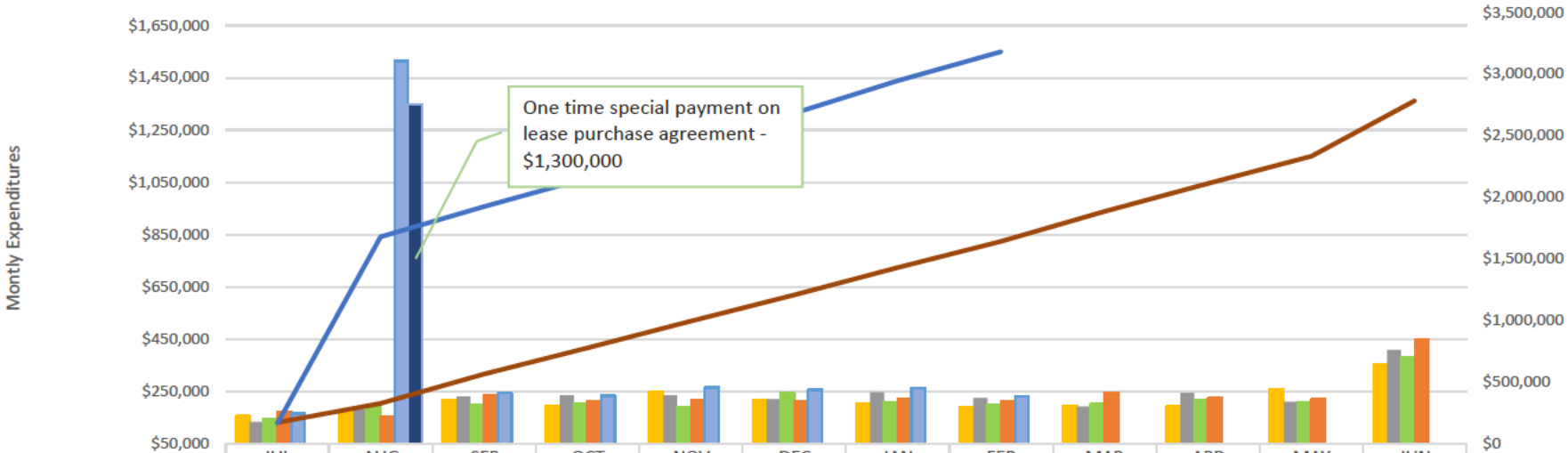
Expenditure Analytical Review

February 28, 2023



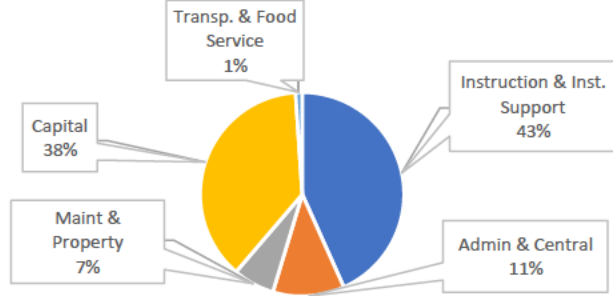


Yearly Expenditure Comparison by Month - All Funds

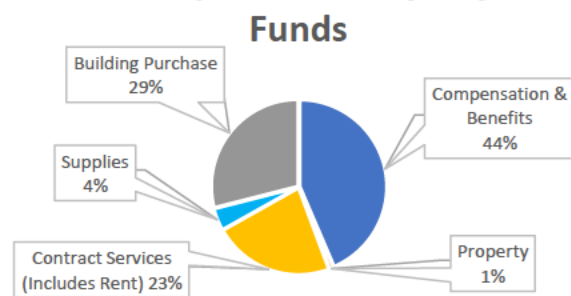


	JUL	AUG	SEP	OCT	NOV	DEC	JAN	FEB	MAR	APR	MAY	JUN
2018/2019	\$157,336	\$178,124	\$218,087	\$197,529	\$248,551	\$218,090	\$203,174	\$190,529	\$196,757	\$193,933	\$259,969	\$354,577
2019/2020	\$134,593	\$183,117	\$230,967	\$235,254	\$235,913	\$221,046	\$247,751	\$225,609	\$192,644	\$245,131	\$212,029	\$409,935
2020/2021	\$146,788	\$193,621	\$201,567	\$206,435	\$191,743	\$242,615	\$208,239	\$202,214	\$203,663	\$218,418	\$208,192	\$382,718
2021/2022	\$174,250	\$154,657	\$237,922	\$213,328	\$215,427	\$214,021	\$221,286	\$211,638	\$243,855	\$226,061	\$220,439	\$450,564
2022/2023	\$165,606	\$1,514,177	\$244,041	\$234,270	\$266,280	\$257,813	\$264,238	\$233,357				
Monthly Change	\$0	\$1,348,572	-\$1,270,137	-\$9,771	\$32,010	-\$8,467	\$6,425	-\$30,881				
YTD PY	\$174,250	\$328,908	\$566,829	\$780,157	\$995,585	\$1,209,606	\$1,430,892	\$1,642,531	\$1,886,386	\$2,112,447	\$2,332,886	\$2,783,449
YTD	\$165,606	\$1,679,783	\$1,923,823	\$2,158,093	\$2,424,373	\$2,682,186	\$2,946,424	\$3,179,781				

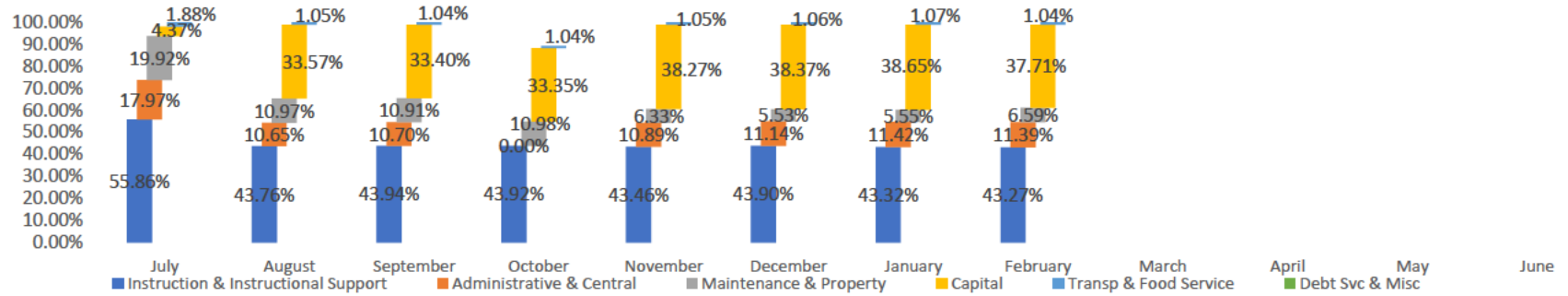
Estimated Expenditures by Function - All Funds



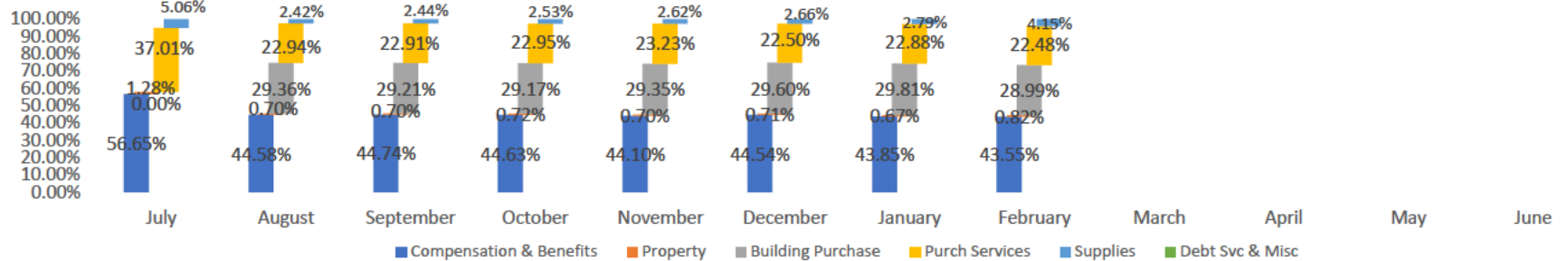
Estimated Expenditures by Object - All Funds



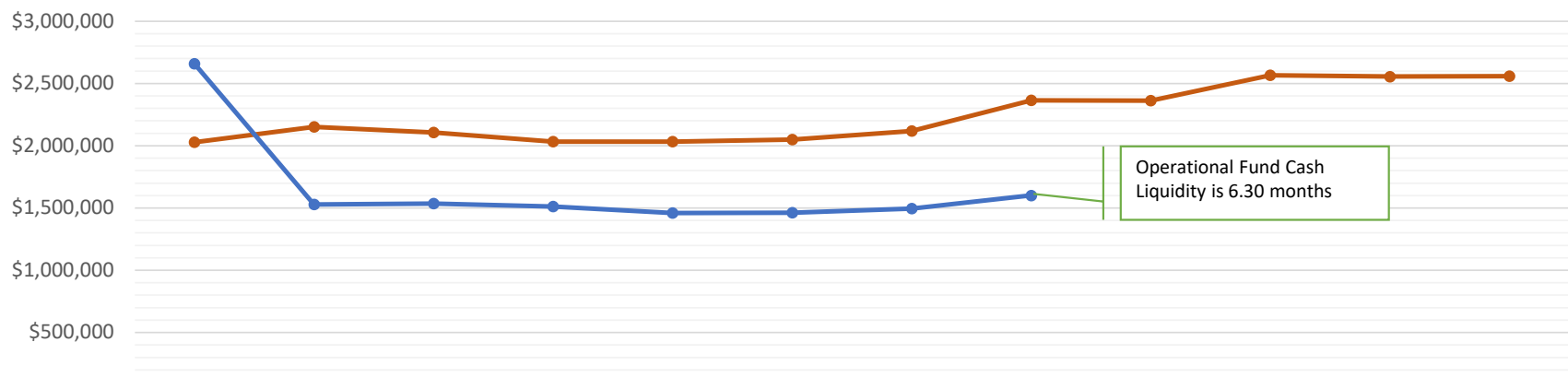
Function Code Change in Percentage by Month (All Funds - Exp & Encumbrance)



Object Code Change in Percentage by Month (All Funds - Exp & Encumbrance)



Monthly Cash Balance All Funds



	JUL	AUG	SEP	OCT	NOV	DEC	JAN	FEB	MAR	APR	MAY	JUN
—● FY2022	\$2,029,338	\$2,152,112	\$2,107,515	\$2,034,029	\$2,033,393	\$2,049,210	\$2,118,888	\$2,364,120	\$2,361,614	\$2,565,643	\$2,555,792	\$2,558,225
—● FY2023	\$2,659,548	\$1,528,172	\$1,536,319	\$1,511,757	\$1,461,033	\$1,461,818	\$1,495,930	\$1,600,897				

Checks Dated 02/01/2023 through 02/28/2023

Check Number	Check Date	Pay to the Order of	Check Amount
13641	02/06/2023	ACES	10,366.90
13642	02/06/2023	Century Link	644.27
13643	02/06/2023	Charter School Testing Svcs.	1,293.00
13644	02/06/2023	Crystal Springs Bottled Water	25.86
13645	02/06/2023	DMH Law LLC	2,693.75
13646	02/06/2023	Dry Fly Enterprises, Inc	3,556.45
13647	02/06/2023	IBOSS, INC	2,890.61
13648	02/06/2023	IISC - Education	538.75
13649	02/06/2023	Richard M. Romero Consulting	628.18
13650	02/06/2023	Siarza Social Digital LLC	305.04
13651	02/06/2023	Amazon.com	349.84
13652	02/06/2023	Crystal Springs Bottled Water	49.20
13653	02/06/2023	EM3 Networks, LLC	131.47
13654	02/06/2023	New Mexico Gas Company	813.42
13655	02/06/2023	SRSNM, LLC	1,870.54
13656	02/06/2023	Wells Fargo Financial Leasing	1,589.34
13657	02/06/2023	Crystal Springs Bottled Water	12.30
13658	02/06/2023	Follett Higher Edu. CNM Bookstore # 402 MA 4026102	106.00
13662	02/09/2023	EPARS TSA Consulting Group Inc	200.00
13663	02/10/2023	ABCWUA	11.13
13664	02/10/2023	AJF Enterprise Inc	1,124.03
13665	02/10/2023	Amazon.com	47.92
13666	02/10/2023	CliftonLarsonAllen LLP	1,739.49
13667	02/10/2023	LSG and Associates Inc	581.25
13668	02/10/2023	PNM	1,389.10
13669	02/10/2023	SG Consulting Services, LLC	628.18
13670	02/10/2023	TSA Consulting Group, Inc.	50.00
13671	02/10/2023	Verizon Wireless	145.61
13672	02/10/2023	ACES	768.75
13673	02/10/2023	Arness, Tani	267.92
13674	02/10/2023	Charter School Nursing	2,413.60
13679	02/17/2023	ABCWUA	434.46
13680	02/17/2023	ACR LLC	458.75
13681	02/17/2023	Amazon.com	579.60
13682	02/17/2023	Berry, Melanie	2,095.68
13683	02/17/2023	Century Link	103.96
13684	02/17/2023	Century Link	117.12
13685	02/17/2023	Cooperative Educational Services	1,250.90
13686	02/17/2023	Dry Fly Enterprises, Inc	166.33
13687	02/17/2023	Imagine Learning LLC	7,500.00
13688	02/17/2023	ACES	225.00
13689	02/20/2023	NM Taxation/Revenue Department	3,604.65
13693	02/27/2023	AJF Enterprise Inc	1,124.03
13694	02/27/2023	CCCS Education Foundation	19,077.33
13695	02/27/2023	Century Link	644.27
13696	02/27/2023	Cooperative Educational Services	214.44
13697	02/27/2023	LaBarge Landscape	140.08
13698	02/27/2023	PNM	1,253.40
13699	02/27/2023	Sam's Club & Wal-mart	135.99

The preceding Checks have been issued in accordance with the District's Policy and authorization of the Board of Trustees. It is recommended that the preceding Checks be approved.



Page 1 of 2

Checks Dated 02/01/2023 through 02/28/2023

Check Number	Check Date	Pay to the Order of	Check Amount
13700	02/27/2023	Charter School Nursing	1,357.65
13701	02/27/2023	Pitney Bowes	201.00
13714	02/09/2023	NM RHC	3,643.58
13716	02/09/2023	NMPSIA	17,395.50
13717	02/14/2023	NM Educational RetirementBoard	33,824.71
Total Number of Checks			54
			132,780.33

Fund Recap

Fund	Description	Check Count	Expensed Amount
11000	Operational Fund	51	89,731.82
24101	Title I - IASA	4	2,348.31
24106	IDEA-B Entitlement	4	1,444.80
24174	Carl Perkins Second. - Current	4	207.28
24189	SSAE Title IV	4	275.88
24308	CRRSA, ESSER II	4	7,279.54
24330	CRRSA, ESSER III	5	5,170.91
27407	Family Income Index	4	3,383.46
27502	Next Gen CTE	4	138.22
31200	Public School Capital Outlay	1	13,083.58
31400	Special Capital Outlay State	2	3,722.78
31600	Capital Improv. HB 33	1	1,078.87
31701	Capital Improv. SB9 Local	1	4,914.88
Total Number of Checks		54	132,780.33
Less Unpaid Tax Liability			.00
Net (Check Amount)			132,780.33

The preceding Checks have been issued in accordance with the District's Policy and authorization of the Board of Trustees. It is recommended that the preceding Checks be approved.

Bank Account 120MAIN - Wells Fargo Operating Account

Payment Id	Comment						
Check # 13641	11000	02/06/2023	Check Amt	10,366.90	Status Printed	ACES (001522/2)	
10553		Business Manager Services				11000- 2500- 54320- 0000- 512001- 0000- 00000	10,366.90
Check # 13642	11000	02/06/2023	Check Amt	644.27	Status Printed	Century Link (001355/1)	
624877725		Phone, Fax Service				11000- 2600- 54416- 0000- 512001- 0000- 00000	644.27
Check # 13643	11000	02/06/2023	Check Amt	1,293.00	Status Printed	Charter School Testing Svcs. (000307/1)	
2223087		Testing Services				11000- 2200- 55915- 0000- 512001- 0000- 00000	1,293.00
Check # 13644	11000	02/06/2023	Check Amt	25.86	Status Printed	Crystal Springs Bottled Water (000334/3)	
439273		Bottled Water				11000- 2400- 56118- 0000- 512001- 0000- 00000	12.93
448272		Bottled Water				11000- 2400- 56118- 0000- 512001- 0000- 00000	12.93
Check # 13645	11000	02/06/2023	Check Amt	2,693.75	Status Printed	DMH Law LLC (010169/1)	
159		FY23 Attorney Fees				11000- 2300- 53413- 0000- 512001- 0000- 00000	2,693.75
Check # 13646	31400	02/06/2023	Check Amt	3,556.45	Status Printed	Dry Fly Enterprises, Inc (010170/1)	
IN60020		Document Conversion				31400- 4000- 53414- 0000- 512001- 0000- 00000	3,556.45
Check # 13647	11000	02/06/2023	Check Amt	2,890.61	Status Printed	IBOSS, INC (010134/2)	
972856-107175		IBOSS Subscriptions				11000- 1000- 56113- 1010- 512001- 0000- 00000	2,890.61
Check # 13648	11000	02/06/2023	Check Amt	538.75	Status Printed	IISC - Education (010100/2)	
325245		Telephone System Notification System				11000- 2100- 55915- 0000- 512001- 0000- 00000	538.75
Check # 13649	11000	02/06/2023	Check Amt	628.18	Status Printed	Richard M. Romero Consulting (001407/1)	
1811		Lobbyist Services FY23				11000- 2300- 55915- 0000- 512001- 0000- 00000	628.18
Check # 13650	11000	02/06/2023	Check Amt	305.04	Status Printed	Siarza Social Digital LLC (010147/1)	
122743		Advertisement for Enrollment				11000- 2500- 55400- 0000- 512001- 0000- 00000	305.04
Check # 13651	11000	02/06/2023	Check Amt	349.84	Status Printed	Amazon.com (001361/1)	
14C1-YT6L-9R6J		Classroom Supplies				11000- 1000- 56118- 1010- 512001- 0000- 00000	192.79
1673-HY4R-1LYD		Staff Room Coffee maker				11000- 2400- 56118- 0000- 512001- 0000- 00000	69.99
1NVQ-JQJP-TQWN		Guitar Strings				11000- 1000- 56118- 1010- 512001- 0000- 00000	87.06
Check # 13652	11000	02/06/2023	Check Amt	49.20	Status Printed	Crystal Springs Bottled Water (000334/3)	
1101223078		Bottled Water				11000- 2400- 56118- 0000- 512001- 0000- 00000	19.60
1215227365		Bottled Water				11000- 2400- 56118- 0000- 512001- 0000- 00000	29.60
Check # 13653	11000	02/06/2023	Check Amt	131.47	Status Printed	EM3 Networks, LLC (010028/1)	
14823		Internet Services				11000- 0000- 46100- 0000- 512001- 0000- 00000	1,183.24
						11000- 2600- 54416- 0000- 512001- 0000- 00000	1,314.71
Check # 13654	11000	02/06/2023	Check Amt	813.42	Status Printed	New Mexico Gas Company (001288/1)	
20230119		Utilities - Gas				11000- 2600- 54412- 0000- 512001- 0000- 00000	813.42

Bank Account 120MAIN - Wells Fargo Operating Account

Payment Id	Comment						
Check # 13655	11000	02/06/2023	Check Amt	1,870.54	Status Printed	SRSNM, LLC (010125/5)	
19267		Cleaning Services				11000- 2600- 55915- 0000- 512001- 0000- 00000	1,870.54
Check # 13656	11000	02/06/2023	Check Amt	1,589.34	Status Printed	Wells Fargo Financial Leasing (000647/2)	
5023657879		Copy Machine Lease				11000- 2500- 54620- 0000- 512001- 0000- 00000	1,589.34
Check # 13657	11000	02/06/2023	Check Amt	12.30	Status Printed	Crystal Springs Bottled Water (000334/3)	
1115227928		Bottled Water				11000- 2400- 56118- 0000- 512001- 0000- 00000	12.30
Check # 13658	11000	02/06/2023	Check Amt	106.00	Status Printed	Follett Higher Edu. CNM Bookst ore # 402 MA 4026102 (000376/4)	
1163626		CNM / Book Fee				11000- 1000- 53711- 1010- 512001- 0000- 00000	106.00
* Break in sequence							
Check # 13662	11000	02/09/2023	Check Amt	200.00	Status Printed	EPARS TSA Consulting Group Inc (901000/1)	
20230110-REG		EPARS TSA Consulting Group Inc (901000/1) 01/10/2023				11000- - 23147- - - -	100.00
		(REG)					
20230125-REG		EPARS TSA Consulting Group Inc (901000/1) 01/25/2023				11000- - 23147- - - -	100.00
		(REG)					
Check # 13663	11000	02/10/2023	Check Amt	11.13	Status Printed	ABCWUA (001289/1)	
157413272910		Water Utilities				11000- 2600- 54415- 0000- 512001- 0000- 00000	11.13
Check # 13664	11000	02/10/2023	Check Amt	1,124.03	Status Printed	AJF Enterprise Inc (010154/1)	
10873		Security Services				11000- 2600- 55915- 0000- 512001- 0000- 00000	1,124.03
Check # 13665	11000	02/10/2023	Check Amt	47.92	Status Printed	Amazon.com (001361/1)	
1HDT-PR3F-6L6N		Classroom Supplies				11000- 1000- 56118- 1010- 512001- 0000- 00000	47.92
Check # 13666	11000	02/10/2023	Check Amt	1,739.49	Status Printed	CliftonLarsonAllen LLP (901009/2)	
3540466		Audit Services				11000- 2300- 53411- 0000- 512001- 0000- 00000	1,739.49
Check # 13667	11000	02/10/2023	Check Amt	581.25	Status Printed	LSG and Associates Inc (010013/1)	
6695		SLP				11000- 2100- 53212- 2000- 512001- 0000- 00000	581.25
Check # 13668	11000	02/10/2023	Check Amt	1,389.10	Status Printed	PNM (000528/1)	
20230123		Utilities - Electriciy				11000- 2600- 54411- 0000- 512001- 0000- 00000	1,389.10
Check # 13669	11000	02/10/2023	Check Amt	628.18	Status Printed	SG Consulting Services, LLC (001409/1)	
1001		Lobbyist Services FY23				11000- 2300- 55915- 0000- 512001- 0000- 00000	628.18
Check # 13670	11000	02/10/2023	Check Amt	50.00	Status Printed	TSA Consulting Group, Inc. (001363/1)	
90234		Section 403B Admin. Charges				11000- 2500- 55915- 0000- 512001- 0000- 00000	50.00
Check # 13671	11000	02/10/2023	Check Amt	145.61	Status Printed	Verizon Wireless (000658/1)	
9925894574		Cell Phone Services				11000- 2600- 54416- 0000- 512001- 0000- 00000	105.60
9925894574A		Hot Spots				24330- 2600- 54416- 0000- 512001- 0000- 00000	40.01

Selection Sorted by Check Number, Inv #, Include Address=No, (Org = 120, Source = N, Pay To = N, Payment Method = N, Starting Check Date = 2/1/2023, Ending Check Date = 2/28/2023, Summary? = N, Sort/Group 1 = , Sort/Group 2 =)



Bank Account 120MAIN - Wells Fargo Operating Account

Payment Id	Comment						
Check # 13672	11000	02/10/2023	Check Amt	768.75	Status Printed	ACES (001522/2)	
10350		SPED Consultant - Christina Baca				11000- 2100- 53211- 2000- 512001- 0000- 00000	768.75
Check # 13673	11000	02/10/2023	Check Amt	267.92	Status Printed	Arness, Tani (000696/1)	
74528638		Advertisement Reimbursement				11000- 2300- 55400- 0000- 512001- 0000- 00000	267.92
Check # 13674	11000	02/10/2023	Check Amt	2,413.60	Status Printed	Charter School Nursing (000847/1)	
12312018-547		Nurse Services				11000- 2100- 53414- 0000- 512001- 0000- 00000	2,413.60
* Break in sequence							
Check # 13679	11000	02/17/2023	Check Amt	434.46	Status Printed	ABCWUA (001289/1)	
505798281300		Water Utilities				11000- 2600- 54415- 0000- 512001- 0000- 00000	50.61
515173361782		Water Utilities				11000- 2600- 54415- 0000- 512001- 0000- 00000	383.85
Check # 13680	11000	02/17/2023	Check Amt	458.75	Status Printed	ACR LLC (001267/2)	
7378		STARS				11000- 2100- 55915- 0000- 512001- 0000- 00000	458.75
Check # 13681	11000	02/17/2023	Check Amt	579.60	Status Printed	Amazon.com (001361/1)	
1K91-GVQY-JCRG		Chromebook Chargers				11000- 1000- 56119- 1010- 512001- 0000- 00000	579.60
Check # 13682	11000	02/17/2023	Check Amt	2,095.68	Status Printed	Berry, Melanie (010063/1)	
20221216		Tuition Reimbursement (2 classes)				11000- 2500- 53330- 0000- 512001- 0000- 00000	2,095.68
Check # 13683	11000	02/17/2023	Check Amt	103.96	Status Printed	Century Link (001355/1)	
156B 20230128		Phone, Fax Service				11000- 2600- 54416- 0000- 512001- 0000- 00000	103.96
Check # 13684	11000	02/17/2023	Check Amt	117.12	Status Printed	Century Link (001355/1)	
272B 20230201		Phone, Fax Service				11000- 2600- 54416- 0000- 512001- 0000- 00000	117.12
Check # 13685	11000	02/17/2023	Check Amt	1,250.90	Status Printed	Cooperative Educational Services (000327/3)	
36-046731		Diagnostics				11000- 2100- 53211- 2000- 512001- 0000- 00000	1,250.90
Check # 13686	31400	02/17/2023	Check Amt	166.33	Status Printed	Dry Fly Enterprises, Inc (010170/1)	
IN60395		Document Conversion				31400- 4000- 53414- 0000- 512001- 0000- 00000	166.33
Check # 13687	11000	02/17/2023	Check Amt	7,500.00	Status Printed	Imagine Learning LLC (010163/1)	
863923		Subscription				11000- 1000- 56113- 1010- 512001- 0000- 00000	7,500.00
Check # 13688	11000	02/17/2023	Check Amt	225.00	Status Printed	ACES (001522/2)	
10630		SPED Consultant - Christina Baca				11000- 2100- 53211- 2000- 512001- 0000- 00000	225.00
Check # 13689	11000	02/20/2023	Check Amt	3,604.65	Status Printed	NM Taxation/Revenue Department (900003/1)	
20230110-REG		NM Taxation/Revenue Department (900003/1) 01/10/2023 (REG)				11000- - 23142- - - -	1,134.46
						24101- - 23142- - - -	49.84
						24106- - 23142- - - -	41.97
						24174- - 23142- - - -	7.19

Selection Sorted by Check Number, Inv #, Include Address=No, (Org = 120, Source = N, Pay To = N, Payment Method = N, Starting Check Date = 2/1/2023, Ending Check Date = 2/28/2023, Summary? = N, Sort/Group 1 = , Sort/Group 2 =)



Bank Account 120MAIN - Wells Fargo Operating Account

Payment Id	Comment								
Check # 13689	11000	02/20/2023	Check Amt	3,604.65	Status Printed	NM Taxation/Revenue Department (900003/1) - continued			
20230110-REG			NM Taxation/Revenue Department (900003/1) 01/10/2023 (REG)		24189-	- 23142-	-	-	9.56
					24308-	- 23142-	-	-	209.00
					24330-	- 23142-	-	-	126.74
					27407-	- 23142-	-	-	89.62
					27502-	- 23142-	-	-	4.79
20230125-REG			NM Taxation/Revenue Department (900003/1) 01/25/2023 (REG)		11000-	- 23142-	-	-	1,392.77
					24101-	- 23142-	-	-	49.84
					24106-	- 23142-	-	-	41.97
					24174-	- 23142-	-	-	7.19
					24189-	- 23142-	-	-	9.56
					24308-	- 23142-	-	-	209.00
					24330-	- 23142-	-	-	126.74
					27407-	- 23142-	-	-	89.62
					27502-	- 23142-	-	-	4.79

* Break in sequence

Check # 13693	11000	02/27/2023	Check Amt	1,124.03	Status Printed	AJF Enterprise Inc (010154/1)			
10899			Security Services		11000-	2600- 55915-	0000- 512001-	0000- 00000	1,124.03
Check # 13694	31200	02/27/2023	Check Amt	19,077.33	Status Printed	CCCS Education Foundation (001285/1)			
1153			Rent		31200-	4000- 54640-	0000- 512001-	0000- 00000	13,083.58
					31600-	4000- 54640-	0000- 512001-	0000- 00000	1,078.87
					31701-	4000- 54640-	0000- 512001-	0000- 00000	4,914.88
Check # 13695	11000	02/27/2023	Check Amt	644.27	Status Printed	Century Link (001355/1)			
629014902			Phone, Fax Servcie		11000-	2600- 54416-	0000- 512001-	0000- 00000	644.27
Check # 13696	11000	02/27/2023	Check Amt	214.44	Status Printed	Cooperative Educational Services (000327/3)			
36-046867			Diagnosticians		11000-	2100- 53211-	2000- 512001-	0000- 00000	214.44
Check # 13697	11000	02/27/2023	Check Amt	140.08	Status Printed	LaBarge Landscape (010003/1)			
44095			Landscaping Services		11000-	2600- 54312-	0000- 512001-	0000- 00000	140.08
Check # 13698	11000	02/27/2023	Check Amt	1,253.40	Status Printed	PNM (000528/1)			
20230220			Utilities - Electriciy		11000-	2600- 54411-	0000- 512001-	0000- 00000	1,253.40
Check # 13699	11000	02/27/2023	Check Amt	135.99	Status Printed	Sam's Club & Wal-mart (000935/1)			
P2980000R01V1Q1BL			Membership Renewal		11000-	2400- 53711-	0000- 512001-	0000- 00000	118.53
P9280000R01V1Q1BQ			Fruits and snacks for in person classes		11000-	3100- 56116-	0000- 512001-	0000- 00000	17.46

Selection Sorted by Check Number, Inv #, Include Address=No, (Org = 120, Source = N, Pay To = N, Payment Method = N, Starting Check Date = 2/1/2023, Ending Check Date = 2/28/2023, Summary? = N, Sort/Group 1 = , Sort/Group 2 =)



Bank Account 120MAIN - Wells Fargo Operating Account

Payment Id	Comment							
Check # 13700	11000	02/27/2023	Check Amt	1,357.65	Status Printed	Charter School Nursing (000847/1)		
12312018-538		Nurse Services				11000- 2100- 53414- 0000- 512001- 0000- 00000		1,357.65
Check # 13701	11000	02/27/2023	Check Amt	201.00	Status Printed	Pitney Bowes (000762/2)		
20230214		Postage and Postal Rental				11000- 2500- 56118- 0000- 512001- 0000- 00000		201.00
* Break in sequence								
Check # 13714	11000	02/09/2023	Check Amt	3,643.58	Status Printed	NM RHC (900006/1)		
20230110-REG		NM RHC (900006/1) 01/10/2023 (REG)				11000- - 23123- - - -		1,132.41
						24101- - 23123- - - -		89.60
						24106- - 23123- - - -		40.00
						24174- - 23123- - - -		6.69
						24189- - 23123- - - -		8.90
						24308- - 23123- - - -		208.35
						24330- - 23123- - - -		139.13
						27407- - 23123- - - -		103.70
						27502- - 23123- - - -		4.46
20230125-REG		NM RHC (900006/1) 01/25/2023 (REG)				11000- - 23123- - - -		1,309.51
						24101- - 23123- - - -		89.60
						24106- - 23123- - - -		40.00
						24174- - 23123- - - -		6.69
						24189- - 23123- - - -		8.90
						24308- - 23123- - - -		208.35
						24330- - 23123- - - -		139.13
						27407- - 23123- - - -		103.70
						27502- - 23123- - - -		4.46
* Break in sequence								
Check # 13716	11000	02/09/2023	Check Amt	17,395.50	Status Printed	NMPSIA (900001/1)		
20230110-REG		NMPSIA (900001/1) 01/10/2023 (REG)				11000- - 23125- - - -		5,311.24
						24101- - 23125- - - -		202.99
						24106- - 23125- - - -		269.10
						24174- - 23125- - - -		27.71
						24189- - 23125- - - -		36.93
						24308- - 23125- - - -		1,288.12
						24330- - 23125- - - -		1,008.07
						27407- - 23125- - - -		535.68
						27502- - 23125- - - -		18.50
20230125-REG		NMPSIA (900001/1) 01/25/2023 (REG)				11000- - 23125- - - -		5,305.75

Selection Sorted by Check Number, Inv #, Include Address=No, (Org = 120, Source = N, Pay To = N, Payment Method = N, Starting Check Date = 2/1/2023, Ending Check Date = 2/28/2023, Summary? = N, Sort/Group 1 = , Sort/Group 2 =)



Bank Account 120MAIN - Wells Fargo Operating Account

Payment Id	Comment								
Check # 13716	11000	02/09/2023	Check Amt	17,395.50	Status Printed	NMPSIA (900001/1) - continued			
20230125-REG	NMPSIA (900001/1) 01/25/2023 (REG)					24101-	- 23125-	- - -	202.98
						24106-	- 23125-	- - -	269.10
						24174-	- 23125-	- - -	27.71
						24189-	- 23125-	- - -	36.93
						24308-	- 23125-	- - -	1,288.12
						24330-	- 23125-	- - -	1,008.06
						27407-	- 23125-	- - -	535.68
						27502-	- 23125-	- - -	18.50
NMPSIA202301	NMPSIA Adj 2023 01					11000-	- 23125-	- - -	1.26
						11000- 1000- 52313- 2000- 512001- 1412- 00000			.02
						11000- 2100- 52311- 0000- 512001- 1217- 00000			.02
						11000- 2100- 52314- 0000- 512001- 1218- 00000			2.96
						11000- 2300- 52311- 0000- 512001- 1111- 00000			.02
						24106- 1000- 52313- 2000- 512001- 1412- 00000			.02
						24330-	- 23125-	- - -	.02-
						24330- 1000- 52311- 1010- 512001- 1411- 00000			.02
						24330- 1000- 52315- 1010- 512001- 1411- 00000			.01
						27407- 1000- 52311- 1010- 512001- 1711- 00000			.02
Check # 13717	11000	02/14/2023	Check Amt	33,824.71	Status Printed	NM Educational RetirementBoard (900005/1)			
20230110-REG	NM Educational RetirementBoard (900005/1) 01/10/2023 (REG)					11000-	- 23124-	- - -	10,512.77
						24101-	- 23124-	- - -	831.73
						24106-	- 23124-	- - -	371.32
						24174-	- 23124-	- - -	62.05
						24189-	- 23124-	- - -	82.55
						24308-	- 23124-	- - -	1,934.30
						24330-	- 23124-	- - -	1,291.51
						27407-	- 23124-	- - -	962.72
						27502-	- 23124-	- - -	41.36
20230125-REG	NM Educational RetirementBoard (900005/1) 01/25/2023 (REG)					11000-	- 23124-	- - -	12,156.86
						24101-	- 23124-	- - -	831.73
						24106-	- 23124-	- - -	371.32
						24174-	- 23124-	- - -	62.05
						24189-	- 23124-	- - -	82.55
						24308-	- 23124-	- - -	1,934.30

Selection Sorted by Check Number, Inv #, Include Address=No, (Org = 120, Source = N, Pay To = N, Payment Method = N, Starting Check Date = 2/1/2023, Ending Check Date = 2/28/2023, Summary? = N, Sort/Group 1 = , Sort/Group 2 =)



Bank Account 120MAIN - Wells Fargo Operating Account

Payment Id	Comment								
Check # 13717	11000	02/14/2023	Check Amt	33,824.71	Status Printed	NM Educational RetirementBoard (900005/1) - continued			
20230125-REG	NM Educational RetirementBoard (900005/1) 01/25/2023 (REG)			24330-	- 23124-	-	-	-	1,291.51
				27407-	- 23124-	-	-	-	962.72
				27502-	- 23124-	-	-	-	41.36
Number of Items	54			132,780.33	Totals for Org 2				

Bank Account 120MAIN - Wells Fargo Operating Account

2023 Org Recap

120 - Cesar Chavez Community

Check #	13641	through	ACH-00003206	Total Count	100	\$233,228.49
---------	-------	---------	--------------	-------------	-----	--------------

11000-11011*		89,731.82-
11000-23123	2,441.92	
11000-23124	22,669.63	
11000-23125	10,618.25	
11000-23142	2,527.23	
11000-23147	200.00	
11000-46100		1,183.24-
11000-52311	.04	
11000-52313	.02	
11000-52314	2.96	
11000-53211	2,459.09	
11000-53212	581.25	
11000-53330	2,095.68	
11000-53411	1,739.49	
11000-53413	2,693.75	
11000-53414	3,771.25	
11000-53711	224.53	
11000-54312	140.08	
11000-54320	10,366.90	
11000-54411	2,642.50	
11000-54412	813.42	
11000-54415	445.59	
11000-54416	2,929.93	
11000-54620	1,589.34	
11000-55400	572.96	
11000-55915	7,715.46	
11000-56113	10,390.61	
11000-56116	17.46	
11000-56118	686.12	
11000-56119	579.60	
Totals for Fund 11000	90,915.06	90,915.06-
24101-11011*		2,348.31-
24101-23123	179.20	

Selection Sorted by Check Number, Inv #, Include Address=No, (Org = 120, Source = N, Pay To = N, Payment Method = N, Starting Check Date = 2/1/2023, Ending Check Date = 2/28/2023, Summary? = N, Sort/Group 1 = , Sort/Group 2 =)



Bank Account 120MAIN - Wells Fargo Operating Account

2023 Org Recap (continued)

120 - Cesar Chavez Community

Check #	13641	through	ACH-00003206	Total Count	100	\$233,228.49	(continued)
---------	-------	---------	--------------	-------------	-----	--------------	-------------

24101-23124	1,663.46				
24101-23125	405.97				
24101-23142	99.68				
Totals for Fund 24101	2,348.31			2,348.31-	
24106-11011*				1,444.80-	
24106-23123	80.00				
24106-23124	742.64				
24106-23125	538.20				
24106-23142	83.94				
24106-52313	.02				
Totals for Fund 24106	1,444.80			1,444.80-	
24174-11011*				207.28-	
24174-23123	13.38				
24174-23124	124.10				
24174-23125	55.42				
24174-23142	14.38				
Totals for Fund 24174	207.28			207.28-	
24189-11011*				275.88-	
24189-23123	17.80				
24189-23124	165.10				
24189-23125	73.86				
24189-23142	19.12				
Totals for Fund 24189	275.88			275.88-	
24308-11011*				7,279.54-	
24308-23123	416.70				
24308-23124	3,868.60				
24308-23125	2,576.24				
24308-23142	418.00				
Totals for Fund 24308	7,279.54			7,279.54-	
24330-11011*				5,170.91-	
24330-23123	278.26				
24330-23124	2,583.02				

Selection Sorted by Check Number, Inv #, Include Address=No, (Org = 120, Source = N, Pay To = N, Payment Method = N, Starting Check Date = 2/1/2023, Ending Check Date = 2/28/2023, Summary? = N, Sort/Group 1 = , Sort/Group 2 =)



Bank Account 120MAIN - Wells Fargo Operating Account

2023 Org Recap (continued)

120 - Cesar Chavez Community

Check # 13641 through ACH-00003206 Total Count 100 \$233,228.49 (continued)

24330-23125	2,016.11	
24330-23142	253.48	
24330-52311	.02	
24330-52315	.01	
24330-54416	40.01	
Totals for Fund 24330	5,170.91	5,170.91-
27407-11011*		3,383.46-
27407-23123	207.40	
27407-23124	1,925.44	
27407-23125	1,071.36	
27407-23142	179.24	
27407-52311	.02	
Totals for Fund 27407	3,383.46	3,383.46-
27502-11011*		138.22-
27502-23123	8.92	
27502-23124	82.72	
27502-23125	37.00	
27502-23142	9.58	
Totals for Fund 27502	138.22	138.22-
31200-11011*		13,083.58-
31200-54640	13,083.58	
Totals for Fund 31200	13,083.58	13,083.58-
31400-11011*		3,722.78-
31400-53414	3,722.78	
Totals for Fund 31400	3,722.78	3,722.78-
31600-11011*		1,078.87-
31600-54640	1,078.87	
Totals for Fund 31600	1,078.87	1,078.87-
31701-11011*		4,914.88-
31701-54640	4,914.88	
Totals for Fund 31701	4,914.88	4,914.88-

Bank Account 120MAIN - Wells Fargo Operating Account

2023 Org Recap (continued)

Totals for Org 120	133,963.57	133,963.57-
Net change to Cash 11011		132,780.33- Credit

* denotes System Generated entry

Bank Account 120MAIN - Wells Fargo Operating Account

2023 Org Recap (continued)

Number of Items	54	132,780.33	Report Totals
------------------------	-----------	-------------------	----------------------

Finance Committee Documents

Balances through 02/28/2023					Fiscal Year 2022/23	
Funds- Func- Obj ct - Pr gm- Locat n- Jb Cl - Opt n l	Description	Adopted Budget	Revised Budget	Revenue	Account Balance	
Funds 11000 - Operational, Func 0000 - NoFunctionCode						
11000- 0000- 41701- 0000- 512001- 0000- 00000	Fees-Activities			30.00	30.00-	
11000- 0000- 41920- 0000- 512001- 0000- 00000	PrivContrbsDntn			864.00	864.00-	
11000- 0000- 41980- 0000- 512001- 0000- 00000	RefPriorYearExp			228.42	228.42-	
11000- 0000- 43101- 0000- 512001- 0000- 00000	StEqulzGuarantee	2,485,863.00	2,486,007.00	1,663,720.04	822,286.96	
11000- 0000- 46100- 0000- 512001- 0000- 00000	AccessBrdE-Rate	13,985.00	13,985.00	9,476.56	4,508.44	
Total for Funds 11000, Func 0000 and Revenue accounts		2,499,848.00	2,499,992.00	1,674,319.02	825,672.98	
Funds 21000 - Food Svcs, Func 0000 - NoFunctionCode						
21000- 0000- 44500- 0000- 512001- 0000- 00000	ResGtsFedThruSt	40,000.00	40,000.00	4,945.58	35,054.42	
Total for Funds 21000, Func 0000 and Revenue accounts		40,000.00	40,000.00	4,945.58	35,054.42	
Funds 23000 - Non-InstctSupp, Func 0000 - NoFunctionCode						
23000- 0000- 41920- 0000- 512001- 0000- 00000	PrivContrbsDntn			981.53	981.53-	
Total for Funds 23000, Func 0000 and Revenue accounts		.00	.00	981.53	981.53-	
Funds 24101 - Title I - IASA, Func 0000 - NoFunctionCode						
24101- 0000- 44500- 0000- 512001- 0000- 00000	ResGtsFedThruSt	95,851.00	95,851.00	35,983.97	59,867.03	
24101- 0000- 44504- 0000- 512001- 0000- 00000	Revenue			23,332.54	23,332.54-	
Total for Funds 24101, Func 0000 and Revenue accounts		95,851.00	95,851.00	59,316.51	36,534.49	
Funds 24106 - IDEABEntitlemnt, Func 0000 - NoFunctionCode						
24106- 0000- 44500- 0000- 512001- 0000- 00000	ResGtsFedThruSt	42,310.00	42,310.00	6,164.06	36,145.94	
24106- 0000- 44504- 0000- 512001- 0000- 00000	Revenue	4,044.00	4,044.00	26,349.89	22,305.89-	
Total for Funds 24106, Func 0000 and Revenue accounts		46,354.00	46,354.00	32,513.95	13,840.05	
Funds 24154 - TchPrinTrainRec, Func 0000 - NoFunctionCode						
24154- 0000- 44500- 0000- 512001- 0000- 00000	ResGtsFedThruSt	7,419.00	7,419.00		7,419.00	
24154- 0000- 44504- 0000- 512001- 0000- 00000	Revenue			18.72	18.72-	
Total for Funds 24154, Func 0000 and Revenue accounts		7,419.00	7,419.00	18.72	7,400.28	
Funds 24174 - CP-Second-Curr, Func 0000 - NoFunctionCode						
24174- 0000- 44500- 0000- 512001- 0000- 00000	ResGtsFedThruSt	7,529.00	7,529.00	2,773.00	4,756.00	
24174- 0000- 44504- 0000- 512001- 0000- 00000	Revenue			5,243.88	5,243.88-	
Total for Funds 24174, Func 0000 and Revenue accounts		7,529.00	7,529.00	8,016.88	487.88-	
Funds 24189 - SSAE Title IV, Func 0000 - NoFunctionCode						
24189- 0000- 44500- 0000- 512001- 0000- 00000	ResGtsFedThruSt	10,000.00	10,000.00	3,774.62	6,225.38	
24189- 0000- 44504- 0000- 512001- 0000- 00000	Revenue			4,317.89	4,317.89-	

Selection Grouped by Account Type, Filtered by User Permissions, (Org = 120, Online/Offline = N, Period = 8, UnPosted JEs? = N, Assets and Liabilities? = N, Restricted Accts? = Y, Funds = 1.8, Objct = 4, Obj Digits = 0, Page Break Lvl =)

Balances through 02/28/2023					Fiscal Year 2022/23	
Funds- Func- Obj ct - Pr gm- Locat n- JbCl - Opt nI	Description	Adopted Budget	Revised Budget	Revenue	Account Balance	
Total for Funds 24189, Func 0000 and Revenue accounts		10,000.00	10,000.00	8,092.51	1,907.49	
Funds 24301 - CARES Act, Func 0000 - NoFunctionCode						
24301- 0000- 44504- 0000- 512001- 0000- 00000	Revenue			1.50	1.50-	
Total for Funds 24301, Func 0000 and Revenue accounts		.00	.00	1.50	1.50-	
Funds 24308 - CRRSA, ESSER II, Func 0000 - NoFunctionCode						
24308- 0000- 44500- 0000- 512001- 0000- 00000	ResGtsFedThruSt	228,367.00	228,367.00		228,367.00	
24308- 0000- 44504- 0000- 512001- 0000- 00000	Revenue			15,917.86	15,917.86-	
Total for Funds 24308, Func 0000 and Revenue accounts		228,367.00	228,367.00	15,917.86	212,449.14	
Funds 24316 - Air Quality R2, Func 0000 - NoFunctionCode						
24316- 0000- 44504- 0000- 512001- 0000- 00000	Revenue			2,520.00	2,520.00-	
Total for Funds 24316, Func 0000 and Revenue accounts		.00	.00	2,520.00	2,520.00-	
Funds 24330 - ESSER III, Func 0000 - NoFunctionCode						
24330- 0000- 44500- 0000- 512001- 0000- 00000	ResGtsFedThruSt	371,587.00	371,587.00		371,587.00	
24330- 0000- 44504- 0000- 512001- 0000- 00000	Revenue			149,901.71	149,901.71-	
Total for Funds 24330, Func 0000 and Revenue accounts		371,587.00	371,587.00	149,901.71	221,685.29	
Funds 24346 - IDEA-ARP, Func 0000 - NoFunctionCode						
24346- 0000- 44500- 0000- 512001- 0000- 00000	ResGtsFedThruSt		12,193.00		12,193.00	
Total for Funds 24346, Func 0000 and Revenue accounts		.00	12,193.00	.00	12,193.00	
Funds 26207 - CNM Foundation, Func 0000 - NoFunctionCode						
26207- 0000- 41921- 0000- 512001- 0000- 00000	InstCategorical	500.00	500.00		500.00	
Total for Funds 26207, Func 0000 and Revenue accounts		500.00	500.00	.00	500.00	
Funds 27107 - 2012GOBondsSB66, Func 0000 - NoFunctionCode						
27107- 0000- 43204- 0000- 512001- 0000- 00000	PriorYearBalnce	6,317.00	6,317.00		6,317.00	
Total for Funds 27107, Func 0000 and Revenue accounts		6,317.00	6,317.00	.00	6,317.00	
Funds 27407 - FII, Func 0000 - NoFunctionCode						
27407- 0000- 43202- 0000- 512001- 0000- 00000	StFlowThruGrant	115,340.00	115,340.00		115,340.00	
27407- 0000- 43204- 0000- 512001- 0000- 00000	PriorYearBalnce			37,131.83	37,131.83-	
Total for Funds 27407, Func 0000 and Revenue accounts		115,340.00	115,340.00	37,131.83	78,208.17	
Funds 27502 - Next Gen CTE, Func 0000 - NoFunctionCode						
27502- 0000- 43202- 0000- 512001- 0000- 00000	StFlowThruGrant	7,285.00	7,285.00		7,285.00	
27502- 0000- 43204- 0000- 512001- 0000- 00000	PriorYearBalnce			7,247.67	7,247.67-	
Total for Funds 27502, Func 0000 and Revenue accounts		7,285.00	7,285.00	7,247.67	37.33	

Selection Grouped by Account Type, Filtered by User Permissions, (Org = 120, Online/Offline = N, Period = 8, UnPosted JEs? = N, Assets and Liabilities? = N, Restricted Accts? = Y, Funds = 1.8, Objct = 4, Obj Digits = 0, Page Break Lvl =)

Balances through 02/28/2023				Fiscal Year 2022/23	
Funds- Func- Obj ct - Pr gm- Locat n- Jb Cl - Opt nl	Description	Adopted Budget	Revised Budget	Revenue	Account Balance
Funds 28211 - Covid-19 Test., Func 0000 - NoFunctionCode					
28211- 0000- 43203- 0000- 512001- 0000- 00000	St.DirectGrants		73,078.00	4,200.20	68,877.80
Total for Funds 28211, Func 0000 and Revenue accounts		.00	73,078.00	4,200.20	68,877.80
Funds 31200 - PubSchCapOutlay, Func 0000 - NoFunctionCode					
31200- 0000- 43209- 0000- 512001- 0000- 00000	PSCOC Awards		157,003.00	156,440.50	562.50
Total for Funds 31200, Func 0000 and Revenue accounts		.00	157,003.00	156,440.50	562.50
Funds 31400 - SpcCapOutlaySt, Func 0000 - NoFunctionCode					
31400- 0000- 43204- 0000- 512001- 0000- 00000	PriorYearBalnce	210,151.00	303,391.00	59,935.90	243,455.10
Total for Funds 31400, Func 0000 and Revenue accounts		210,151.00	303,391.00	59,935.90	243,455.10
Funds 31600 - CapImprvmtsHB33, Func 0000 - NoFunctionCode					
31600- 0000- 41110- 0000- 512001- 0000- 00000	AdValoremTaxDst	151,870.00	151,870.00	100,361.17	51,508.83
Total for Funds 31600, Func 0000 and Revenue accounts		151,870.00	151,870.00	100,361.17	51,508.83
Funds 31700 - CapImprvmtsSB-9, Func 0000 - NoFunctionCode					
31700- 0000- 43204- 0000- 512001- 0000- 00000	PriorYearBalnce	6,059.00	6,059.00		6,059.00
Total for Funds 31700, Func 0000 and Revenue accounts		6,059.00	6,059.00	.00	6,059.00
Funds 31701 - CapImprvsSB9Loc, Func 0000 - NoFunctionCode					
31701- 0000- 41110- 0000- 512001- 0000- 00000	AdValoremTaxDst	78,443.00	78,443.00	50,830.55	27,612.45
Total for Funds 31701, Func 0000 and Revenue accounts		78,443.00	78,443.00	50,830.55	27,612.45
Total for Org 120 - Cesar Chavez Community		3,882,920.00	4,218,578.00	2,372,693.59	1,845,884.41

Balances through 02/28/2023						Fiscal Year 2022/23	
Funds- Func- Obj ct - Pr gm- Locat n- JbCl - Opt nl	Description	Adopted Budget	Revised Budget	Encumbered	Expenditure	Account Balance	
Funds 11000 - Operational, Func 1000 - Instruction							
11000- 1000- 51100- 0000- 512001- 1611- 00000	SalariesExpense,SubsSickL				84.00	84.00-	
11000- 1000- 51100- 1010- 512001- 1411- 00000	SalariesExpense,Teachers	293,776.00	293,776.00	104,249.45	135,193.47	54,333.08	
11000- 1000- 51100- 1010- 512001- 1711- 00000	SalariesExpense,InstAsst1			5,807.12	7,365.84	13,172.96-	
11000- 1000- 51100- 2000- 512001- 1412- 00000	SalariesExpense,Teachers	176,524.00	176,524.00	88,504.02	103,961.04	15,941.06-	
11000- 1000- 51300- 1010- 512001- 1411- 00000	AddtnlCompenstn, Teachers	28,337.00	28,337.00	8,422.59	9,528.96	10,385.45	
11000- 1000- 51300- 1010- 512001- 1711- 00000	AddtnlCompenstn,InstAsst1	8,000.00	8,000.00	4,812.61	5,687.63	2,500.24-	
11000- 1000- 51300- 4010- 512001- 1416- 00000	AddtnlCompenstn, TeachersO	5,000.00	5,000.00			5,000.00	
11000- 1000- 51300- 4040- 512001- 1411- 00000	AddtnlCompenstn, Teachers	21,000.00	21,000.00			21,000.00	
11000- 1000- 51300- 9000- 512001- 1411- 00000	AddtnlCompenstn, Teachers	825.00	825.00			825.00	
11000- 1000- 52111- 0000- 512001- 1611- 00000	EducRetirement				14.40	14.40-	
11000- 1000- 52111- 1010- 512001- 1411- 00000	EducRetirement	51,788.00	51,788.00	19,323.13	24,819.76	7,645.11	
11000- 1000- 52111- 1010- 512001- 1711- 00000	EducRetirement	1,361.00	1,361.00	1,821.27	2,238.64	2,698.91-	
11000- 1000- 52111- 2000- 512001- 1412- 00000	EducRetirement	30,246.00	30,246.00	15,178.46	17,829.31	2,761.77-	
11000- 1000- 52111- 4010- 512001- 1416- 00000	EducRetirement	858.00	858.00			858.00	
11000- 1000- 52111- 4040- 512001- 1411- 00000	EducRetirement	3,602.00	3,602.00			3,602.00	
11000- 1000- 52111- 9000- 512001- 1411- 00000	EducRetirement	143.00	143.00			143.00	
11000- 1000- 52112- 0000- 512001- 1611- 00000	ERARetireeHlth				1.68	1.68-	
11000- 1000- 52112- 1010- 512001- 1411- 00000	ERARetireeHlth	6,040.00	6,040.00	2,253.29	2,894.31	892.40	
11000- 1000- 52112- 1010- 512001- 1711- 00000	ERARetireeHlth	160.00	160.00	212.30	260.98	313.28-	
11000- 1000- 52112- 2000- 512001- 1412- 00000	ERARetireeHlth	3,531.00	3,531.00	1,770.12	2,079.26	318.38-	
11000- 1000- 52112- 4010- 512001- 1416- 00000	ERARetireeHlth	100.00	100.00			100.00	
11000- 1000- 52112- 4040- 512001- 1411- 00000	ERARetireeHlth	420.00	420.00			420.00	
11000- 1000- 52112- 9000- 512001- 1411- 00000	ERARetireeHlth	17.00	17.00			17.00	
11000- 1000- 52210- 0000- 512001- 1611- 00000	FICA Payments				5.21	5.21-	
11000- 1000- 52210- 1010- 512001- 1411- 00000	FICA Payments	19,973.00	19,973.00	6,711.61	8,573.58	4,687.81	
11000- 1000- 52210- 1010- 512001- 1711- 00000	FICA Payments	496.00	496.00	639.87	786.43	930.30-	
11000- 1000- 52210- 2000- 512001- 1412- 00000	FICA Payments	10,946.00	10,946.00	5,211.58	6,124.71	390.29-	
11000- 1000- 52210- 4010- 512001- 1416- 00000	FICA Payments	310.00	310.00			310.00	
11000- 1000- 52210- 4040- 512001- 1411- 00000	FICA Payments	1,302.00	1,302.00			1,302.00	
11000- 1000- 52210- 9000- 512001- 1411- 00000	FICA Payments	53.00	53.00			53.00	
11000- 1000- 52220- 0000- 512001- 1611- 00000	MedicarePaymnts				1.21	1.21-	
11000- 1000- 52220- 1010- 512001- 1411- 00000	MedicarePaymnts	4,674.00	4,674.00	1,569.75	2,005.14	1,099.11	
11000- 1000- 52220- 1010- 512001- 1711- 00000	MedicarePaymnts	118.00	118.00	149.82	184.07	215.89-	
11000- 1000- 52220- 2000- 512001- 1412- 00000	MedicarePaymnts	2,561.00	2,561.00	1,218.91	1,432.44	90.35-	
11000- 1000- 52220- 4010- 512001- 1416- 00000	MedicarePaymnts	74.00	74.00			74.00	
11000- 1000- 52220- 4040- 512001- 1411- 00000	MedicarePaymnts	305.00	305.00			305.00	

Selection Grouped by Account Type, Filtered by User Permissions, (Org = 120, Online/Offline = N, Period = 8, UnPosted JEs? = N, Assets and Liabilities? = N, Restricted Accts? = Y, Funds = 1.8, Objct = 5, Obj Digits = 0, Page Break Lvl =)

Balances through 02/28/2023						Fiscal Year 2022/23	
Funds- Func- Obj ct - Pr gm- Locat n- JbCl - Opt nl	Description	Adopted Budget	Revised Budget	Encumbered	Expenditure	Account Balance	
Funds 11000 - Operational, Func 1000 - Instruction (continued)							
11000- 1000- 52220- 9000- 512001- 1411- 00000	MedicarePaymnts	12.00	12.00			12.00	
11000- 1000- 52311- 0000- 512001- 1611- 00000	Hth&MedPremiums	9,567.00	9,567.00			9,567.00	
11000- 1000- 52311- 1010- 512001- 1411- 00000	Hth&MedPremiums	37,267.00	37,267.00	9,478.79	13,903.53	13,884.68	
11000- 1000- 52311- 1010- 512001- 1711- 00000	Hth&MedPremiums	1,196.00	1,196.00	650.10	801.15	255.25-	
11000- 1000- 52311- 2000- 512001- 1412- 00000	Hth&MedPremiums	23,736.00	23,736.00	9,871.62	11,499.14	2,365.24	
11000- 1000- 52312- 1010- 512001- 1411- 00000	Life	233.00	233.00	44.19	57.81	131.00	
11000- 1000- 52312- 1010- 512001- 1711- 00000	Life	8.00	8.00	5.06	6.26	3.32-	
11000- 1000- 52312- 2000- 512001- 1412- 00000	Life	84.00	84.00	36.30	43.94	3.76	
11000- 1000- 52313- 0000- 512001- 1611- 00000	Dental	360.00	360.00			360.00	
11000- 1000- 52313- 1010- 512001- 1411- 00000	Dental	2,288.00	2,288.00	716.31	967.53	604.16	
11000- 1000- 52313- 1010- 512001- 1711- 00000	Dental	65.00	65.00	38.50	47.61	21.11-	
11000- 1000- 52313- 2000- 512001- 1412- 00000	Dental	930.00	930.00	424.38	484.49	21.13	
11000- 1000- 52314- 0000- 512001- 1611- 00000	Vision	119.00	119.00			119.00	
11000- 1000- 52314- 1010- 512001- 1411- 00000	Vision	355.00	355.00	119.99	157.01	78.00	
11000- 1000- 52314- 1010- 512001- 1711- 00000	Vision	13.00	13.00	8.47	10.46	5.93-	
11000- 1000- 52314- 2000- 512001- 1412- 00000	Vision	233.00	233.00	76.45	92.62	63.93	
11000- 1000- 52315- 0000- 512001- 1611- 00000	Disability	336.00	336.00			336.00	
11000- 1000- 52315- 1010- 512001- 1411- 00000	Disability	197.00	197.00		32.82	164.18	
11000- 1000- 52315- 1010- 512001- 1711- 00000	Disability	18.00	18.00	23.60	26.79	32.39-	
11000- 1000- 52315- 2000- 512001- 1412- 00000	Disability	336.00	336.00	151.25	192.50	7.75-	
11000- 1000- 52500- 0000- 512001- 1611- 00000	UnemploymntComp				.22	.22-	
11000- 1000- 52500- 1010- 512001- 1411- 00000	UnemploymntComp	388.00	388.00	167.20	137.37	83.43	
11000- 1000- 52500- 1010- 512001- 1711- 00000	UnemploymntComp	14.00	14.00	34.98	23.33	44.31-	
11000- 1000- 52500- 2000- 512001- 1412- 00000	UnemploymntComp	140.00	140.00	132.92	200.99	193.91-	
11000- 1000- 52710- 1010- 512001- 1411- 00000	WorkersCompPrem	4,006.00	4,006.00		3,704.00	302.00	
11000- 1000- 52710- 2000- 512001- 1412- 00000	WorkersCompPrem	2,407.00	2,407.00		2,407.00		
11000- 1000- 52720- 1010- 512001- 1411- 00000	WorkrsCompERFee	41.00	41.00	14.06	16.36	10.58	
11000- 1000- 52720- 1010- 512001- 1711- 00000	WorkrsCompERFee	2.00	2.00	1.62	1.68	1.30-	
11000- 1000- 52720- 2000- 512001- 1412- 00000	WorkrsCompERFee	15.00	15.00	11.50	11.42	7.92-	
11000- 1000- 53330- 1010- 512001- 0000- 00000	ProfessDevelop			68.25	551.63	619.88-	
11000- 1000- 53414- 1010- 512001- 0000- 00000	OthProfTechSvcs			2.49		2.49-	
11000- 1000- 53711- 1010- 512001- 0000- 00000	Other Charges	1,650.00	1,650.00	2,026.37	146.63	523.00-	
11000- 1000- 54320- 1010- 512001- 0000- 00000	Tech-R&M	2,037.00	2,037.00			2,037.00	
11000- 1000- 54610- 1010- 512001- 0000- 00000	RentLandBldngs	2,000.00	2,000.00	2,000.00			
11000- 1000- 55819- 1010- 512001- 0000- 00000	EmpTravTeachers	250.00	250.00			250.00	
11000- 1000- 55915- 1010- 512001- 0000- 00000	OthContractSvcs	22,250.00	22,250.00	5,000.00	3,000.00	14,250.00	

Selection Grouped by Account Type, Filtered by User Permissions, (Org = 120, Online/Offline = N, Period = 8, UnPosted JEs? = N, Assets and Liabilities? = N, Restricted Accts? = Y, Funds = 1.8, Objct = 5, Obj Digits = 0, Page Break Lvl =)

Balances through 02/28/2023						Fiscal Year 2022/23
Funds- Func- Obj ct - Pr gm- Locat n- JbCl - Opt nl	Description	Adopted Budget	Revised Budget	Encumbered	Expenditure	Account Balance
Funds 11000 - Operational, Func 1000 - Instruction (continued)						
11000- 1000- 56105- 1010- 512001- 0000- 00000	InstMats-Opr	1,500.00	1,500.00			1,500.00
11000- 1000- 56105- 3000- 512001- 0000- 00000	InstMats-Opr	1,450.00	1,450.00			1,450.00
11000- 1000- 56106- 1010- 512001- 0000- 00000	OthClassMats-Op	25,849.00	25,849.00			25,849.00
11000- 1000- 56112- 1010- 512001- 0000- 00000	Other Textbooks			13,743.31	5,290.10	19,033.41-
11000- 1000- 56113- 1010- 512001- 0000- 00000	Software	12,000.00	12,000.00	2,040.00	17,715.46	7,755.46-
11000- 1000- 56118- 1010- 512001- 0000- 00000	GenSuppliesMats	16,000.00	16,144.00	1,447.61	613.02	14,083.37
11000- 1000- 56119- 1010- 512001- 0000- 00000	SupplAssets<\$5k	500.00	500.00	20.20	922.48	442.68-
Total for Func 1000 and Expense accounts		842,392.00	842,536.00	316,211.42	394,137.42	132,187.16
Funds 11000 - Operational, Func 2100 - SuppSvcsStudnts						
11000- 2100- 51100- 0000- 512001- 1217- 00000	SalariesExpense,SecClerTe	47,500.00	47,500.00	18,000.00	30,000.00	500.00-
11000- 2100- 51100- 0000- 512001- 1218- 00000	SalariesExpense,SchlStude	116,800.00	116,800.00	44,250.03	74,562.55	2,012.58-
11000- 2100- 51100- 4025- 512001- 1214- 00000	SalariesExpense,Couns-Soc	129,700.00	129,700.00	24,249.08	57,282.01	48,168.91
11000- 2100- 51100- 4025- 512001- 1218- 00000	SalariesExpense,SchlStude	65,000.00	65,000.00	24,375.06	37,916.76	2,708.18
11000- 2100- 52111- 0000- 512001- 1217- 00000	EducRetirement	8,147.00	8,147.00	3,087.00	5,145.00	85.00-
11000- 2100- 52111- 0000- 512001- 1218- 00000	EducRetirement	20,032.00	20,032.00	7,588.89	12,787.49	344.38-
11000- 2100- 52111- 4025- 512001- 1214- 00000	EducRetirement	22,244.00	22,244.00	4,158.68	9,823.82	8,261.50
11000- 2100- 52111- 4025- 512001- 1218- 00000	EducRetirement	11,149.00	11,149.00	4,180.32	6,502.72	465.96
11000- 2100- 52112- 0000- 512001- 1217- 00000	ERARetireeHlth	950.00	950.00	360.00	600.00	10.00-
11000- 2100- 52112- 0000- 512001- 1218- 00000	ERARetireeHlth	2,336.00	2,336.00	884.97	1,491.20	40.17-
11000- 2100- 52112- 4025- 512001- 1214- 00000	ERARetireeHlth	2,594.00	2,594.00	484.99	1,145.70	963.31
11000- 2100- 52112- 4025- 512001- 1218- 00000	ERARetireeHlth	1,300.00	1,300.00	487.53	758.38	54.09
11000- 2100- 52210- 0000- 512001- 1217- 00000	FICA Payments	2,945.00	2,945.00	1,054.89	1,759.23	130.88
11000- 2100- 52210- 0000- 512001- 1218- 00000	FICA Payments	7,242.00	7,242.00	2,510.46	4,236.97	494.57
11000- 2100- 52210- 4025- 512001- 1214- 00000	FICA Payments	8,042.00	8,042.00	1,413.28	3,374.62	3,254.10
11000- 2100- 52210- 4025- 512001- 1218- 00000	FICA Payments	4,030.00	4,030.00	1,458.45	2,280.26	291.29
11000- 2100- 52220- 0000- 512001- 1217- 00000	MedicarePaymnts	689.00	689.00	246.69	411.42	30.89
11000- 2100- 52220- 0000- 512001- 1218- 00000	MedicarePaymnts	1,695.00	1,695.00	587.07	990.85	117.08
11000- 2100- 52220- 4025- 512001- 1214- 00000	MedicarePaymnts	1,881.00	1,881.00	330.55	789.24	761.21
11000- 2100- 52220- 4025- 512001- 1218- 00000	MedicarePaymnts	943.00	943.00	341.10	533.29	68.61
11000- 2100- 52311- 0000- 512001- 1217- 00000	Hth&MedPremiums	5,845.00	5,845.00	2,191.59	3,611.40	42.01
11000- 2100- 52311- 0000- 512001- 1218- 00000	Hth&MedPremiums	22,427.00	22,427.00	8,404.02	13,921.77	101.21
11000- 2100- 52311- 4025- 512001- 1214- 00000	Hth&MedPremiums	21,840.00	21,840.00	3,312.54	6,671.19	11,856.27
11000- 2100- 52311- 4025- 512001- 1218- 00000	Hth&MedPremiums	5,032.00	5,032.00	1,879.02	2,575.57	577.41
11000- 2100- 52312- 0000- 512001- 1217- 00000	Life	57.00	57.00	11.88	19.80	25.32
11000- 2100- 52312- 0000- 512001- 1218- 00000	Life	114.00	114.00	23.76	40.00	50.24
11000- 2100- 52312- 4025- 512001- 1214- 00000	Life	114.00	114.00	14.52	30.36	69.12
Selection Grouped by Account Type, Filtered by User Permissions, (Org = 120, Online/Offline = N, Period = 8, UnPosted JEs? = N, Assets and Liabilities? = N, Restricted Accts? = Y, Funds = 1.8, Objct = 5, Obj Digits = 0, Page Break Lvl =)						SCHOOLABILITY

Balances through 02/28/2023						Fiscal Year 2022/23	
Funds- Func- Obj ct - Pr gm- Locat n- JbCl - Opt nl	Description	Adopted Budget	Revised Budget	Encumbered	Expenditure	Account Balance	
Funds 11000 - Operational, Func 2100 - SuppSvcsStudnts (continued)							
11000- 2100- 52312- 4025- 512001- 1218- 00000	Life	57.00	57.00	11.88	15.84	29.28	
11000- 2100- 52313- 0000- 512001- 1217- 00000	Dental	241.00	241.00	90.09	150.15	.76	
11000- 2100- 52313- 0000- 512001- 1218- 00000	Dental	840.00	840.00	314.55	527.25	1.80-	
11000- 2100- 52313- 4025- 512001- 1214- 00000	Dental	818.00	818.00	55.11	270.20	492.69	
11000- 2100- 52313- 4025- 512001- 1218- 00000	Dental	242.00	242.00	90.09	134.42	17.49	
11000- 2100- 52314- 0000- 512001- 1217- 00000	Vision	53.00	53.00	19.71	32.85	.44	
11000- 2100- 52314- 0000- 512001- 1218- 00000	Vision	106.00	106.00	52.74	75.24	21.98-	
11000- 2100- 52314- 4025- 512001- 1214- 00000	Vision	208.00	208.00	24.09	56.81	127.10	
11000- 2100- 52314- 4025- 512001- 1218- 00000	Vision	53.00	53.00	19.71	29.41	3.88	
11000- 2100- 52315- 0000- 512001- 1218- 00000	Disability	155.00	155.00	63.95	100.45	9.40-	
11000- 2100- 52315- 4025- 512001- 1214- 00000	Disability	539.00	539.00	119.79	186.78	232.43	
11000- 2100- 52500- 0000- 512001- 1217- 00000	UnemploymntComp	95.00	95.00	59.40	41.80	6.20-	
11000- 2100- 52500- 0000- 512001- 1218- 00000	UnemploymntComp	190.00	190.00	109.55	89.40	8.95-	
11000- 2100- 52500- 4025- 512001- 1214- 00000	UnemploymntComp	190.00	190.00	79.97	109.32	.71	
11000- 2100- 52500- 4025- 512001- 1218- 00000	UnemploymntComp	96.00	96.00	58.97	35.76	1.27	
11000- 2100- 52710- 0000- 512001- 1217- 00000	WorkersCompPrem	648.00	648.00		648.00		
11000- 2100- 52710- 0000- 512001- 1218- 00000	WorkersCompPrem	1,593.00	1,593.00		1,593.00		
11000- 2100- 52710- 4025- 512001- 1214- 00000	WorkersCompPrem	1,769.00	1,769.00		1,769.00		
11000- 2100- 52710- 4025- 512001- 1218- 00000	WorkersCompPrem	887.00	887.00		887.00		
11000- 2100- 52720- 0000- 512001- 1217- 00000	WorkrsCompERFee	10.00	10.00	4.60	4.60	.80	
11000- 2100- 52720- 0000- 512001- 1218- 00000	WorkrsCompERFee	20.00	20.00	9.20	9.20	1.60	
11000- 2100- 52720- 4025- 512001- 1214- 00000	WorkrsCompERFee	20.00	20.00	4.60	9.20	6.20	
11000- 2100- 52720- 4025- 512001- 1218- 00000	WorkrsCompERFee	10.00	10.00	4.60	4.60	.80	
11000- 2100- 53211- 2000- 512001- 0000- 00000	DiagsContracted	22,000.00	22,000.00	27,187.87	10,812.13	16,000.00-	
11000- 2100- 53212- 2000- 512001- 0000- 00000	SpeechThrpsCont	9,000.00	9,000.00	4,106.25	4,893.75		
11000- 2100- 53213- 2000- 512001- 0000- 00000	OccThrpstCont	4,000.00	4,000.00	4,000.00			
11000- 2100- 53215- 2000- 512001- 0000- 00000	PsychologtsCont	20,000.00	20,000.00	1,700.00	300.00	18,000.00	
11000- 2100- 53217- 2000- 512001- 0000- 00000	IntrpretersCont			500.00		500.00-	
11000- 2100- 53330- 0000- 512001- 0000- 00000	ProfessDevelop				130.00	130.00-	
11000- 2100- 53414- 0000- 512001- 0000- 00000	OthProfTechSvcs			32,217.17	12,900.83	45,118.00-	
11000- 2100- 54320- 0000- 512001- 0000- 00000	Tech-R&M	20,118.00	20,118.00			20,118.00	
11000- 2100- 55915- 0000- 512001- 0000- 00000	OthContractSvcs	3,776.00	3,776.00	547.73	3,291.25	62.98-	
11000- 2100- 56113- 0000- 512001- 0000- 00000	Software	25,000.00	25,000.00		3,098.64	21,901.36	
11000- 2100- 56118- 0000- 512001- 0000- 00000	GenSuppliesMats	1,000.00	1,000.00	459.14	340.86	200.00	
11000- 2100- 56118- 2000- 512001- 0000- 00000	GenSuppliesMats	200.00	200.00	2.22	80.73	117.05	
Total for Func 2100 and Expense accounts		624,582.00	624,582.00	227,799.35	321,890.07	74,892.58	

Selection Grouped by Account Type, Filtered by User Permissions, (Org = 120, Online/Offline = N, Period = 8, UnPosted JEs? = N, Assets and Liabilities? = N, Restricted Accts? = Y, Funds = 1.8, Objct = 5, Obj Digits = 0, Page Break Lvl =)

Balances through 02/28/2023						Fiscal Year 2022/23
Funds- Func- Obj ct - Pr gm- Locat n- Jb Cl - Opt nl	Description	Adopted Budget	Revised Budget	Encumbered	Expenditure	Account Balance
Funds 11000 - Operational, Func 2200 - Suppt Svcs Inst						
11000- 2200- 53330- 0000- 512001- 0000- 00000	ProfessDevelop	1,000.00	1,000.00			1,000.00
11000- 2200- 55915- 0000- 512001- 0000- 00000	OthContractSvcs	10,000.00	10,000.00	3,569.00	7,758.00	1,327.00-
11000- 2200- 56113- 0000- 512001- 0000- 00000	Software	4,000.00	4,000.00	5,344.95		1,344.95-
11000- 2200- 56118- 0000- 512001- 0000- 00000	GenSuppliesMats	1,852.00	1,852.00	3,036.79	311.50	1,496.29-
Total for Func 2200 and Expense accounts		16,852.00	16,852.00	11,950.74	8,069.50	3,168.24-
Funds 11000 - Operational, Func 2300 - SupptSvcs-Admin						
11000- 2300- 51100- 0000- 512001- 1111- 00000	SalariesExpense,Superinte	105,824.00	105,824.00	39,684.06	66,140.10	.16-
11000- 2300- 52111- 0000- 512001- 1111- 00000	EducRetirement	18,149.00	18,149.00	6,805.80	11,343.00	.20
11000- 2300- 52112- 0000- 512001- 1111- 00000	ERARetireeHlth	2,117.00	2,117.00	793.62	1,322.70	.68
11000- 2300- 52210- 0000- 512001- 1111- 00000	FICA Payments	6,562.00	6,562.00	2,403.72	4,007.25	151.03
11000- 2300- 52220- 0000- 512001- 1111- 00000	MedicarePaymnts	1,535.00	1,535.00	562.14	937.14	35.72
11000- 2300- 52311- 0000- 512001- 1111- 00000	Hth&MedPremiums	5,377.00	5,377.00	2,070.72	3,412.23	105.95-
11000- 2300- 52312- 0000- 512001- 1111- 00000	Life	52.00	52.00	11.25	18.75	22.00
11000- 2300- 52313- 0000- 512001- 1111- 00000	Dental	111.00	111.00	42.57	70.95	2.52-
11000- 2300- 52314- 0000- 512001- 1111- 00000	Vision	49.00	49.00	18.63	31.05	.68-
11000- 2300- 52500- 0000- 512001- 1111- 00000	UnemploymntComp	88.00	88.00	31.28	58.20	1.48-
11000- 2300- 52710- 0000- 512001- 1111- 00000	WorkersCompPrem	1,443.00	1,443.00		1,443.00	
11000- 2300- 52720- 0000- 512001- 1111- 00000	WorkrsCompERFee	9.00	9.00	4.34	4.34	.32
11000- 2300- 53330- 0000- 512001- 0000- 00000	ProfessDevelop			150.00	200.00	350.00-
11000- 2300- 53411- 0000- 512001- 0000- 00000	Auditing	15,858.00	15,858.00	.50	18,117.49	2,259.99-
11000- 2300- 53413- 0000- 512001- 0000- 00000	Legal	25,000.00	25,000.00	8,834.37	16,165.63	
11000- 2300- 53711- 0000- 512001- 0000- 00000	Other Charges	200.00	200.00			200.00
11000- 2300- 55400- 0000- 512001- 0000- 00000	Advertising	10,000.00	10,000.00	4,046.28	699.46	5,254.26
11000- 2300- 55812- 0000- 512001- 0000- 00000	Board Training	1,000.00	1,000.00			1,000.00
11000- 2300- 55915- 0000- 512001- 0000- 00000	OthContractSvcs	8,650.00	8,650.00	5,668.64	3,949.11	967.75-
Total for Func 2300 and Expense accounts		202,024.00	202,024.00	71,127.92	127,920.40	2,975.68
Funds 11000 - Operational, Func 2400 - SupSvcsSchAdmin						
11000- 2400- 51100- 0000- 512001- 1217- 00000	SalariesExpense,SecClerTe	38,000.00	38,000.00	14,625.00	24,375.00	1,000.00-
11000- 2400- 51300- 0000- 512001- 1217- 00000	AddtnlCompenstn,SecClerTe	5,125.00	5,125.00	937.53	1,562.55	2,624.92
11000- 2400- 52111- 0000- 512001- 1217- 00000	EducRetirement	7,398.00	7,398.00	2,669.04	4,448.40	280.56
11000- 2400- 52112- 0000- 512001- 1217- 00000	ERARetireeHlth	863.00	863.00	311.22	518.70	33.08
11000- 2400- 52210- 0000- 512001- 1217- 00000	FICA Payments	2,676.00	2,676.00	956.52	1,594.20	125.28
11000- 2400- 52220- 0000- 512001- 1217- 00000	MedicarePaymnts	627.00	627.00	223.74	372.90	30.36
11000- 2400- 52312- 0000- 512001- 1217- 00000	Life	57.00	57.00	11.88	19.80	25.32
11000- 2400- 52313- 0000- 512001- 1217- 00000	Dental	719.00	719.00	269.46	449.10	.44
11000- 2400- 52314- 0000- 512001- 1217- 00000	Vision	119.00	119.00	44.55	74.25	.20

Selection Grouped by Account Type, Filtered by User Permissions, (Org = 120, Online/Offline = N, Period = 8, UnPosted JEs? = N, Assets and Liabilities? = N, Restricted Accts? = Y, Funds = 1.8, Objct = 5, Obj Digits = 0, Page Break Lvl =)

Balances through 02/28/2023						Fiscal Year 2022/23
Funds- Func- Obj ct - Pr gm- Locat n- JbCl - Opt nl	Description	Adopted Budget	Revised Budget	Encumbered	Expenditure	Account Balance
Funds 11000 - Operational, Func 2400 - SupSvcsSchAdmin (continued)						
11000- 2400- 52500- 0000- 512001- 1217- 00000	UnemploymntComp	95.00	95.00	51.30	36.95	6.75
11000- 2400- 52710- 0000- 512001- 1217- 00000	WorkersCompPrem	518.00	518.00		518.00	
11000- 2400- 52720- 0000- 512001- 1217- 00000	WorkrsCompERFee	10.00	10.00	4.60	4.60	.80
11000- 2400- 53330- 0000- 512001- 0000- 00000	ProfessDevelop			320.00	150.00	470.00-
11000- 2400- 53414- 0000- 512001- 0000- 00000	OthProfTechSvcs			9,158.80		9,158.80-
11000- 2400- 53711- 0000- 512001- 0000- 00000	Other Charges	100.00	100.00	88.00	118.53	106.53-
11000- 2400- 54311- 0000- 512001- 0000- 00000	MntRepFrnFixEqp			58.35	749.48	807.83-
11000- 2400- 55813- 0000- 512001- 0000- 00000	EmpTravNonTeach	1,000.00	1,000.00	60.03		939.97
11000- 2400- 55915- 0000- 512001- 0000- 00000	OthContractSvcs	800.00	800.00	992.00		192.00-
11000- 2400- 56113- 0000- 512001- 0000- 00000	Software			2.59		2.59-
11000- 2400- 56118- 0000- 512001- 0000- 00000	GenSuppliesMats	6,512.00	6,512.00	5,088.66	312.21	1,111.13
Total for Func 2400 and Expense accounts		64,619.00	64,619.00	35,873.27	35,304.67	6,558.94-
Funds 11000 - Operational, Func 2500 - Central Svcs						
11000- 2500- 53330- 0000- 512001- 0000- 00000	ProfessDevelop	3,000.00	2,500.00		2,095.68	404.32
11000- 2500- 53414- 0000- 512001- 0000- 00000	OthProfTechSvcs				10,366.90	10,366.90-
11000- 2500- 53711- 0000- 512001- 0000- 00000	Other Charges	298.00	298.00	298.00	88.00	88.00-
11000- 2500- 54320- 0000- 512001- 0000- 00000	Tech-R&M	164,547.00	164,547.00	69,247.26	87,516.40	7,783.34
11000- 2500- 54620- 0000- 512001- 0000- 00000	RentlEquipVehcl	19,659.00	19,659.00	6,730.93	12,921.87	6.20
11000- 2500- 55400- 0000- 512001- 0000- 00000	Advertising	7,000.00	7,000.00	8,754.76	15,599.04	17,353.80-
11000- 2500- 55915- 0000- 512001- 0000- 00000	OthContractSvcs	600.00	600.00	200.00	400.00	
11000- 2500- 56113- 0000- 512001- 0000- 00000	Software	17,500.00	17,500.00		18,102.00	602.00-
11000- 2500- 56118- 0000- 512001- 0000- 00000	GenSuppliesMats	5,100.00	5,100.00	3,031.22	201.00	1,867.78
Total for Func 2500 and Expense accounts		217,704.00	217,204.00	88,262.17	147,290.89	18,349.06-
Funds 11000 - Operational, Func 2600 - Op&MaintofPlant						
11000- 2600- 54312- 0000- 512001- 0000- 00000	MntRepBlgsGrnds	12,000.00	12,000.00	8,939.85	3,060.15	
11000- 2600- 54411- 0000- 512001- 0000- 00000	Electricity	26,000.00	26,000.00	17,696.38	8,303.62	
11000- 2600- 54412- 0000- 512001- 0000- 00000	NatGasBuildings	2,300.00	2,300.00	637.04	1,662.96	
11000- 2600- 54415- 0000- 512001- 0000- 00000	Water/Sewage	8,500.00	8,500.00	3,818.01	4,744.99	63.00-
11000- 2600- 54416- 0000- 512001- 0000- 00000	CommunicatnSvcs	17,500.00	17,500.00	4,814.63	17,125.62	4,440.25-
11000- 2600- 54610- 0000- 512001- 0000- 00000	RentlLandBldngs	322,106.00	322,106.00		74,333.89	247,772.11
11000- 2600- 55200- 0000- 512001- 0000- 00000	PropertyLiablns	17,293.00	17,293.00		17,277.00	16.00
11000- 2600- 55915- 0000- 512001- 0000- 00000	OthContractSvcs	68,887.00	68,887.00	40,733.72	34,273.28	6,120.00-
11000- 2600- 56118- 0000- 512001- 0000- 00000	GenSuppliesMats	5,000.00	5,000.00	716.94	283.06	4,000.00
11000- 2600- 56119- 0000- 512001- 0000- 00000	SupplAssets<\$5k	1,500.00	1,500.00	2,425.44	1,929.79	2,855.23-
11000- 2600- 57332- 0000- 512001- 0000- 00000	SupplAssets<\$5k			2,059.29		2,059.29-

Selection Grouped by Account Type, Filtered by User Permissions, (Org = 120, Online/Offline = N, Period = 8, UnPosted JEs? = N, Assets and Liabilities? = N, Restricted Accts? = Y, Funds = 1.8, Objct = 5, Obj Digits = 0, Page Break Lvl =)

Balances through 02/28/2023						Fiscal Year 2022/23
Funds- Func- Obj ct - Pr gm- Locat n- Jb Cl - Opt n l	Description	Adopted Budget	Revised Budget	Encumbered	Expenditure	Account Balance
Total for Func 2600 and Expense accounts		481,086.00	481,086.00	81,841.30	162,994.36	236,250.34
Funds 11000 - Operational, Func 2900 - Oth Suppt Svcs						
11000- 2900- 58215- 0000- 512001- 0000- 00000	RestrictExpend	1,237,998.00	657,998.00			657,998.00
Total for Func 2900 and Expense accounts		1,237,998.00	657,998.00	.00	.00	657,998.00
Funds 11000 - Operational, Func 3100 - FoodSvcsOpertns						
11000- 3100- 56116- 0000- 512001- 0000- 00000	Food		500.00	476.06	73.94	50.00-
11000- 3100- 56118- 0000- 512001- 0000- 00000	GenSuppliesMats	250.00	250.00			250.00
Total for Func 3100 and Expense accounts		250.00	750.00	476.06	73.94	200.00
Funds 11000 - Operational, Func 4000 - Capital Outlay						
11000- 4000- 54640- 0000- 512001- 0000- 00000	RentalLease2Pur		580,000.00		580,000.00	
Total for Func 4000 and Expense accounts		.00	580,000.00	.00	580,000.00	.00
Total for Funds 11000		3,687,507.00	3,687,651.00	833,542.23	1,777,681.25	1,076,427.52
Funds 21000 - Food Svcs, Func 3100 - FoodSvcsOpertns						
21000- 3100- 56116- 0000- 512001- 0000- 00000	Food	45,890.00	45,890.00	45,890.00		
Total for Funds 21000, Func 3100 and Expense accounts		45,890.00	45,890.00	45,890.00	.00	.00
Funds 23000 - Non-InstrctSupp, Func 1000 - Instruction						
23000- 1000- 56118- 0000- 512001- 0000- 00000	GenSuppliesMats	3,927.00	3,927.00			3,927.00
23000- 1000- 56118- 1010- 512001- 0000- 00000	GenSuppliesMats			118.50	687.15	805.65-
23000- 1000- 56118- 9000- 512001- 0000- 00000	GenSuppliesMats			138.59	761.41	900.00-
Total for Funds 23000, Func 1000 and Expense accounts		3,927.00	3,927.00	257.09	1,448.56	2,221.35
Funds 24101 - Title I - IASA, Func 1000 - Instruction						
24101- 1000- 51100- 1010- 512001- 1711- 00000	SalariesExpense,InstAsst1	58,751.00	58,751.00	29,414.77	34,446.16	5,109.93-
24101- 1000- 51300- 1010- 512001- 1711- 00000	AddtnlCompenstn,InstAsst1	5,000.00	5,000.00	2,291.74	2,708.42	.16-
24101- 1000- 52111- 1010- 512001- 1711- 00000	EducRetirement	10,942.00	10,942.00	5,437.63	6,371.99	867.62-
24101- 1000- 52112- 1010- 512001- 1711- 00000	ERARetireeHlth	1,276.00	1,276.00	634.15	743.10	101.25-
24101- 1000- 52210- 1010- 512001- 1711- 00000	FICA Payments	3,954.00	3,954.00	1,926.10	2,257.76	229.86-
24101- 1000- 52220- 1010- 512001- 1711- 00000	MedicarePaymnts	927.00	927.00	450.34	527.92	51.26-
24101- 1000- 52311- 1010- 512001- 1711- 00000	Hth&MedPremiums	8,297.00	8,297.00	1,408.22	1,625.14	5,263.64
24101- 1000- 52312- 1010- 512001- 1711- 00000	Life	111.00	111.00	25.08	32.00	53.92
24101- 1000- 52313- 1010- 512001- 1711- 00000	Dental	394.00	394.00	71.61	82.52	239.87
24101- 1000- 52314- 1010- 512001- 1711- 00000	Vision	76.00	76.00	15.62	18.01	42.37
24101- 1000- 52315- 1010- 512001- 1711- 00000	Disability	116.00	116.00	48.73	51.37	15.90
24101- 1000- 52500- 1010- 512001- 1711- 00000	UnemploymntComp	185.00	185.00	104.72	66.30	13.98
24101- 1000- 52710- 1010- 512001- 1711- 00000	WorkersCompPrem	802.00	802.00		802.00	
24101- 1000- 52720- 1010- 512001- 1711- 00000	WorkrsCompERFee	20.00	20.00	7.92	7.86	4.22

Selection Grouped by Account Type, Filtered by User Permissions, (Org = 120, Online/Offline = N, Period = 8, UnPosted JEs? = N, Assets and Liabilities? = N, Restricted Accts? = Y, Funds = 1.8, Objct = 5, Obj Digits = 0, Page Break Lvl =)

Balances through 02/28/2023						Fiscal Year 2022/23
Funds- Func- Obj ct - Pr gm- Locat n- Jb Cl - Opt n l	Description	Adopted Budget	Revised Budget	Encumbered	Expenditure	Account Balance
Funds 24101 - Title I - IASA, Func 1000 - Instruction (continued)						
24101- 1000- 56118- 1010- 512001- 0000- 00000	GenSuppliesMats	1,829.00	1,823.00	26.00		1,797.00
Total for Func 1000 and Expense accounts		92,680.00	92,674.00	41,862.63	49,740.55	1,070.82
Funds 24101 - Title I - IASA, Func 2400 - SupSvcsSchAdmin						
24101- 2400- 51300- 0000- 512001- 1217- 00000	AddtnlCompenstn,SecClerTe	2,500.00	2,500.00	937.53	1,562.55	.08-
24101- 2400- 52111- 0000- 512001- 1217- 00000	EducRetirement	429.00	429.00	160.74	267.90	.36
24101- 2400- 52112- 0000- 512001- 1217- 00000	ERARetireeHlth	50.00	50.00	18.81	31.35	.16-
24101- 2400- 52210- 0000- 512001- 1217- 00000	FICA Payments	155.00	155.00	58.14	96.90	.04-
24101- 2400- 52220- 0000- 512001- 1217- 00000	MedicarePaymnts	37.00	37.00	13.59	22.65	.76
24101- 2400- 52500- 0000- 512001- 1217- 00000	UnemploymntComp		6.00	3.15	2.27	.58
Total for Func 2400 and Expense accounts		3,171.00	3,177.00	1,191.96	1,983.62	1.42
Total for Funds 24101		95,851.00	95,851.00	43,054.59	51,724.17	1,072.24
Funds 24106 - IDEABEntitlemnt, Func 1000 - Instruction						
24106- 1000- 51100- 2000- 512001- 1412- 00000	SalariesExpense,Teachers	34,176.00	34,176.00	14,666.74	17,968.04	1,541.22
24106- 1000- 52111- 2000- 512001- 1412- 00000	EducRetirement	5,891.00	5,891.00	2,515.26	3,081.43	294.31
24106- 1000- 52112- 2000- 512001- 1412- 00000	ERARetireeHlth	684.00	684.00	293.26	359.32	31.42
24106- 1000- 52210- 2000- 512001- 1412- 00000	FICA Payments	2,119.00	2,119.00	854.48	1,055.11	209.41
24106- 1000- 52220- 2000- 512001- 1412- 00000	MedicarePaymnts	496.00	496.00	199.76	246.70	49.54
24106- 1000- 52311- 2000- 512001- 1412- 00000	Hth&MedPremiums	2,276.00	2,276.00	1,950.08	2,088.71	1,762.79-
24106- 1000- 52312- 2000- 512001- 1412- 00000	Life	31.00	31.00	7.26	8.86	14.88
24106- 1000- 52313- 2000- 512001- 1412- 00000	Dental	129.00	129.00	104.83	113.98	89.81-
24106- 1000- 52314- 2000- 512001- 1412- 00000	Vision	29.00	29.00	12.10	12.03	4.87
24106- 1000- 52500- 2000- 512001- 1412- 00000	UnemploymntComp	51.00	51.00	32.06	17.60	1.34
24106- 1000- 52710- 2000- 512001- 1412- 00000	WorkersCompPrem	466.00	466.00		466.00	
24106- 1000- 52720- 2000- 512001- 1412- 00000	WorkrsCompERFee	6.00	6.00	2.30	2.38	1.32
Total for Funds 24106, Func 1000 and Expense accounts		46,354.00	46,354.00	20,638.13	25,420.16	295.71
Funds 24154 - TchPrinTrainRec, Func 1000 - Instruction						
24154- 1000- 51300- 1010- 512001- 1411- 00000	AddtnlCompenstn,Teachers	4,000.00	4,000.00		2,000.00	2,000.00
24154- 1000- 51300- 1010- 512001- 1711- 00000	AddtnlCompenstn,InstAsst1				400.00	400.00-
24154- 1000- 52111- 1010- 512001- 1411- 00000	EducRetirement				342.99	342.99-
24154- 1000- 52111- 1010- 512001- 1711- 00000	EducRetirement				68.60	68.60-
24154- 1000- 52112- 1010- 512001- 1411- 00000	ERARetireeHlth				39.99	39.99-
24154- 1000- 52112- 1010- 512001- 1711- 00000	ERARetireeHlth				8.00	8.00-
24154- 1000- 52210- 1010- 512001- 1411- 00000	FICA Payments	248.00	248.00		124.00	124.00
24154- 1000- 52210- 1010- 512001- 1711- 00000	FICA Payments				24.80	24.80-
24154- 1000- 52220- 1010- 512001- 1411- 00000	MedicarePaymnts	58.00	58.00		29.01	28.99
Selection Grouped by Account Type, Filtered by User Permissions, (Org = 120, Online/Offline = N, Period = 8, UnPosted JEs? = N, Assets and Liabilities? = N, Restricted Accts? = Y, Funds = 1.8, Objct = 5, Obj Digits = 0, Page Break Lvl =)						

Balances through 02/28/2023						Fiscal Year 2022/23
Funds- Func- Obj ct - Pr gm- Locat n- Jb Cl - Opt nl	Description	Adopted Budget	Revised Budget	Encumbered	Expenditure	Account Balance
Funds 24154 - TchPrinTrainRec, Func 1000 - Instruction (continued)						
24154- 1000- 52220- 1010- 512001- 1711- 00000	MedicarePaymnts				5.80	5.80-
24154- 1000- 53330- 1010- 512001- 0000- 00000	ProfessDevelop	3,113.00	3,113.00	2,095.68		1,017.32
Total for Funds 24154, Func 1000 and Expense accounts		7,419.00	7,419.00	2,095.68	3,043.19	2,280.13
Funds 24174 - CP-Second-Curr, Func 1000 - Instruction						
24174- 1000- 51100- 1010- 512001- 1411- 00000	SalariesExpense,Teachers	5,347.00	5,347.00	2,450.80	2,896.40	.20-
24174- 1000- 52111- 1010- 512001- 1411- 00000	EducRetirement	911.00	911.00	420.31	496.73	6.04-
24174- 1000- 52112- 1010- 512001- 1411- 00000	ERARetireeHlth	107.00	107.00	49.06	57.98	.04-
24174- 1000- 52210- 1010- 512001- 1411- 00000	FICA Payments	332.00	332.00	146.30	173.23	12.47
24174- 1000- 52220- 1010- 512001- 1411- 00000	MedicarePaymnts	78.00	78.00	34.21	40.52	3.27
24174- 1000- 52311- 1010- 512001- 1411- 00000	Hth&MedPremiums	636.00	636.00	205.58	230.82	199.60
24174- 1000- 52312- 1010- 512001- 1411- 00000	Life	8.00	8.00	1.32	1.43	5.25
24174- 1000- 52313- 1010- 512001- 1411- 00000	Dental	16.00	16.00	4.84	5.53	5.63
24174- 1000- 52314- 1010- 512001- 1411- 00000	Vision	7.00	7.00	1.98	2.32	2.70
24174- 1000- 52500- 1010- 512001- 1411- 00000	UnemploymntComp	12.00	12.00	5.08	2.96	3.96
24174- 1000- 52710- 1010- 512001- 1411- 00000	WorkersCompPrem	73.00	73.00		73.00	
24174- 1000- 52720- 1010- 512001- 1411- 00000	WorkrsCompERFee	2.00	2.00	.40	.28	1.32
Total for Funds 24174, Func 1000 and Expense accounts		7,529.00	7,529.00	3,319.88	3,981.20	227.92
Funds 24189 - SSAE Title IV, Func 2100 - SuppSvcsStudnts						
24189- 2100- 51100- 0000- 512001- 1214- 00000	SalariesExpense,Couns-Soc	7,420.00	7,420.00	3,260.41	3,886.19	273.40
24189- 2100- 52111- 0000- 512001- 1214- 00000	EducRetirement	996.00	996.00	559.24	666.53	229.77-
24189- 2100- 52112- 0000- 512001- 1214- 00000	ERARetireeHlth	149.00	149.00	65.23	77.75	6.02
24189- 2100- 52210- 0000- 512001- 1214- 00000	FICA Payments	461.00	461.00	194.70	231.49	34.81
24189- 2100- 52220- 0000- 512001- 1214- 00000	MedicarePaymnts	108.00	108.00	45.43	54.09	8.48
24189- 2100- 52311- 0000- 512001- 1214- 00000	Hth&MedPremiums	718.00	718.00	273.57	345.30	99.13
24189- 2100- 52312- 0000- 512001- 1214- 00000	Life	8.00	8.00	1.76	2.22	4.02
24189- 2100- 52313- 0000- 512001- 1214- 00000	Dental	16.00	16.00	6.60	8.33	1.07
24189- 2100- 52314- 0000- 512001- 1214- 00000	Vision	7.00	7.00	2.97	3.69	.34
24189- 2100- 52500- 0000- 512001- 1214- 00000	UnemploymntComp	13.00	13.00	6.73	3.92	2.35
24189- 2100- 52710- 0000- 512001- 1214- 00000	WorkersCompPrem	102.00	102.00		102.00	
24189- 2100- 52720- 0000- 512001- 1214- 00000	WorkrsCompERFee	2.00	2.00	.56	.63	.81
Total for Funds 24189, Func 2100 and Expense accounts		10,000.00	10,000.00	4,417.20	5,382.14	200.66
Funds 24308 - CRRSA, ESSER II, Func 1000 - Instruction						
24308- 1000- 51100- 1010- 512001- 1411- 00000	SalariesExpense,Teachers	134,090.00	161,828.00	76,399.73	85,427.71	.56
24308- 1000- 51100- 1010- 512001- 1711- 00000	SalariesExpense,InstAsst1	3,590.00	658.00			658.00
24308- 1000- 52111- 1010- 512001- 1411- 00000	EducRetirement	23,158.00	27,754.00	13,102.65	14,650.94	.41

Selection Grouped by Account Type, Filtered by User Permissions, (Org = 120, Online/Offline = N, Period = 8, UnPosted JEs? = N, Assets and Liabilities? = N, Restricted Accts? = Y, Funds = 1.8, Objct = 5, Obj Digits = 0, Page Break Lvl =)

Balances through 02/28/2023						Fiscal Year 2022/23
Funds- Func- Obj ct - Pr gm- Locat n- JbCl - Opt nl	Description	Adopted Budget	Revised Budget	Encumbered	Expenditure	Account Balance
Funds 24308 - CRRSA, ESSER II, Func 1000 - Instruction (continued)						
24308- 1000- 52111- 1010- 512001- 1711- 00000	EducRetirement	340.00	340.00			340.00
24308- 1000- 52112- 1010- 512001- 1411- 00000	ERARetireeHlth	2,682.00	3,237.00	1,527.79	1,708.37	.84
24308- 1000- 52112- 1010- 512001- 1711- 00000	ERARetireeHlth	72.00	72.00			72.00
24308- 1000- 52210- 1010- 512001- 1411- 00000	FICA Payments	8,315.00	9,519.00	4,484.92	5,033.48	.60
24308- 1000- 52210- 1010- 512001- 1711- 00000	FICA Payments	223.00	223.00			223.00
24308- 1000- 52220- 1010- 512001- 1411- 00000	MedicarePaymnts	1,946.00	2,227.00	1,048.96	1,177.21	.83
24308- 1000- 52220- 1010- 512001- 1711- 00000	MedicarePaymnts	53.00	53.00			53.00
24308- 1000- 52311- 1010- 512001- 1411- 00000	Hth&MedPremiums	11,470.00	18,389.00	8,997.56	9,391.21	.23
24308- 1000- 52311- 1010- 512001- 1711- 00000	Hth&MedPremiums	2,858.00				
24308- 1000- 52312- 1010- 512001- 1411- 00000	Life	127.00	127.00	39.49	44.30	43.21
24308- 1000- 52312- 1010- 512001- 1711- 00000	Life	12.00	12.00			12.00
24308- 1000- 52313- 1010- 512001- 1411- 00000	Dental	535.00	839.00	409.09	429.89	.02
24308- 1000- 52313- 1010- 512001- 1711- 00000	Dental	72.00	72.00			72.00
24308- 1000- 52314- 1010- 512001- 1411- 00000	Vision	118.00	155.00	73.70	80.49	.81
24308- 1000- 52314- 1010- 512001- 1711- 00000	Vision	24.00	24.00			24.00
24308- 1000- 52315- 1010- 512001- 1411- 00000	Disability	227.00	311.00	180.18	178.34	47.52-
24308- 1000- 52315- 1010- 512001- 1711- 00000	Disability	68.00	68.00			68.00
24308- 1000- 52500- 1010- 512001- 1411- 00000	UnemploymntComp	211.00	257.00	165.23	91.72	.05
24308- 1000- 52500- 1010- 512001- 1711- 00000	UnemploymntComp	19.00	19.00			19.00
24308- 1000- 52710- 1010- 512001- 1411- 00000	WorkersCompPrem	1,829.00	1,829.00		1,829.00	
24308- 1000- 52710- 1010- 512001- 1711- 00000	WorkersCompPrem	49.00	49.00		49.00	
24308- 1000- 52720- 1010- 512001- 1411- 00000	WorkrsCompERFee	23.00	23.00	12.52	11.37	.89-
24308- 1000- 52720- 1010- 512001- 1711- 00000	WorkrsCompERFee	2.00	2.00			2.00
Total for Func 1000 and Expense accounts		192,113.00	228,087.00	106,441.82	120,103.03	1,542.15
Funds 24308 - CRRSA, ESSER II, Func 2500 - Central Svcs						
24308- 2500- 51100- 0000- 512001- 1217- 00000	SalariesExpense,SecClerTe	20,500.00				
24308- 2500- 52111- 0000- 512001- 1217- 00000	EducRetirement	3,516.00				
24308- 2500- 52112- 0000- 512001- 1217- 00000	ERARetireeHlth	410.00				
24308- 2500- 52210- 0000- 512001- 1217- 00000	FICA Payments	1,271.00				
24308- 2500- 52220- 0000- 512001- 1217- 00000	MedicarePaymnts	298.00				
24308- 2500- 52311- 0000- 512001- 1217- 00000	Hth&MedPremiums	9,002.00				
24308- 2500- 52312- 0000- 512001- 1217- 00000	Life	57.00				
24308- 2500- 52313- 0000- 512001- 1217- 00000	Dental	360.00	119.00-			119.00-
24308- 2500- 52314- 0000- 512001- 1217- 00000	Vision	119.00	119.00			119.00
24308- 2500- 52315- 0000- 512001- 1217- 00000	Disability	336.00				
24308- 2500- 52500- 0000- 512001- 1217- 00000	UnemploymntComp	95.00				

Selection Grouped by Account Type, Filtered by User Permissions, (Org = 120, Online/Offline = N, Period = 8, UnPosted JEs? = N, Assets and Liabilities? = N, Restricted Accts? = Y, Funds = 1.8, Objct = 5, Obj Digits = 0, Page Break Lvl =)

Balances through 02/28/2023						Fiscal Year 2022/23
Funds- Func- Obj ct - Pr gm- Locat n- Jb Cl - Opt nl	Description	Adopted Budget	Revised Budget	Encumbered	Expenditure	Account Balance
Funds 24308 - CRRSA, ESSER II, Func 2500 - Central Svcs (continued)						
24308- 2500- 52710- 0000- 512001- 1217- 00000	WorkersCompPrem	280.00	280.00		280.00	
24308- 2500- 52720- 0000- 512001- 1217- 00000	WorkrsCompERFee	10.00				
Total for Func 2500 and Expense accounts		36,254.00	280.00	.00	280.00	.00
Total for Funds 24308		228,367.00	228,367.00	106,441.82	120,383.03	1,542.15
Funds 24330 - ESSER III, Func 1000 - Instruction						
24330- 1000- 51100- 1010- 512001- 1411- 00000	SalariesExpense,Teachers			14,941.63	11,654.49	26,596.12-
24330- 1000- 51100- 1010- 512001- 1711- 00000	SalariesExpense,InstAsst1	50,560.00	50,560.00	16,041.74	18,333.36	16,184.90
24330- 1000- 52111- 1010- 512001- 1411- 00000	EducRetirement			2,562.45	1,998.72	4,561.17-
24330- 1000- 52111- 1010- 512001- 1711- 00000	EducRetirement	8,948.00	8,948.00	2,751.21	3,157.14	3,039.65
24330- 1000- 52112- 1010- 512001- 1411- 00000	ERARetireeHlth			298.87	233.10	531.97-
24330- 1000- 52112- 1010- 512001- 1711- 00000	ERARetireeHlth	1,012.00	1,012.00	320.87	368.21	322.92
24330- 1000- 52210- 1010- 512001- 1411- 00000	FICA Payments			821.81	641.01	1,462.82-
24330- 1000- 52210- 1010- 512001- 1711- 00000	FICA Payments	3,136.00	3,136.00	942.26	1,075.05	1,118.69
24330- 1000- 52220- 1010- 512001- 1411- 00000	MedicarePaymnts			192.17	149.91	342.08-
24330- 1000- 52220- 1010- 512001- 1711- 00000	MedicarePaymnts	734.00	734.00	220.33	251.39	262.28
24330- 1000- 52311- 1010- 512001- 1411- 00000	Hth&MedPremiums			3,750.23	2,925.20	6,675.43-
24330- 1000- 52311- 1010- 512001- 1711- 00000	Hth&MedPremiums	17,221.00	17,221.00	1,857.46	2,363.57	12,999.97
24330- 1000- 52312- 1010- 512001- 1411- 00000	Life			7.26	5.67	12.93-
24330- 1000- 52312- 1010- 512001- 1711- 00000	Life	103.00	103.00	14.52	18.48	70.00
24330- 1000- 52313- 1010- 512001- 1411- 00000	Dental			164.67	128.43	293.10-
24330- 1000- 52313- 1010- 512001- 1711- 00000	Dental	648.00	648.00	110.11	130.13	407.76
24330- 1000- 52314- 1010- 512001- 1411- 00000	Vision			20.13	15.72	35.85-
24330- 1000- 52314- 1010- 512001- 1711- 00000	Vision	215.00	215.00			215.00
24330- 1000- 52315- 1010- 512001- 1411- 00000	Disability			60.45	43.58	104.03-
24330- 1000- 52315- 1010- 512001- 1711- 00000	Disability	605.00	605.00			605.00
24330- 1000- 52500- 1010- 512001- 1411- 00000	UnemploymntComp				17.92	17.92-
24330- 1000- 52500- 1010- 512001- 1711- 00000	UnemploymntComp	171.00	171.00	52.91	60.72	57.37
24330- 1000- 52710- 1010- 512001- 1711- 00000	WorkersCompPrem	690.00	690.00		690.00	
24330- 1000- 52720- 1010- 512001- 1411- 00000	WorkrsCompERFee				1.15	1.15-
24330- 1000- 52720- 1010- 512001- 1711- 00000	WorkrsCompERFee	18.00	18.00	4.60	4.60	8.80
24330- 1000- 56119- 1010- 512001- 0000- 00000	SupplAssets<\$5k	36,402.00	36,402.00			36,402.00
Total for Func 1000 and Expense accounts		120,463.00	120,463.00	45,135.68	44,267.55	31,059.77
Funds 24330 - ESSER III, Func 2100 - SuppSvcsStudnts						
24330- 2100- 51100- 0000- 512001- 1214- 00000	SalariesExpense,Couns-Soc	37,100.00	37,100.00	20,027.71	22,341.91	5,269.62-
24330- 2100- 51100- 0000- 512001- 1218- 00000	SalariesExpense,SchlStude				1,895.84	1,895.84-

Selection Grouped by Account Type, Filtered by User Permissions, (Org = 120, Online/Offline = N, Period = 8, UnPosted JEs? = N, Assets and Liabilities? = N, Restricted Accts? = Y, Funds = 1.8, Objct = 5, Obj Digits = 0, Page Break Lvl =)

Balances through 02/28/2023						Fiscal Year 2022/23
Funds- Func- Obj ct - Pr gm- Locat n- JbCl - Opt nl	Description	Adopted Budget	Revised Budget	Encumbered	Expenditure	Account Balance
Funds 24330 - ESSER III, Func 2100 - SuppSvcsStudnts (continued)						
24330-2100-52111-0000-512001-1214-00000	EducRetirement	6,643.00	6,643.00	3,434.76	3,831.64	623.40-
24330-2100-52111-0000-512001-1218-00000	EducRetirement				325.14	325.14-
24330-2100-52112-0000-512001-1214-00000	ERARetireeHlth	742.00	742.00	400.62	446.88	105.50-
24330-2100-52112-0000-512001-1218-00000	ERARetireeHlth				37.92	37.92-
24330-2100-52210-0000-512001-1214-00000	FICA Payments	2,301.00	2,301.00	1,195.59	1,330.86	225.45-
24330-2100-52210-0000-512001-1218-00000	FICA Payments				113.55	113.55-
24330-2100-52220-0000-512001-1214-00000	MedicarePaymnts	538.00	538.00	279.51	311.19	52.70-
24330-2100-52220-0000-512001-1218-00000	MedicarePaymnts				26.56	26.56-
24330-2100-52311-0000-512001-1214-00000	Hth&MedPremiums	3,310.00	3,310.00	1,680.37	1,977.62	347.99-
24330-2100-52311-0000-512001-1218-00000	Hth&MedPremiums				141.62	141.62-
24330-2100-52312-0000-512001-1214-00000	Life	38.00	38.00	10.56	12.51	14.93
24330-2100-52312-0000-512001-1218-00000	Life				.92	.92-
24330-2100-52313-0000-512001-1214-00000	Dental	80.00	80.00	40.37	47.58	7.95-
24330-2100-52313-0000-512001-1218-00000	Dental				7.01	7.01-
24330-2100-52314-0000-512001-1214-00000	Vision	35.00	35.00	17.71	20.84	3.55-
24330-2100-52314-0000-512001-1218-00000	Vision				1.53	1.53-
24330-2100-52500-0000-512001-1214-00000	UnemploymntComp	63.00	63.00	41.26	24.04	2.30-
24330-2100-52710-0000-512001-1214-00000	WorkersCompPrem	506.00	506.00		506.00	
24330-2100-52720-0000-512001-1214-00000	WorkrsCompERFee	7.00	7.00	3.36	3.50	.14
Total for Func 2100 and Expense accounts		51,363.00	51,363.00	27,131.82	33,404.66	9,173.48-
Funds 24330 - ESSER III, Func 2600 - Op&MaintofPlant						
24330-2600-54416-0000-512001-0000-00000	CommunicatnSvcs			189.81	309.09	498.90-
24330-2600-56119-0000-512001-0000-00000	SupplAssets<\$5k	199,761.00	199,761.00			199,761.00
Total for Func 2600 and Expense accounts		199,761.00	199,761.00	189.81	309.09	199,262.10
Total for Funds 24330		371,587.00	371,587.00	72,457.31	77,981.30	221,148.39
Funds 24346 - IDEA-ARP, Func 1000 - Instruction						
24346-1000-51100-2000-512001-1412-00000	SalariesExpense,Teachers		12,193.00			12,193.00
Total for Funds 24346, Func 1000 and Expense accounts		.00	12,193.00	.00	.00	12,193.00
Funds 26207 - CNM Foundation, Func 1000 - Instruction						
26207-1000-56118-1010-512001-0000-00000	GenSuppliesMats	574.00	574.00			574.00
Total for Funds 26207, Func 1000 and Expense accounts		574.00	574.00	.00	.00	574.00
Funds 27107 - 2012GOBondsSB66, Func 1000 - Instruction						
27107-1000-56119-1010-512001-0000-00000	SupplAssets<\$5k	6,317.00	6,317.00			6,317.00
Total for Funds 27107, Func 1000 and Expense accounts		6,317.00	6,317.00	.00	.00	6,317.00

Selection Grouped by Account Type, Filtered by User Permissions, (Org = 120, Online/Offline = N, Period = 8, UnPosted JEs? = N, Assets and Liabilities? = N, Restricted Accts? = Y, Funds = 1.8, Objct = 5, Obj Digits = 0, Page Break Lvl =)

Balances through 02/28/2023						Fiscal Year 2022/23
Funds- Func- Obj ct - Pr gm- Locat n- JbCl - Opt nl	Description	Adopted Budget	Revised Budget	Encumbered	Expenditure	Account Balance
Funds 27407 - FII, Func 1000 - Instruction						
27407- 1000- 51100- 1010- 512001- 1411- 00000	SalariesExpense,Teachers	50,310.00	50,310.00	23,058.75	27,251.25	
27407- 1000- 51100- 1010- 512001- 1711- 00000	SalariesExpense,InstAsst1	32,649.00	32,649.00	14,965.83	17,686.89	3.72-
27407- 1000- 52111- 1010- 512001- 1411- 00000	EducRetirement	8,469.00	8,469.00	3,954.61	4,673.63	159.24-
27407- 1000- 52111- 1010- 512001- 1711- 00000	EducRetirement	5,593.00	5,593.00	2,566.63	3,033.29	6.92-
27407- 1000- 52112- 1010- 512001- 1411- 00000	ERARetireeHlth	1,007.00	1,007.00	461.12	544.96	.92
27407- 1000- 52112- 1010- 512001- 1711- 00000	ERARetireeHlth	653.00	653.00	299.31	353.73	.04-
27407- 1000- 52210- 1010- 512001- 1411- 00000	FICA Payments	3,120.00	3,120.00	1,388.31	1,640.84	90.85
27407- 1000- 52210- 1010- 512001- 1711- 00000	FICA Payments	2,025.00	2,025.00	862.07	1,019.15	143.78
27407- 1000- 52220- 1010- 512001- 1411- 00000	MedicarePaymnts	730.00	730.00	324.72	383.78	21.50
27407- 1000- 52220- 1010- 512001- 1711- 00000	MedicarePaymnts	474.00	474.00	201.63	238.37	34.00
27407- 1000- 52311- 1010- 512001- 1411- 00000	Hth&MedPremiums	3,174.00	3,174.00	1,448.81	1,708.14	17.05
27407- 1000- 52311- 1010- 512001- 1711- 00000	Hth&MedPremiums	5,406.00	5,406.00	2,477.75	2,915.59	12.66
27407- 1000- 52312- 1010- 512001- 1411- 00000	Life	44.00	44.00	11.33	13.39	19.28
27407- 1000- 52312- 1010- 512001- 1711- 00000	Life	53.00	53.00	13.42	15.86	23.72
27407- 1000- 52313- 1010- 512001- 1411- 00000	Dental	188.00	188.00	85.91	101.53	.56
27407- 1000- 52314- 1010- 512001- 1411- 00000	Vision	42.00	42.00	18.81	22.23	.96
27407- 1000- 52315- 1010- 512001- 1711- 00000	Disability	91.00	91.00	60.72	59.44	29.16-
27407- 1000- 52500- 1010- 512001- 1411- 00000	UnemploymntComp	75.00	75.00	43.46	27.68	3.86
27407- 1000- 52500- 1010- 512001- 1711- 00000	UnemploymntComp	88.00	88.00	49.39	40.41	1.80-
27407- 1000- 52710- 1010- 512001- 1411- 00000	WorkersCompPrem	686.00	686.00		686.00	
27407- 1000- 52710- 1010- 512001- 1711- 00000	WorkersCompPrem	446.00	446.00		446.00	
27407- 1000- 52720- 1010- 512001- 1411- 00000	WorkrsCompERFee	8.00	8.00	3.58	3.58	.84
27407- 1000- 52720- 1010- 512001- 1711- 00000	WorkrsCompERFee	9.00	9.00	4.26	4.26	.48
Total for Funds 27407, Func 1000 and Expense accounts		115,340.00	115,340.00	52,300.42	62,870.00	169.58
Funds 27502 - Next Gen CTE, Func 1000 - Instruction						
27502- 1000- 51100- 1010- 512001- 1411- 00000	SalariesExpense,Teachers	3,565.00	3,565.00	1,633.83	1,930.89	.28
27502- 1000- 51300- 1010- 512001- 1411- 00000	AddtnlCompensn,Teachers	1,780.00	1,780.00	141.59	283.34	1,355.07
27502- 1000- 52111- 1010- 512001- 1411- 00000	EducRetirement	918.00	918.00	304.44	379.72	233.84
27502- 1000- 52112- 1010- 512001- 1411- 00000	ERARetireeHlth	108.00	108.00	35.49	44.27	28.24
27502- 1000- 52210- 1010- 512001- 1411- 00000	FICA Payments	333.00	333.00	106.33	133.09	93.58
27502- 1000- 52220- 1010- 512001- 1411- 00000	MedicarePaymnts	78.00	78.00	24.85	31.10	22.05
27502- 1000- 52311- 1010- 512001- 1411- 00000	Hth&MedPremiums	424.00	424.00	137.06	153.93	133.01
27502- 1000- 52312- 1010- 512001- 1411- 00000	Life	5.00	5.00	.88	1.00	3.12
27502- 1000- 52313- 1010- 512001- 1411- 00000	Dental	11.00	11.00	3.30	3.69	4.01
27502- 1000- 52314- 1010- 512001- 1411- 00000	Vision	5.00	5.00	1.43	1.62	1.95

Selection Grouped by Account Type, Filtered by User Permissions, (Org = 120, Online/Offline = N, Period = 8, UnPosted JEs? = N, Assets and Liabilities? = N, Restricted Accts? = Y, Funds = 1.8, Objct = 5, Obj Digits = 0, Page Break Lvl =)

Balances through 02/28/2023						Fiscal Year 2022/23
Funds- Func- Obj ct - Pr gm- Locat n- JbCl - Opt nI	Description	Adopted Budget	Revised Budget	Encumbered	Expenditure	Account Balance
Funds 27502 - Next Gen CTE, Func 1000 - Instruction (continued)						
27502- 1000- 52500- 1010- 512001- 1411- 00000	UnemploymntComp	8.00	8.00	3.76	1.96	2.28
27502- 1000- 52710- 1010- 512001- 1411- 00000	WorkersCompPrem	49.00	49.00		49.00	
27502- 1000- 52720- 1010- 512001- 1411- 00000	WorkrsCompERFee	1.00	1.00	.28	.19	.53
Total for Funds 27502, Func 1000 and Expense accounts		7,285.00	7,285.00	2,393.24	3,013.80	1,877.96
Funds 28211 - Covid-19 Test., Func 2100 - SuppSvcsStudnts						
28211- 2100- 56118- 0000- 512001- 0000- 00000	GenSuppliesMats		73,078.00	45.68	1,458.27	71,574.05
Total for Func 2100 and Expense accounts		.00	73,078.00	45.68	1,458.27	71,574.05
Funds 28211 - Covid-19 Test., Func 2600 - Op&MaintofPlant						
28211- 2600- 56119- 0000- 512001- 0000- 00000	SupplAssets<\$5k			49,930.00		49,930.00-
Total for Func 2600 and Expense accounts		.00	.00	49,930.00	.00	49,930.00-
Total for Funds 28211		.00	73,078.00	49,975.68	1,458.27	21,644.05
Funds 29102 - PrivDirGrntsCat, Func 1000 - Instruction						
29102- 1000- 56118- 1010- 512001- 0000- 00000	GenSuppliesMats	168.00	168.00			168.00
Total for Funds 29102, Func 1000 and Expense accounts		168.00	168.00	.00	.00	168.00
Funds 31200 - PubSchCapOutlay, Func 4000 - Capital Outlay						
31200- 4000- 54610- 0000- 512001- 0000- 00000	RentILandBldngs				26,167.16	26,167.16-
31200- 4000- 54640- 0000- 512001- 0000- 00000	RentalLease2Pur		157,003.00	26,112.16	91,585.06	39,305.78
Total for Funds 31200, Func 4000 and Expense accounts		.00	157,003.00	26,112.16	117,752.22	13,138.62
Funds 31400 - SpcCapOutlaySt, Func 4000 - Capital Outlay						
31400- 4000- 53414- 0000- 512001- 0000- 00000	OthProfTechSvcs		77,167.00	4,274.37	72,892.33	.30
31400- 4000- 56119- 0000- 512001- 0000- 00000	SupplAssets<\$5k	210,151.00	226,224.00			226,224.00
31400- 4000- 57331- 0000- 512001- 0000- 00000	FixedAssets>\$5k			34.21	29,262.03	29,296.24-
Total for Funds 31400, Func 4000 and Expense accounts		210,151.00	303,391.00	4,308.58	102,154.36	196,928.06
Funds 31600 - CapImprvmtsHB33, Func 2300 - SupptSvcs-Admin						
31600- 2300- 53712- 0000- 512001- 0000- 00000	CityTaxCollCost	14,152.00	14,152.00		1,003.60	13,148.40
Total for Func 2300 and Expense accounts		14,152.00	14,152.00	.00	1,003.60	13,148.40
Funds 31600 - CapImprvmtsHB33, Func 4000 - Capital Outlay						
31600- 4000- 54640- 0000- 512001- 0000- 00000	RentalLease2Pur	929,295.00	929,295.00	5,601.59	804,315.48	119,377.93
Total for Func 4000 and Expense accounts		929,295.00	929,295.00	5,601.59	804,315.48	119,377.93
Total for Funds 31600		943,447.00	943,447.00	5,601.59	805,319.08	132,526.33
Funds 31700 - CapImprvmtsSB-9, Func 4000 - Capital Outlay						
31700- 4000- 54315- 0000- 512001- 0000- 00000	MntRepBlgsGrdEq	6,059.00	6,059.00			6,059.00
Total for Funds 31700, Func 4000 and Expense accounts		6,059.00	6,059.00	.00	.00	6,059.00

Selection Grouped by Account Type, Filtered by User Permissions, (Org = 120, Online/Offline = N, Period = 8, UnPosted JEs? = N, Assets and Liabilities? = N, Restricted Accts? = Y, Funds = 1.8, Objct = 5, Obj Digits = 0, Page Break Lvl =)

Balances through 02/28/2023					Fiscal Year 2022/23	
Funds- Func- Obj ct - Pr gm- Locat n- JbCl - Opt nl	Description	Adopted Budget	Revised Budget	Encumbered	Expenditure	Account Balance
Funds 31701 - CapImprvsSB9Loc, Func 2300 - SupptSvcs-Admin						
31701- 2300- 53712- 0000- 512001- 0000- 00000	CityTaxCollCost	8,853.00	8,853.00		508.31	8,344.69
Total for Func 2300 and Expense accounts		8,853.00	8,853.00	.00	508.31	8,344.69
Funds 31701 - CapImprvsSB9Loc, Func 4000 - Capital Outlay						
31701- 4000- 54640- 0000- 512001- 0000- 00000	RentalLease2Pur	581,553.00	581,553.00	25,518.24	19,659.52	536,375.24
31701- 4000- 57331- 0000- 512001- 0000- 00000	FixedAssets>\$5k			5,562.98		5,562.98-
Total for Func 4000 and Expense accounts		581,553.00	581,553.00	31,081.22	19,659.52	530,812.26
Total for Funds 31701		590,406.00	590,406.00	31,081.22	20,167.83	539,156.95
Total for Org 120 - Cesar Chavez Community		6,384,178.00	6,719,836.00	1,303,886.82	3,179,780.56	2,236,168.62

Statement Date 02/28/2023

Cash Object 11011

Status Posted

Journal Entry #

Bank Statement Ending Balance	1,607,468.61	Service Charge	0.00
Less: Uncleared Payments	6,571.94	Interest Earned	0.00
Add: Uncleared Deposits	0.00		
Add: Uncleared Other	0.00	Cleared Payments	234,901.22
Adjusted Bank Balance	1,600,896.67	Cleared Deposits	337,994.84
System Cash Balance	1,600,896.67	Cleared Other	0.00
Add: Unposted Charges and Interest	0.00		
Revised System Cash Balance	1,600,896.67	Submitted By	JYAMAT, 03/10/2023
Difference	0.00	Posted By	EPEREZBM, 03/15/2023

Uncleared Payments

Issued	Check #	Check Amount	Pay To Name	Vendor ID	Emp ID	Bank Acct
01/04/22	13594(*)		EPARS TSA Consulting Group Inc	901000		120MAIN
06/29/22	13311	188.25	NM PED - Finance & Operations	001520		120MAIN
10/14/22	13460	10.00	Brown, Robin	010120		120MAIN
12/02/22	13545	650.55	Century Link	001355		120MAIN
02/10/23	13665	47.92	Amazon.com	001361		120MAIN
02/10/23	13671	145.61	Verizon Wireless	000658		120MAIN
02/17/23	13680	458.75	ACR LLC	001267		120MAIN
02/27/23	13693	1,124.03	AJF Enterprise Inc	010154		120MAIN
02/27/23	13695	644.27	Century Link	001355		120MAIN
02/27/23	13696	214.44	Cooperative Educational Services	000327		120MAIN
02/27/23	13697	140.08	LaBarge Landscape	010003		120MAIN
02/27/23	13698	1,253.40	PNM	000528		120MAIN
02/27/23	13699	135.99	Sam's Club & Wal-mart	000935		120MAIN
02/27/23	13700	1,357.65	Charter School Nursing	000847		120MAIN
02/27/23	13701	201.00	Pitney Bowes	000762		120MAIN
		6,571.94	(*) Cancelled Payments	200.00		

Cleared Payments

Issued	Check #	Check Amount	Cleared Amount	Difference	Cleared	Pay To Name	Vendor ID	Emp ID	Bank Acct
01/27/23	13631	37.50	37.50		02/28/23	ACT, Inc.	000807		120MAIN
01/27/23	13632	326.99	326.99		02/28/23	ADT Commercial LLC	000534		120MAIN
01/27/23	13633	1,011.63	1,011.63		02/28/23	AJF Enterprise Inc	010154		120MAIN
01/27/23	13634	5,560.92	5,560.92		02/28/23	Arness, Tani	000696		120MAIN
01/27/23	13635	140.08	140.08		02/28/23	LaBarge Landscape	010003		120MAIN
01/27/23	13636	318.75	318.75		02/28/23	LSG and Associates Inc	010013		120MAIN
02/06/23	13641	10,366.90	10,366.90		02/28/23	ACES	001522		120MAIN

Selection Grouped by Org, Cash Object, Statement Date - Sorted by Item date, Item #, (Org = 120, Cash Object IN ('11011'), Bank Statement Date = 2/28/2023, Uncleared Only? = No)



Statement Date 02/28/2023

Cash Object 11011

Status Posted

Journal Entry #

Cleared Payments (continued)

Issued	Check #	Check Amount	Cleared Amount	Difference	Cleared	Pay To Name	Vendor ID	Emp ID	Bank Acct
02/06/23	13642	644.27	644.27		02/28/23	Century Link	001355		120MAIN
02/06/23	13643	1,293.00	1,293.00		02/28/23	Charter School Testing Svcs.	000307		120MAIN
02/06/23	13644	25.86	25.86		02/28/23	Crystal Springs Bottled Water	000334		120MAIN
02/06/23	13645	2,693.75	2,693.75		02/28/23	DMH Law LLC	010169		120MAIN
02/06/23	13646	3,556.45	3,556.45		02/28/23	Dry Fly Enterprises, Inc	010170		120MAIN
02/06/23	13647	2,890.61	2,890.61		02/28/23	IBOSS, INC	010134		120MAIN
02/06/23	13648	538.75	538.75		02/28/23	IISC - Education	010100		120MAIN
02/06/23	13649	628.18	628.18		02/28/23	Richard M. Romero Consulting	001407		120MAIN
02/06/23	13650	305.04	305.04		02/28/23	Siarza Social Digital LLC	010147		120MAIN
02/06/23	13651	349.84	349.84		02/28/23	Amazon.com	001361		120MAIN
02/06/23	13652	49.20	49.20		02/28/23	Crystal Springs Bottled Water	000334		120MAIN
02/06/23	13653	131.47	131.47		02/28/23	EM3 Networks, LLC	010028		120MAIN
02/06/23	13654	813.42	813.42		02/28/23	New Mexico Gas Company	001288		120MAIN
02/06/23	13655	1,870.54	1,870.54		02/28/23	SRSNM, LLC	010125		120MAIN
02/06/23	13656	1,589.34	1,589.34		02/28/23	Wells Fargo Financial Leasing	000647		120MAIN
02/06/23	13657	12.30	12.30		02/28/23	Crystal Springs Bottled Water	000334		120MAIN
02/06/23	13658	106.00	106.00		02/28/23	Follett Higher Edu. CNM Bookstore # 402 M/	000376		120MAIN
02/09/23	13662	200.00	200.00		02/28/23	EPARS TSA Consulting Group Inc	901000		120MAIN
02/09/23	13714	3,643.58	3,643.58		02/28/23	NM RHC	900006		120MAIN
02/09/23	13716	17,395.50	17,395.50		02/28/23	NMPSIA	900001		120MAIN
02/10/23	13659	1,429.91	1,429.91		02/28/23	Stephanie M. Molina		000193	120MAIN
02/10/23	13660	12,655.48	12,655.48		02/28/23	EFTPS	900004		120MAIN
02/10/23	13663	11.13	11.13		02/28/23	ABCWUA	001289		120MAIN
02/10/23	13664	1,124.03	1,124.03		02/28/23	AJF Enterprise Inc	010154		120MAIN
02/10/23	13666	1,739.49	1,739.49		02/28/23	CliftonLarsonAllen LLP	901009		120MAIN
02/10/23	13667	581.25	581.25		02/28/23	LSG and Associates Inc	010013		120MAIN
02/10/23	13668	1,389.10	1,389.10		02/28/23	PNM	000528		120MAIN
02/10/23	13669	628.18	628.18		02/28/23	SG Consulting Services, LLC	001409		120MAIN
02/10/23	13670	50.00	50.00		02/28/23	TSA Consulting Group, Inc.	001363		120MAIN
02/10/23	13672	768.75	768.75		02/28/23	ACES	001522		120MAIN
02/10/23	13673	267.92	267.92		02/28/23	Arness, Tani	000696		120MAIN
02/10/23	13674	2,413.60	2,413.60		02/28/23	Charter School Nursing	000847		120MAIN
02/10/23	Batch 02/10/2023	36,137.38	36,137.38		02/28/23				120MAIN
02/14/23	13717	33,824.71	33,824.71		02/28/23	NM Educational RetirementBoard	900005		120MAIN
02/17/23	13679	434.46	434.46		02/28/23	ABCWUA	001289		120MAIN

Selection Grouped by Org, Cash Object, Statement Date - Sorted by Item date, Item #, (Org = 120, Cash Object IN ('11011'), Bank Statement Date = 2/28/2023, Uncleared Only? = No)

Statement Date 02/28/2023

Cash Object 11011

Status Posted

Journal Entry #

Cleared Payments (continued)

Issued	Check #	Check Amount	Cleared Amount	Difference	Cleared	Pay To Name	Vendor ID	Emp ID	Bank Acct
02/17/23	13681	579.60	579.60		02/28/23	Amazon.com	001361		120MAIN
02/17/23	13682	2,095.68	2,095.68		02/28/23	Berry, Melanie	010063		120MAIN
02/17/23	13683	103.96	103.96		02/28/23	Century Link	001355		120MAIN
02/17/23	13684	117.12	117.12		02/28/23	Century Link	001355		120MAIN
02/17/23	13685	1,250.90	1,250.90		02/28/23	Cooperative Educational Services	000327		120MAIN
02/17/23	13686	166.33	166.33		02/28/23	Dry Fly Enterprises, Inc	010170		120MAIN
02/17/23	13687	7,500.00	7,500.00		02/28/23	Imagine Learning LLC	010163		120MAIN
02/17/23	13688	225.00	225.00		02/28/23	ACES	001522		120MAIN
02/20/23	13689	3,604.65	3,604.65		02/28/23	NM Taxation/Revenue Department	900003		120MAIN
02/24/23	13690	1,691.46	1,691.46		02/28/23	Melanie Berry		000175	120MAIN
02/24/23	13691	1,429.91	1,429.91		02/28/23	Stephanie M. Molina		000193	120MAIN
02/24/23	13692	12,656.42	12,656.42		02/28/23	EFTPS	900004		120MAIN
02/24/23	Batch 02/24/2023	34,447.60	34,447.60		02/28/23				120MAIN
02/27/23	13694	19,077.33	19,077.33		02/28/23	CCCS Education Foundation	001285		120MAIN
		234,901.22	234,901.22			(* Canceled Payments	200.00		

Cleared Deposits

Deposited	Deposit #	Deposit Amount	Cleared Amount	Difference	Cleared	Bank Acct
02/10/23	Batch 02/10/2023	213,549.36	213,549.36		02/28/23	120MAIN
02/15/23	Batch 02/15/2023	98.31	98.31		02/28/23	120MAIN
02/17/23	Batch 02/17/2023	3,314.08	3,314.08		02/28/23	120MAIN
02/27/23	Batch 02/27/2023	78,501.50	78,501.50		02/28/23	120MAIN
02/28/23	Batch 02/28/2023	42,531.59	42,531.59		02/28/23	120MAIN
		337,994.84	337,994.84			

Analyzed Business Checking - PF

Account number: [REDACTED] 4978 ■ February 1, 2023 - February 28, 2023 ■ Page 1 of 3

Page 63 of 85

WELLS
FARGO

CEASAR CHAVEZ COMMUNITY SCHOOL
OPERATING ACCOUNT
1325 PALOMAS DR SE
ALBUQUERQUE NM 87108-4718

Questions?

Call your Customer Service Officer or Client Services
1-800-AT WELLS (1-800-289-3557)
5:00 AM TO 6:00 PM Pacific Time Monday - Friday

Online: wellsfargo.com

Write: Wells Fargo Bank, N.A. (585)
P.O. Box 6995
Portland, OR 97228-6995

Account summary

Analyzed Business Checking - PF

Account number	Beginning balance	Total credits	Total debits	Ending balance
[REDACTED] 4978	\$1,504,374.99	\$337,994.84	-\$234,901.22	\$1,607,468.61

Credits

Electronic deposits/bank credits

Effective date	Posted date	Amount	Transaction detail
	02/10	213,549.36	State of NEW Mex Vndr Pymt Nmap0001595958 11000 Seg February 2023 11000 Seg February 2023
	02/15	33.12	Sandoval County ACH Paymen 939408 January 2023 Distribution Sb-9
	02/15	65.19	Sandoval County ACH Paymen 936985 January 2023 Distribution Hb-33
	02/17	3,314.08	Bernalillo Count Distr_Pymt Cesar Chavez Community
	02/27	78,501.50	State of NEW Mex Vndr Pymt Nmap0001606844 23-00002 23-00002 23-00003 23-00003
	02/28	2,773.00	State of NEW Mex Vndr Pymt Nmap0001607881 512-000-2223-24174-0001 24174 Carl D Perkins Seco
	02/28	3,774.62	State of NEW Mex Vndr Pymt Nmap0001607666 512-000-2223-24189-0001 24189 Student Supp Academ
	02/28	35,983.97	State of NEW Mex Vndr Pymt Nmap0001608220 512-000-2223-24101-0002 24101 Title I Part A- Ese
		\$337,994.84	Total electronic deposits/bank credits
		\$337,994.84	Total credits

Debits

Electronic debits/bank debits

Effective date	Posted date	Amount	Transaction detail
	02/09	200.00	WT Seq451911 Tsa Consulting Group /Bnf=Tsa Consulting Group Srf# Gw00000056431880 Trn#230209451911 Rfb# 535
	02/09	3,643.58	WT Seq451233 Nmrhca /Bnf=Nmrhca Srf# Gw00000056429364 Trn#230209451233 Rfb# 533



Electronic debits/bank debits (continued)

<i>Effective date</i>	<i>Posted date</i>	<i>Amount</i>	<i>Transaction detail</i>
02/09		17,395.50	WT Seq451814 Nmpsia /Bnf=Nmpsia Srf# Gw00000056431651 Trn#230209451814 Rfb# 534
02/09		36,137.38	ACH Prep Origintn - Cesar Chavez Com - File 1200948759 Coid 1200948759
02/09		1,589.34 <	Business to Business ACH Debit - Wells Fargo Bank Loan Lease 230208 000000012629718 Cesar Chavez Community
02/10		131.47	Em3Networksllc Webpayment 230209 School
02/10		813.42	NM Gas Company Nmgas Web 155825500568066 Cesar Chavez Communi
02/10		12,655.48 <	Business to Business ACH Debit - IRS Usatapytmt 021023 270344171667699 Cesar Chavez Community
02/14		11.13 <	Business to Business ACH Debit - Abcwua Water Aut Web Pay 230213 1578579560 Cesar Chavez Community
02/14		1,389.10	PNM Web_Pay Feb 23 11061069021323 Cesar Chavez Community
02/15		33,824.71 <	Business to Business ACH Debit - Nmerb Web Pay 230214 02336 Cesar Chavez Community
02/22		50.61 <	Business to Business ACH Debit - Abcwua Water Aut Web Pay 230221 5054939560 Cesar Chavez Community
02/22		383.85 <	Business to Business ACH Debit - Abcwua Water Aut Web Pay 230221 5154939560 Cesar Chavez Community
02/22		3,604.65 <	Business to Business ACH Debit - Tax_Rev_Wwt_Ecks Trd Pmnt 230220 xxxxx6016 Cesar Chavez Community
02/23		34,447.60	ACH Prep Origintn - Cesar Chavez Com - File 1200948759 Coid 1200948759
02/24		12,656.42 <	Business to Business ACH Debit - IRS Usatapytmt 022423 270345570631896 Cesar Chavez Community
02/28		19,077.33	WT Fed#06662 Bokf NA /Ftr/Bnf=Cesar Chavez Comm. Sch. Ed. Found. Srf# Gw00000056812293 Trn#230228170052 Rfb# 536
		\$178,011.57	Total electronic debits/bank debits

< Business to Business ACH: If this is a business account, this transaction has a return time frame of one business day from post date. This time frame does not apply to consumer accounts.

Checks paid

<i>Number</i>	<i>Amount</i>	<i>Date</i>	<i>Number</i>	<i>Amount</i>	<i>Date</i>	<i>Number</i>	<i>Amount</i>	<i>Date</i>
13631	37.50	02/03	13647	2,890.61	02/21	13667	581.25	02/21
13632	326.99	02/03	13648	538.75	02/21	13669*	628.18	02/15
13633	1,011.63	02/03	13649	628.18	02/22	13670	50.00	02/17
13634	5,560.92	02/02	13650	305.04	02/22	13672*	768.75	02/17
13635	140.08	02/03	13651	349.84	02/21	13673	267.92	02/21
13636	318.75	02/07	13652	49.20	02/21	13674	2,413.60	02/16
13641*	10,366.90	02/17	13655*	1,870.54	02/27	13681*	579.60	02/27
13642	644.27	02/21	13657*	12.30	02/21	13682	2,095.68	02/23
13643	1,293.00	02/21	13658	106.00	02/24	13683	103.96	02/24
13644	25.86	02/21	13659	1,429.91	02/09	13684	117.12	02/24
13645	2,693.75	02/21	13664*	1,124.03	02/17	13685	1,250.90	02/27
13646	3,556.45	02/21	13666*	1,739.49	02/17	13686	166.33	02/24



Checks paid (continued)

<i>Number</i>	<i>Amount</i>	<i>Date</i>	<i>Number</i>	<i>Amount</i>	<i>Date</i>	<i>Number</i>	<i>Amount</i>	<i>Date</i>
13687	7,500.00	02/24	13690*	1,691.46	02/27	13691	1,429.91	02/24
13688	225.00	02/24						
			\$56,889.65	Total checks paid				

* Gap in check sequence.

\$234,901.22 Total debits

Daily ledger balance summary

<i>Date</i>	<i>Balance</i>	<i>Date</i>	<i>Balance</i>	<i>Date</i>	<i>Balance</i>
01/31	1,504,374.99	02/14	1,635,132.17	02/22	1,569,753.37
02/02	1,498,814.07	02/15	1,600,777.59	02/23	1,533,210.09
02/03	1,497,297.87	02/16	1,598,363.99	02/24	1,510,905.35
02/07	1,496,979.12	02/17	1,587,628.90	02/27	1,584,014.35
02/09	1,436,583.41	02/21	1,574,725.70	02/28	1,607,468.61
02/10	1,636,532.40				
Average daily ledger balance		\$1,555,561.76			