

Cesar Chavez Community School
 Financial Update
 January 30, 2024

A. BARs

BAR #	Fund Description	Reason/Type	Amount
<u>1</u> 2324-0013-I	11000 - Operational	To increase budgeted cash carryover based on actuals as of 06/30/23	\$ 74,733.00
<u>2</u> 2324-0014-D	21000 - Food Services	To decrease budgeted cash carryover based on actuals as of 06/30/23	\$ (298.00)
<u>3</u> 2324-0015-D	23000 - Non Instructional Support	To decrease budgeted cash carryover based on actuals as of 06/30/23	\$ (1,400.00)
<u>4</u> 2324-0016-I	31600 - Capital Improvements HB-33	To increase budgeted cash carryover based on actuals as of 06/30/23	\$ 12,176.00
<u>5</u> 2324-0017-I	31701 - Capital Improvements SB-9	To increase budgeted cash carryover based on actuals as of 06/30/23	\$ 22,332.00
<u>6</u> 2324-0018-I	23000 - Non Instructional Support	To Increase based on actual revenue	\$ 6,252.00
<u>7</u> 2324-0019-M	11000 - Operational	1000 Function Maintenance	\$ -
<u>8</u> 2324-0020-M	24330 - ARP ESSER III	1000 Function Maintenance	\$ -
<u>9</u> 2324-0021-M	24330 - ARP ESSER III	2XXX Function Maintenance	\$ -
<u>10</u> 2324-0022-M	27901 - Indian Ed Act	1000 Function Maintenance	\$ -
<u>11</u> 2324-0023-I	24330 - ARP ESSER III	To budget FY24 final award	\$ 4,746.00

B. Payroll & Accounts Payable Payment Vouchers

1 December 2023

C. Financial Statement Reports - as of June 30, 2023

1 Financial Analysis
2 Bank Reconciliations

D. Other

Must submit backup for all BARs,
except transfers of funds for SEG or
direct grants

STATE OF NEW MEXICO
PUBLIC EDUCATION DEPARTMENT
300 Don Gaspar Santa Fe, NM 87501-2786
Budget Adjustment Request

Doc. ID: 512-000-2324-0013-I

Fund Type: General Fund / Capital
Outlay / Debt Service

Adjustment Type: Increase

Fiscal Year: 2023-2024

Entity Name: Cesar Chavez Community School

Adjustment Changes Intent/Scope of Program Yes or No?: No

Contact: Rebekah Runyan, Business Manager

Total Approved Budget (Flowthrough):

Phone: 505-452-7481

Email: rebekah@k12accounting.com

FLOWTHROUGH ONLY	
Budget Period: 2023-07-01	To: 2024-06-30
A. Approved Carryover:	
B. Total Current Year Allocation:	
D. Total Funding Available:	

Revenue 11000.0000.11111 \$74,733

Fund	Function	Object	Program	Location	Job Class	Present Budget	Adj Amt Exp	Adj Budget	ADD'L FTE
11000 Operational	1000 Instruction	53414 Other Services	1010 Regular Education (PreK-12) Programs	512001 Cesar Chavez Community School-Admin Office	0000 No Job Class		\$4,451	\$4,451	
11000 Operational	1000 Instruction	55817 Student Travel	1010 Regular Education (PreK-12) Programs	512001 Cesar Chavez Community School-Admin Office	0000 No Job Class	\$500	\$768	\$1,268	
11000 Operational	1000 Instruction	55915 Other Contract Services	1010 Regular Education (PreK-12) Programs	512001 Cesar Chavez Community School-Admin Office	0000 No Job Class	\$3,750	\$5,125	\$8,875	
11000 Operational	1000 Instruction	56109 Instructional Materials On Line Digital Subscriptions	1010 Regular Education (PreK-12) Programs	512001 Cesar Chavez Community School-Admin Office	0000 No Job Class		\$3,050	\$3,050	
11000 Operational	1000 Instruction	56112 Other Instructional Materials	1010 Regular Education (PreK-12) Programs	512001 Cesar Chavez Community School-Admin Office	0000 No Job Class		\$2,509	\$2,509	
11000 Operational	1000 Instruction	56113 Software	1010 Regular Education (PreK-12) Programs	512001 Cesar Chavez Community School-Admin Office	0000 No Job Class	\$12,000	\$9,506	\$21,506	
11000 Operational	2100 Support Services-Students	53211 Diagnosticians - Contracted	2000 Special Programs	512001 Cesar Chavez Community School-Admin Office	0000 No Job Class	\$22,000	\$18,164	\$40,164	
11000 Operational	2100 Support Services-Students	53216 Audiologists - Contracted	2000 Special Programs	512001 Cesar Chavez Community School-Admin Office	0000 No Job Class		\$200	\$200	
11000 Operational	2100 Support Services-Students	53217 Interpreters - Contracted	2000 Special Programs	512001 Cesar Chavez Community School-Admin Office	0000 No Job Class		\$711	\$711	
11000 Operational	2200 Support Services-Instruction	56113 Software	0000 No Program	512001 Cesar Chavez Community School-Admin Office	0000 No Job Class	\$4,000	\$1,385	\$5,385	
11000 Operational	2300 Support Services-General Administration	55915 Other Contract Services	0000 No Program	512001 Cesar Chavez Community School-Admin Office	0000 No Job Class	\$8,650	\$7,266	\$15,916	

11000 Operational	2500 Central Services	53414 Other Services	0000 No Program	512001 Cesar Chavez Community School-Admin Office	0000 No Job Class	\$22,900	\$21,598	\$44,498	Page 3 of 63
						Sub Total	\$74,733		
						Indirect Cost			
						DOC. TOTAL	\$74,733		

Justification:

To increase budgeted cash carryover based on actuals as of 06/30/23

Compliance with Sections 10-15-1 and 22-8-12, NMSA, 1978 Compilation:

A. The requested budget/changes were authorized at a scheduled Board of Education or Governance Council meeting open to the public on:

B. Justification for the transfer: Explanation such as "underbudgeted", "insufficient budget", or "needed to close out Project" ARE NOT ACCEPTABLE. Attach additional sheets if necessary.

ALL TRANSFER BARS MUST NET OUT TO ZERO ON THE DOC. TOTAL LINE.

Must submit backup for all BARs, except transfers of funds for SEG or direct grants

STATE OF NEW MEXICO
PUBLIC EDUCATION DEPARTMENT
 300 Don Gaspar Santa Fe, NM 87501-2786
Budget Adjustment Request

Doc. ID: 512-000-2324-0014-D

Fund Type: General Fund / Capital Outlay / Debt Service

Adjustment Type: Decrease

Fiscal Year: 2023-2024

Entity Name: Cesar Chavez Community School

Adjustment Changes Intent/Scope of Program Yes or No?: No

Contact: Rebekah Runyan, Business Manager

Total Approved Budget (Flowthrough):

Phone: 505-452-7481

Email: rebekah@k12accounting.com

FLOWTHROUGH ONLY	
Budget Period: 2023-07-01	To: 2024-06-30
A. Approved Carryover:	
B. Total Current Year Allocation:	
D. Total Funding Available:	

Revenue 21000.0000.11112 (\$298)

Fund	Function	Object	Program	Location	Job Class	Present Budget	Adj Amt Exp	Adj Budget	ADD'L FTE
21000 Food Services	3100 Food Services Operations	56116 Food	0000 No Program	512001 Cesar Chavez Community School-Admin Office	0000 No Job Class	\$53,371	(\$298)	\$53,073	
Sub Total							(\$298)		
Indirect Cost									
DOC. TOTAL							(\$298)		

Justification:

To decrease budgeted cash carryover based on actuals as of 06/30/23

Compliance with Sections 10-15-1 and 22-8-12, NMSA, 1978 Compilation:

A. The requested budget/changes were authorized at a scheduled Board of Education or Governance Council meeting open to the public on:

B. Justification for the transfer: Explanation such as "underbudgeted", "insufficient budget", or "needed to close out Project" ARE NOT ACCEPTABLE. Attach additional sheets if necessary.

ALL TRANSFER BARS MUST NET OUT TO ZERO ON THE DOC. TOTAL LINE.

Must submit backup for all BARs, except transfers of funds for SEG or direct grants

STATE OF NEW MEXICO
PUBLIC EDUCATION DEPARTMENT
 300 Don Gaspar Santa Fe, NM 87501-2786
Budget Adjustment Request

Doc. ID: 512-000-2324-0015-D

Fund Type: General Fund / Capital Outlay / Debt Service

Adjustment Type: Decrease

Fiscal Year: 2023-2024

Entity Name: Cesar Chavez Community School

Adjustment Changes Intent/Scope of Program Yes or No?: No

Contact: Rebekah Runyan, Business Manager

Total Approved Budget (Flowthrough):

Phone: 505-452-7481

Email: rebekah@k12accounting.com

FLOWTHROUGH ONLY	
Budget Period: 2023-07-01	To: 2024-06-30
A. Approved Carryover:	
B. Total Current Year Allocation:	
D. Total Funding Available:	

Revenue 23000.0000.11112 (\$1,400)

Fund	Function	Object	Program	Location	Job Class	Present Budget	Adj Amt Exp	Adj Budget	ADD'L FTE
23000 Non-Instructional Support	1000 Instruction	56118 General Supplies and Materials	9000 Co-Curricular and Extra-Curricular Activities	512001 Cesar Chavez Community School-Admin Office	0000 No Job Class	\$2,158	(\$1,400)	\$758	
Sub Total							(\$1,400)		
Indirect Cost									
DOC. TOTAL							(\$1,400)		

Justification:

To decrease budgeted cash carryover based on actuals as of 06/30/23

Compliance with Sections 10-15-1 and 22-8-12, NMSA, 1978 Compilation:

A. The requested budget/changes were authorized at a scheduled Board of Education or Governance Council meeting open to the public on:

B. Justification for the transfer: Explanation such as "underbudgeted", "insufficient budget", or "needed to close out Project" ARE NOT ACCEPTABLE. Attach additional sheets if necessary.

ALL TRANSFER BARS MUST NET OUT TO ZERO ON THE DOC. TOTAL LINE.

Must submit backup for all BARs, except transfers of funds for SEG or direct grants

STATE OF NEW MEXICO
PUBLIC EDUCATION DEPARTMENT
 300 Don Gaspar Santa Fe, NM 87501-2786
Budget Adjustment Request

Doc. ID: 512-000-2324-0016-I

Fund Type: General Fund / Capital Outlay / Debt Service

Adjustment Type: Increase

Fiscal Year: 2023-2024

Entity Name: Cesar Chavez Community School

Adjustment Changes Intent/Scope of Program Yes or No?: No

Contact: Rebekah Runyan, Business Manager

Total Approved Budget (Flowthrough):

Phone: 505-452-7481

Email: rebekah@k12accounting.com

FLOWTHROUGH ONLY	
Budget Period: 2023-07-01	To: 2024-06-30
A. Approved Carryover:	
B. Total Current Year Allocation:	
D. Total Funding Available:	

Revenue 31600.0000.11112 \$12,176

Fund	Function	Object	Program	Location	Job Class	Present Budget	Adj Amt Exp	Adj Budget	ADD'L FTE
31600	4000 Capital Outlay	57340 Technology-Related Hardware.	0000 No Program	512001 Cesar Chavez Community School-Admin Office	0000 No Job Class		\$12,176	\$12,176	
Sub Total							\$12,176		
Indirect Cost									
DOC. TOTAL							\$12,176		

Justification:

To increase budgeted cash carryover based on actuals as of 06/30/23

Compliance with Sections 10-15-1 and 22-8-12, NMSA, 1978 Compilation:

A. The requested budget/changes were authorized at a scheduled Board of Education or Governance Council meeting open to the public on:

B. Justification for the transfer: Explanation such as "underbudgeted", "insufficient budget", or "needed to close out Project" ARE NOT ACCEPTABLE. Attach additional sheets if necessary.

ALL TRANSFER BARS MUST NET OUT TO ZERO ON THE DOC. TOTAL LINE.

Must submit backup for all BARs, except transfers of funds for SEG or direct grants

STATE OF NEW MEXICO
PUBLIC EDUCATION DEPARTMENT
300 Don Gaspar Santa Fe, NM 87501-2786
Budget Adjustment Request

Page 7 of 63
 Doc. ID: 512-000-2324-0017-1
 Fund Type: Flowthrough
 Adjustment Type: Increase

Fiscal Year: 2023-2024

Entity Name: Cesar Chavez Community School

Adjustment Changes Intent/Scope of Program Yes or No?: No

Contact: Rebekah Runyan, Business Manager

Total Approved Budget (Flowthrough):

Phone: 505-452-7481

Email: rebekah@k12accounting.com

FLOWTHROUGH ONLY	Budget Period: 07/01/2023	To: 06/30/2024
	A. Approved Carryover:	
	B. Total Current Year Allocation:	
	D. Total Funding Available:	

Revenue 31701.0000.11112 \$22,332

Fund	Function	Object	Program	Location	Job Class	Present Budget	Adj Amt Exp	Adj Budget	ADD'L FTE
31701 Capital Improvements SB-9 Local	4000 Capital Outlay	57331 Fixed Assets (more than \$5,000)	0000 No Program	512001 Cesar Chavez Community School-Admin Office	0000 No Job Class		\$15,332	\$15,332	
31701 Capital Improvements SB-9 Local	4000 Capital Outlay	57340 Technology- Related Hardware.	0000 No Program	512001 Cesar Chavez Community School-Admin Office	0000 No Job Class		\$7,000	\$7,000	
Sub Total							\$22,332		
Indirect Cost									
DOC. TOTAL							\$22,332		

Justification:

To increase budgeted cash carryover based on actuals as of 06/30/23

Compliance with Sections 10-15-1 and 22-8-12, NMSA, 1978 Compilation:

A. The requested budget/changes were authorized at a scheduled Board of Education or Governance Council meeting open to the public on:

B. Justification for the transfer: Explanation such as "underbudgeted", "insufficient budget", or "needed to close out Project" ARE NOT ACCEPTABLE. Attach additional sheets if necessary.

ALL TRANSFER BARS MUST NET OUT TO ZERO ON THE DOC. TOTAL LINE.

Must submit backup for all BARs, except transfers of funds for SEG or direct grants

STATE OF NEW MEXICO
PUBLIC EDUCATION DEPARTMENT
 300 Don Gaspar Santa Fe, NM 87501-2786
Budget Adjustment Request

Doc. ID: 512-000-2324-0018-I

Fund Type: General Fund / Capital Outlay / Debt Service

Adjustment Type: Increase

Fiscal Year: 2023-2024

Entity Name: Cesar Chavez Community School

Adjustment Changes Intent/Scope of Program Yes or No?: No

Contact: Rebekah Runyan, Business Manager

Total Approved Budget (Flowthrough):

Phone: 505-452-7481

Email: rebekah@k12accounting.com

FLOWTHROUGH ONLY	Budget Period: 2023-07-01	To: 2024-06-30
A. Approved Carryover:		
B. Total Current Year Allocation:		
D. Total Funding Available:		

Revenue 23000.0000.41920 \$6,252

Fund	Function	Object	Program	Location	Job Class	Present Budget	Adj Amt Exp	Adj Budget	ADD'L FTE
23000 Non-Instructional Support	1000 Instruction	53711 Other Charges	9000 Co-Curricular and Extra-Curricular Activities	512001 Cesar Chavez Community School-Admin Office	0000 No Job Class		\$100	\$100	
23000 Non-Instructional Support	1000 Instruction	56118 General Supplies and Materials	0000 No Program	512001 Cesar Chavez Community School-Admin Office	0000 No Job Class		\$1,416	\$1,416	
23000 Non-Instructional Support	1000 Instruction	56118 General Supplies and Materials	1010 Regular Education (PreK-12) Programs	512001 Cesar Chavez Community School-Admin Office	0000 No Job Class		\$1,832	\$1,832	
23000 Non-Instructional Support	1000 Instruction	56118 General Supplies and Materials	9000 Co-Curricular and Extra-Curricular Activities	512001 Cesar Chavez Community School-Admin Office	0000 No Job Class	\$2,158	\$2,904	\$5,062	
Sub Total							\$6,252		
Indirect Cost									
DOC. TOTAL							\$6,252		

Justification:

To budget actual revenue

Compliance with Sections 10-15-1 and 22-8-12, NMSA, 1978 Compilation:

A. The requested budget/changes were authorized at a scheduled Board of Education or Governance Council meeting open to the public on:

B. Justification for the transfer: Explanation such as "underbudgeted", "insufficient budget", or "needed to close out Project" ARE NOT ACCEPTABLE. Attach additional sheets if necessary.

ALL TRANSFER BARS MUST NET OUT TO ZERO ON THE DOC. TOTAL LINE.

Must submit backup for all BARs,
except transfers of funds for SEG or
direct grants

STATE OF NEW MEXICO
PUBLIC EDUCATION DEPARTMENT
300 Don Gaspar Santa Fe, NM 87501-2786
Budget Adjustment Request

Doc. ID: 512-000-2324-0019-M

Fund Type: General Fund / Capital
Outlay / Debt Service

Adjustment Type: Maintenance

Fiscal Year: 2023-2024

Entity Name: Cesar Chavez Community School

Adjustment Changes Intent/Scope of Program Yes or No?: No

Contact: Rebekah Runyan, Business Manager

Total Approved Budget (Flowthrough):

Phone: 505-452-7481

Email: rebekah@k12accounting.com

FLOWTHROUGH ONLY	Budget Period: 2023-07-01	To: 2024-06-30
A. Approved Carryover:		
B. Total Current Year Allocation:		
D. Total Funding Available:		

Fund	Function	Object	Program	Location	Job Class	Present Budget	Adj Amt Exp	Adj Budget	ADD'L FTE
11000 Operational	1000 Instruction	51100 Salaries Expense	1010 Regular Education (PreK-12) Programs	512001 Cesar Chavez Community School-Admin Office	1711 Instructional Assistants - Grades 1-12	\$68,080	(\$61,037)	\$7,043	
11000 Operational	1000 Instruction	51300 Additional Compensation	1010 Regular Education (PreK-12) Programs	512001 Cesar Chavez Community School-Admin Office	1411 Teachers-Grades 1-12	\$37,023	(\$11,000)	\$26,023	
11000 Operational	1000 Instruction	52111 Educational Retirement	0000 No Program	512001 Cesar Chavez Community School-Admin Office	1611 Substitutes-Sick Leave	\$3,630	(\$3,000)	\$630	
11000 Operational	1000 Instruction	52111 Educational Retirement	1010 Regular Education (PreK-12) Programs	512001 Cesar Chavez Community School-Admin Office	1711 Instructional Assistants - Grades 1-12	\$14,646	(\$10,000)	\$4,646	
11000 Operational	1000 Instruction	52112 ERA - Retiree Health	1010 Regular Education (PreK-12) Programs	512001 Cesar Chavez Community School-Admin Office	1711 Instructional Assistants - Grades 1-12	\$1,622	(\$1,000)	\$622	
11000 Operational	1000 Instruction	52210 FICA Payments	0000 No Program	512001 Cesar Chavez Community School-Admin Office	1611 Substitutes-Sick Leave	\$1,240	(\$1,000)	\$240	
11000 Operational	1000 Instruction	52210 FICA Payments	1010 Regular Education (PreK-12) Programs	512001 Cesar Chavez Community School-Admin Office	1711 Instructional Assistants - Grades 1-12	\$5,028	(\$3,000)	\$2,028	
11000 Operational	1000 Instruction	52311 Health and Medical Premiums	0000 No Program	512001 Cesar Chavez Community School-Admin Office	1611 Substitutes-Sick Leave	\$11,090	(\$10,000)	\$1,090	
11000 Operational	1000 Instruction	52311 Health and Medical Premiums	1010 Regular Education (PreK-12) Programs	512001 Cesar Chavez Community School-Admin Office	1411 Teachers-Grades 1-12	\$53,973	(\$3,000)	\$50,973	
11000 Operational	1000 Instruction	52311 Health and Medical Premiums	1010 Regular Education (PreK-12) Programs	512001 Cesar Chavez Community School-Admin Office	1711 Instructional Assistants - Grades 1-12	\$8,301	(\$5,000)	\$3,301	
11000 Operational	1000 Instruction	56119 Supply Assets (\$5,000 or less).	1010 Regular Education (PreK-12) Programs	512001 Cesar Chavez Community School-Admin Office	0000 No Job Class	\$310,500	(\$61,102)	\$249,398	

11000 Operational	1000 Instruction	51100 Salaries Expense	2000 Special Programs	512001 Cesar Chavez Community School-Admin Office	1412 Teachers- Special Education	\$164,638	\$65,513	\$230,151	Page 10 of 63
11000 Operational	1000 Instruction	51100 Salaries Expense	1010 Regular Education (PreK-12) Programs	512001 Cesar Chavez Community School-Admin Office	1411 Teachers- Grades 1-12	\$470,271	\$66,322	\$536,593	
11000 Operational	1000 Instruction	51100 Salaries Expense	1010 Regular Education (PreK-12) Programs	512001 Cesar Chavez Community School-Admin Office	1612 Substitutes- Other Leave		\$1,852	\$1,852	
11000 Operational	1000 Instruction	51300 Additional Compensation	1010 Regular Education (PreK-12) Programs	512001 Cesar Chavez Community School-Admin Office	1711 Instructional Assistants - Grades 1-12	\$13,000	\$301	\$13,301	
11000 Operational	1000 Instruction	52111 Educational Retirement	1010 Regular Education (PreK-12) Programs	512001 Cesar Chavez Community School-Admin Office	1411 Teachers- Grades 1-12	\$92,124	\$9,679	\$101,803	
11000 Operational	1000 Instruction	52111 Educational Retirement	1010 Regular Education (PreK-12) Programs	512001 Cesar Chavez Community School-Admin Office	1612 Substitutes- Other Leave		\$337	\$337	
11000 Operational	1000 Instruction	52111 Educational Retirement	2000 Special Programs	512001 Cesar Chavez Community School-Admin Office	1412 Teachers- Special Education	\$29,882	\$11,891	\$41,773	
11000 Operational	1000 Instruction	52112 ERA - Retiree Health	1010 Regular Education (PreK-12) Programs	512001 Cesar Chavez Community School-Admin Office	1411 Teachers- Grades 1-12	\$10,149	\$1,069	\$11,218	
11000 Operational	1000 Instruction	52112 ERA - Retiree Health	1010 Regular Education (PreK-12) Programs	512001 Cesar Chavez Community School-Admin Office	1612 Substitutes- Other Leave		\$38	\$38	
11000 Operational	1000 Instruction	52112 ERA - Retiree Health	2000 Special Programs	512001 Cesar Chavez Community School-Admin Office	1412 Teachers- Special Education	\$3,293	\$1,310	\$4,603	
11000 Operational	1000 Instruction	52210 FICA Payments	1010 Regular Education (PreK-12) Programs	512001 Cesar Chavez Community School-Admin Office	1411 Teachers- Grades 1-12	\$31,420	\$1,993	\$33,413	
11000 Operational	1000 Instruction	52210 FICA Payments	1010 Regular Education (PreK-12) Programs	512001 Cesar Chavez Community School-Admin Office	1612 Substitutes- Other Leave		\$111	\$111	
11000 Operational	1000 Instruction	52210 FICA Payments	2000 Special Programs	512001 Cesar Chavez Community School-Admin Office	1412 Teachers- Special Education	\$10,208	\$3,345	\$13,553	
11000 Operational	1000 Instruction	52220 Medicare Payments	1010 Regular Education (PreK-12) Programs	512001 Cesar Chavez Community School-Admin Office	1411 Teachers- Grades 1-12	\$7,363	\$451	\$7,814	
11000 Operational	1000 Instruction	52220 Medicare Payments	1010 Regular Education (PreK-12) Programs	512001 Cesar Chavez Community School-Admin Office	1612 Substitutes- Other Leave		\$26	\$26	
11000 Operational	1000 Instruction	52220 Medicare Payments	2000 Special Programs	512001 Cesar Chavez Community School-Admin Office	1412 Teachers- Special Education	\$2,388	\$782	\$3,170	

11000 Operational	1000 Instruction	52311 Health and Medical Premiums	1010 Regular Education (PreK-12) Programs	512001 Cesar Chavez Community School-Admin Office	1612 Substitutes-Other Leave		\$256	\$256	Page 11 of 63
11000 Operational	1000 Instruction	52311 Health and Medical Premiums	2000 Special Programs	512001 Cesar Chavez Community School-Admin Office	1412 Teachers-Special Education	\$22,866	\$1,801	\$24,667	
11000 Operational	1000 Instruction	52312 Life	1010 Regular Education (PreK-12) Programs	512001 Cesar Chavez Community School-Admin Office	1411 Teachers-Grades 1-12	\$199	\$61	\$260	
11000 Operational	1000 Instruction	52312 Life	1010 Regular Education (PreK-12) Programs	512001 Cesar Chavez Community School-Admin Office	1612 Substitutes-Other Leave		\$2	\$2	
11000 Operational	1000 Instruction	52312 Life	2000 Special Programs	512001 Cesar Chavez Community School-Admin Office	1412 Teachers-Special Education	\$64	\$34	\$98	
11000 Operational	1000 Instruction	52500 Unemployment Compensation	1010 Regular Education (PreK-12) Programs	512001 Cesar Chavez Community School-Admin Office	1411 Teachers-Grades 1-12	\$618	\$338	\$956	
11000 Operational	1000 Instruction	52500 Unemployment Compensation	1010 Regular Education (PreK-12) Programs	512001 Cesar Chavez Community School-Admin Office	1612 Substitutes-Other Leave		\$7	\$7	
11000 Operational	1000 Instruction	52500 Unemployment Compensation	2000 Special Programs	512001 Cesar Chavez Community School-Admin Office	1412 Teachers-Special Education	\$200	\$266	\$466	
11000 Operational	1000 Instruction	52710 Workers Compensation Premium	1010 Regular Education (PreK-12) Programs	512001 Cesar Chavez Community School-Admin Office	1711 Instructional Assistants - Grades 1-12	\$629	\$352	\$981	
11000 Operational	1000 Instruction	52710 Workers Compensation Premium	4025 At-Risk Special Programs	512001 Cesar Chavez Community School-Admin Office	1412 Teachers-Special Education		\$994	\$994	
11000 Operational	1000 Instruction	52720 Workers Compensation Employer's Fee	1010 Regular Education (PreK-12) Programs	512001 Cesar Chavez Community School-Admin Office	1411 Teachers-Grades 1-12	\$62	\$2	\$64	
11000 Operational	1000 Instruction	52720 Workers Compensation Employer's Fee	2000 Special Programs	512001 Cesar Chavez Community School-Admin Office	1412 Teachers-Special Education	\$20	\$6	\$26	
Sub Total							\$0		
Indirect Cost									
DOC. TOTAL							\$0		

Justification:

1000 Function Maintenance

Compliance with Sections 10-15-1 and 22-8-12, NMSA, 1978 Compilation:

A. The requested budget/changes were authorized at a scheduled Board of Education or Governance Council meeting open to the public on:

B. Justification for the transfer: Explanation such as "underbudgeted", "insufficient budget", or "needed to close out Project" ARE NOT ACCEPTABLE. Attach additional sheets if necessary.

ALL TRANSFER BARS MUST NET OUT TO ZERO ON THE DOC. TOTAL LINE.

Must submit backup for all BARs,
except transfers of funds for SEG or
direct grants

STATE OF NEW MEXICO
PUBLIC EDUCATION DEPARTMENT
300 Don Gaspar Santa Fe, NM 87501-2786
Budget Adjustment Request

Fiscal Year: 2023-2024

Entity Name: Cesar Chavez Community School

Adjustment Changes Intent/Scope of Program Yes or No?: No

Contact: Rebekah Runyan, Business Manager

Total Approved Budget (Flowthrough):

Phone: 505-452-7481

Email: rebekah@k12accounting.com

FLOWTHROUGH ONLY	
Budget Period: 07/01/2023	To: 06/30/2024
A. Approved Carryover:	
B. Total Current Year Allocation:	
D. Total Funding Available:	

Fund	Function	Object	Program	Location	Job Class	Present Budget	Adj Amt Exp	Adj Budget	ADD'L FTE
24330 ARP ESSER III	1000 Instruction	51100 Salaries Expense	1010 Regular Education (PreK-12) Programs	512001 Cesar Chavez Community School-Admin Office	1411 Teachers-Grades 1-12	\$25,630	(\$5,879)	\$19,751	
24330 ARP ESSER III	1000 Instruction	51100 Salaries Expense	2000 Special Programs	512001 Cesar Chavez Community School-Admin Office	1412 Teachers-Special Education	\$45,279	(\$44,494)	\$785	
24330 ARP ESSER III	1000 Instruction	52111 Educational Retirement	1010 Regular Education (PreK-12) Programs	512001 Cesar Chavez Community School-Admin Office	1411 Teachers-Grades 1-12	\$13,555	(\$9,970)	\$3,585	
24330 ARP ESSER III	1000 Instruction	52111 Educational Retirement	2000 Special Programs	512001 Cesar Chavez Community School-Admin Office	1412 Teachers-Special Education	\$8,219	(\$8,076)	\$143	
24330 ARP ESSER III	1000 Instruction	52112 ERA - Retiree Health	1010 Regular Education (PreK-12) Programs	512001 Cesar Chavez Community School-Admin Office	1411 Teachers-Grades 1-12	\$1,494	(\$1,099)	\$395	
24330 ARP ESSER III	1000 Instruction	52112 ERA - Retiree Health	2000 Special Programs	512001 Cesar Chavez Community School-Admin Office	1412 Teachers-Special Education	\$906	(\$890)	\$16	
24330 ARP ESSER III	1000 Instruction	52210 FICA Payments	1010 Regular Education (PreK-12) Programs	512001 Cesar Chavez Community School-Admin Office	1411 Teachers-Grades 1-12	\$4,631	(\$3,488)	\$1,143	
24330 ARP ESSER III	1000 Instruction	52210 FICA Payments	2000 Special Programs	512001 Cesar Chavez Community School-Admin Office	1412 Teachers-Special Education	\$2,808	(\$2,761)	\$47	
24330 ARP ESSER III	1000 Instruction	52220 Medicare Payments	1010 Regular Education (PreK-12) Programs	512001 Cesar Chavez Community School-Admin Office	1411 Teachers-Grades 1-12	\$1,084	(\$816)	\$268	
24330 ARP ESSER III	1000 Instruction	52220 Medicare Payments	2000 Special Programs	512001 Cesar Chavez Community School-Admin Office	1412 Teachers-Special Education	\$657	(\$646)	\$11	
24330 ARP ESSER III	1000 Instruction	52311 Health and Medical Premiums	1010 Regular Education (PreK-12) Programs	512001 Cesar Chavez Community School-Admin Office	1411 Teachers-Grades 1-12	\$7,802	(\$4,638)	\$3,164	

24330 ARP ESSER III	1000 Instruction	52311 Health and Medical Premiums	2000 Special Programs	512001 Cesar Chavez Community School-Admin Office	1412 Teachers- Special Education	\$5,589	(\$5,526)	\$63	Page 13 of 63
24330 ARP ESSER III	1000 Instruction	52312 Life	2000 Special Programs	512001 Cesar Chavez Community School-Admin Office	1412 Teachers- Special Education	\$21	(\$20)	\$1	
24330 ARP ESSER III	1000 Instruction	52312 Life	1010 Regular Education (PreK-12) Programs	512001 Cesar Chavez Community School-Admin Office	1411 Teachers- Grades 1-12	\$39	(\$29)	\$10	
24330 ARP ESSER III	1000 Instruction	52313 Dental	2000 Special Programs	512001 Cesar Chavez Community School-Admin Office	1412 Teachers- Special Education	\$295	(\$293)	\$2	
24330 ARP ESSER III	1000 Instruction	52313 Dental	1010 Regular Education (PreK-12) Programs	512001 Cesar Chavez Community School-Admin Office	1411 Teachers- Grades 1-12	\$290	(\$162)	\$128	
24330 ARP ESSER III	1000 Instruction	52314 Vision	2000 Special Programs	512001 Cesar Chavez Community School-Admin Office	1412 Teachers- Special Education	\$34	(\$33)	\$1	
24330 ARP ESSER III	1000 Instruction	52314 Vision	1010 Regular Education (PreK-12) Programs	512001 Cesar Chavez Community School-Admin Office	1411 Teachers- Grades 1-12	\$64	(\$44)	\$20	
24330 ARP ESSER III	1000 Instruction	52315 Disability	1010 Regular Education (PreK-12) Programs	512001 Cesar Chavez Community School-Admin Office	1411 Teachers- Grades 1-12	\$53	(\$13)	\$40	
24330 ARP ESSER III	1000 Instruction	52500 Unemployment Compensation	1010 Regular Education (PreK-12) Programs	512001 Cesar Chavez Community School-Admin Office	1411 Teachers- Grades 1-12	\$120	(\$120)		
24330 ARP ESSER III	1000 Instruction	52500 Unemployment Compensation	2000 Special Programs	512001 Cesar Chavez Community School-Admin Office	1412 Teachers- Special Education	\$65	(\$65)		
24330 ARP ESSER III	1000 Instruction	52710 Workers Compensation Premium	2000 Special Programs	512001 Cesar Chavez Community School-Admin Office	1412 Teachers- Special Education	\$490	(\$79)	\$411	
24330 ARP ESSER III	1000 Instruction	52720 Workers Compensation Employer's Fee	1010 Regular Education (PreK-12) Programs	512001 Cesar Chavez Community School-Admin Office	1411 Teachers- Grades 1-12	\$12	(\$6)	\$6	
24330 ARP ESSER III	1000 Instruction	52720 Workers Compensation Employer's Fee	2000 Special Programs	512001 Cesar Chavez Community School-Admin Office	1412 Teachers- Special Education	\$7	(\$6)	\$1	
24330 ARP ESSER III	1000 Instruction	51100 Salaries Expense	1010 Regular Education (PreK-12) Programs	512001 Cesar Chavez Community School-Admin Office	1711 Instructional Assistants - Grades 1-12		\$42,570	\$42,570	1.00
24330 ARP ESSER III	1000 Instruction	51100 Salaries Expense	0000 No Program	512001 Cesar Chavez Community School-Admin Office	1611 Substitutes- Sick Leave		\$15,976	\$15,976	
24330 ARP ESSER III	1000 Instruction	52111 Educational Retirement	1010 Regular Education (PreK-12) Programs	512001 Cesar Chavez Community School-Admin Office	1711 Instructional Assistants - Grades 1-12		\$6,075	\$6,075	

24330 ARP ESSER III	1000 Instruction	52111 Educational Retirement	0000 No Program	512001 Cesar Chavez Community School-Admin Office	1611 Substitutes-Sick Leave		\$2,900	\$2,900	
24330 ARP ESSER III	1000 Instruction	52112 ERA - Retiree Health	1010 Regular Education (PreK-12) Programs	512001 Cesar Chavez Community School-Admin Office	1711 Instructional Assistants - Grades 1-12		\$670	\$670	
24330 ARP ESSER III	1000 Instruction	52112 ERA - Retiree Health	0000 No Program	512001 Cesar Chavez Community School-Admin Office	1611 Substitutes-Sick Leave		\$320	\$320	
24330 ARP ESSER III	1000 Instruction	52210 FICA Payments	1010 Regular Education (PreK-12) Programs	512001 Cesar Chavez Community School-Admin Office	1711 Instructional Assistants - Grades 1-12		\$2,005	\$2,005	
24330 ARP ESSER III	1000 Instruction	52210 FICA Payments	0000 No Program	512001 Cesar Chavez Community School-Admin Office	1611 Substitutes-Sick Leave		\$991	\$991	
24330 ARP ESSER III	1000 Instruction	52220 Medicare Payments	1010 Regular Education (PreK-12) Programs	512001 Cesar Chavez Community School-Admin Office	1711 Instructional Assistants - Grades 1-12		\$469	\$469	
24330 ARP ESSER III	1000 Instruction	52220 Medicare Payments	0000 No Program	512001 Cesar Chavez Community School-Admin Office	1611 Substitutes-Sick Leave		\$232	\$232	
24330 ARP ESSER III	1000 Instruction	52311 Health and Medical Premiums	1010 Regular Education (PreK-12) Programs	512001 Cesar Chavez Community School-Admin Office	1711 Instructional Assistants - Grades 1-12		\$4,347	\$4,347	
24330 ARP ESSER III	1000 Instruction	52312 Life	1010 Regular Education (PreK-12) Programs	512001 Cesar Chavez Community School-Admin Office	1711 Instructional Assistants - Grades 1-12		\$31	\$31	
24330 ARP ESSER III	1000 Instruction	52313 Dental	1010 Regular Education (PreK-12) Programs	512001 Cesar Chavez Community School-Admin Office	1711 Instructional Assistants - Grades 1-12		\$241	\$241	
24330 ARP ESSER III	1000 Instruction	52500 Unemployment Compensation	0000 No Program	512001 Cesar Chavez Community School-Admin Office	1611 Substitutes-Sick Leave		\$53	\$53	
24330 ARP ESSER III	1000 Instruction	52500 Unemployment Compensation	1010 Regular Education (PreK-12) Programs	512001 Cesar Chavez Community School-Admin Office	1711 Instructional Assistants - Grades 1-12		\$79	\$79	
24330 ARP ESSER III	1000 Instruction	52710 Workers Compensation Premium	1010 Regular Education (PreK-12) Programs	512001 Cesar Chavez Community School-Admin Office	1711 Instructional Assistants - Grades 1-12		\$550	\$550	
24330 ARP ESSER III	1000 Instruction	52720 Workers Compensation Employer's Fee	0000 No Program	512001 Cesar Chavez Community School-Admin Office	1610 Substitutes Professional Development		\$7	\$7	
24330 ARP ESSER III	1000 Instruction	52720 Workers Compensation Employer's Fee	1010 Regular Education (PreK-12) Programs	512001 Cesar Chavez Community School-Admin Office	1711 Instructional Assistants - Grades 1-12		\$7	\$7	
24330 ARP ESSER III	1000 Instruction	56113 Software	1010 Regular Education (PreK-12) Programs	512001 Cesar Chavez Community School-Admin Office	0000 No Job Class		\$11,610	\$11,610	

24330 ARP ESSER III	1000 Instruction	56118 General Supplies and Materials	1010 Regular Education (PreK-12) Programs	512001 Cesar Chavez Community School-Admin Office	0000 No Job Class		\$20	\$20 Page 15 of 63	
							Sub Total	\$0	1.00
							Indirect Cost		
							DOC. TOTAL	\$0	

Justification:

1000 function maintenance

Compliance with Sections 10-15-1 and 22-8-12, NMSA, 1978 Compilation:

A. The requested budget/changes were authorized at a scheduled Board of Education or Governance Council meeting open to the public on:

B. Justification for the transfer: Explanation such as "underbudgeted", "insufficient budget", or "needed to close out Project" ARE NOT ACCEPTABLE. Attach additional sheets if necessary.

ALL TRANSFER BARS MUST NET OUT TO ZERO ON THE DOC. TOTAL LINE.

Must submit backup for all BARs, except transfers of funds for SEG or direct grants

STATE OF NEW MEXICO
PUBLIC EDUCATION DEPARTMENT
300 Don Gaspar Santa Fe, NM 87501-2786
Budget Adjustment Request

Fiscal Year: 2023-2024

Entity Name: Cesar Chavez Community School

Adjustment Changes Intent/Scope of Program Yes or No?: No

Contact: Rebekah Runyan, Business Manager

Total Approved Budget (Flowthrough):

Phone: 505-452-7481

Email: rebekah@k12accounting.com

FLOWTHROUGH ONLY	Budget Period: 07/01/2023	To: 06/30/2024
A. Approved Carryover:		
B. Total Current Year Allocation:		
D. Total Funding Available:		

Fund	Function	Object	Program	Location	Job Class	Present Budget	Adj Amt Exp	Adj Budget	ADD'L FTE
24330 ARP ESSER III	2100 Support Services-Students	51100 Salaries Expense	0000 No Program	512001 Cesar Chavez Community School-Admin Office	1214 Guidance Counselors/Social Workers	\$50,080	(\$1,118)	\$48,962	
24330 ARP ESSER III	2100 Support Services-Students	51100 Salaries Expense	0000 No Program	512001 Cesar Chavez Community School-Admin Office	1218 School/Student Support	\$49,000	(\$13,375)	\$35,625	
24330 ARP ESSER III	2100 Support Services-Students	52111 Educational Retirement	0000 No Program	512001 Cesar Chavez Community School-Admin Office	1214 Guidance Counselors/Social Workers	\$9,090	(\$209)	\$8,881	
24330 ARP ESSER III	2100 Support Services-Students	52112 ERA - Retiree Health	0000 No Program	512001 Cesar Chavez Community School-Admin Office	1214 Guidance Counselors/Social Workers	\$1,002	(\$23)	\$979	
24330 ARP ESSER III	2100 Support Services-Students	52210 FICA Payments	0000 No Program	512001 Cesar Chavez Community School-Admin Office	1214 Guidance Counselors/Social Workers	\$3,105	(\$180)	\$2,925	
24330 ARP ESSER III	2100 Support Services-Students	52220 Medicare Payments	0000 No Program	512001 Cesar Chavez Community School-Admin Office	1214 Guidance Counselors/Social Workers	\$727	(\$43)	\$684	
24330 ARP ESSER III	2100 Support Services-Students	52710 Workers Compensation Premium	0000 No Program	512001 Cesar Chavez Community School-Admin Office	1214 Guidance Counselors/Social Workers	\$583	(\$75)	\$508	
24330 ARP ESSER III	2100 Support Services-Students	52111 Educational Retirement	0000 No Program	512001 Cesar Chavez Community School-Admin Office	1218 School/Student Support		\$6,466	\$6,466	
24330 ARP ESSER III	2100 Support Services-Students	52112 ERA - Retiree Health	0000 No Program	512001 Cesar Chavez Community School-Admin Office	1218 School/Student Support		\$713	\$713	
24330 ARP ESSER III	2100 Support Services-Students	52210 FICA Payments	0000 No Program	512001 Cesar Chavez Community School-Admin Office	1218 School/Student Support		\$2,146	\$2,146	
24330 ARP ESSER III	2100 Support Services-Students	52220 Medicare Payments	0000 No Program	512001 Cesar Chavez Community School-Admin Office	1218 School/Student Support		\$502	\$502	

24330 ARP ESSER III	2100 Support Services-Students	52311 Health and Medical Premiums	0000 No Program	512001 Cesar Chavez Community School-Admin Office	1214 Guidance Counselors/So cial Workers	\$3,572	\$412	\$3,984	Page 17 of 63
24330 ARP ESSER III	2100 Support Services-Students	52311 Health and Medical Premiums	0000 No Program	512001 Cesar Chavez Community School-Admin Office	1218 School/Student Support		\$3,933	\$3,933	
24330 ARP ESSER III	2100 Support Services-Students	52312 Life	0000 No Program	512001 Cesar Chavez Community School-Admin Office	1214 Guidance Counselors/So cial Workers	\$23	\$3	\$26	
24330 ARP ESSER III	2100 Support Services-Students	52312 Life	0000 No Program	512001 Cesar Chavez Community School-Admin Office	1218 School/Student Support		\$28	\$28	
24330 ARP ESSER III	2100 Support Services-Students	52313 Dental	0000 No Program	512001 Cesar Chavez Community School-Admin Office	1214 Guidance Counselors/So cial Workers	\$85	\$5	\$90	
24330 ARP ESSER III	2100 Support Services-Students	52313 Dental	0000 No Program	512001 Cesar Chavez Community School-Admin Office	1218 School/Student Support		\$109	\$109	
24330 ARP ESSER III	2100 Support Services-Students	52314 Vision	0000 No Program	512001 Cesar Chavez Community School-Admin Office	1214 Guidance Counselors/So cial Workers	\$37	\$2	\$39	
24330 ARP ESSER III	2100 Support Services-Students	52314 Vision	0000 No Program	512001 Cesar Chavez Community School-Admin Office	1218 School/Student Support		\$48	\$48	
24330 ARP ESSER III	2100 Support Services-Students	52315 Disability	0000 No Program	512001 Cesar Chavez Community School-Admin Office	1218 School/Student Support		\$162	\$162	
24330 ARP ESSER III	2100 Support Services-Students	52500 Unemployment Compensation	0000 No Program	512001 Cesar Chavez Community School-Admin Office	1214 Guidance Counselors/So cial Workers	\$70	\$4	\$74	
24330 ARP ESSER III	2100 Support Services-Students	52500 Unemployment Compensation	0000 No Program	512001 Cesar Chavez Community School-Admin Office	1218 School/Student Support		\$7	\$7	
24330 ARP ESSER III	2100 Support Services-Students	52720 Workers Compensation Employer's Fee	0000 No Program	512001 Cesar Chavez Community School-Admin Office	1218 School/Student Support		\$7	\$7	
24330 ARP ESSER III	2600 Operation & Maintenance of Plant	54416 Communication Services	0000 No Program	512001 Cesar Chavez Community School-Admin Office	0000 No Job Class	\$50	\$476	\$526	
Sub Total								\$0	
Indirect Cost									
DOC. TOTAL								\$0	

Justification:

2XXX function maintenance

Compliance with Sections 10-15-1 and 22-8-12, NMSA, 1978 Compilation:

A. The requested budget/changes were authorized at a scheduled Board of Education or Governance Council meeting open to the public on:

B. Justification for the transfer: Explanation such as "underbudgeted", "insufficient budget", or "needed to close out Project" ARE NOT ACCEPTABLE. Attach additional sheets if necessary.

ALL TRANSFER BARS MUST NET OUT TO ZERO ON THE DOC. TOTAL LINE.

Must submit backup for all BARs,
except transfers of funds for SEG or
direct grants

STATE OF NEW MEXICO
PUBLIC EDUCATION DEPARTMENT
300 Don Gaspar Santa Fe, NM 87501-2786
Budget Adjustment Request

Fiscal Year: 2023-2024

Entity Name: Cesar Chavez Community School

Adjustment Changes Intent/Scope of Program Yes or No?: No

Contact: Rebekah Runyan, Business Manager

Total Approved Budget (Flowthrough):

Phone: 505-452-7481

Email: rebekah@k12accounting.com

FLOWTHROUGH ONLY	
Budget Period: 07/01/2023	To: 06/30/2024
A. Approved Carryover:	
B. Total Current Year Allocation:	
D. Total Funding Available:	

Fund	Function	Object	Program	Location	Job Class	Present Budget	Adj Amt Exp	Adj Budget	ADD'L FTE
27901 Indian Education Act Funding HB2 regular 2023	1000 Instruction	51100 Salaries Expense	1010 Regular Education (PreK-12) Programs	512001 Cesar Chavez Community School-Admin Office	1411 Teachers-Grades 1-12	\$39,536	(\$9,355)	\$30,181	
27901 Indian Education Act Funding HB2 regular 2023	1000 Instruction	52111 Educational Retirement	1010 Regular Education (PreK-12) Programs	512001 Cesar Chavez Community School-Admin Office	1411 Teachers-Grades 1-12	\$7,176	(\$5,928)	\$1,248	
27901 Indian Education Act Funding HB2 regular 2023	1000 Instruction	52112 ERA - Retiree Health	1010 Regular Education (PreK-12) Programs	512001 Cesar Chavez Community School-Admin Office	1411 Teachers-Grades 1-12	\$791	(\$653)	\$138	
27901 Indian Education Act Funding HB2 regular 2023	1000 Instruction	52210 FICA Payments	1010 Regular Education (PreK-12) Programs	512001 Cesar Chavez Community School-Admin Office	1411 Teachers-Grades 1-12	\$2,452	(\$2,025)	\$427	
27901 Indian Education Act Funding HB2 regular 2023	1000 Instruction	52220 Medicare Payments	1010 Regular Education (PreK-12) Programs	512001 Cesar Chavez Community School-Admin Office	1411 Teachers-Grades 1-12	\$574	(\$474)	\$100	
27901 Indian Education Act Funding HB2 regular 2023	1000 Instruction	52311 Health and Medical Premiums	1010 Regular Education (PreK-12) Programs	512001 Cesar Chavez Community School-Admin Office	1411 Teachers-Grades 1-12	\$2,889	(\$2,889)		
27901 Indian Education Act Funding HB2 regular 2023	1000 Instruction	52312 Life	1010 Regular Education (PreK-12) Programs	512001 Cesar Chavez Community School-Admin Office	1411 Teachers-Grades 1-12	\$23	(\$23)		

27901 Indian Education Act Funding HB2 regular 2023	1000 Instruction	52313 Dental	1010 Regular Education (PreK-12) Programs	512001 Cesar Chavez Community School-Admin Office	1411 Teachers-Grades 1-12	\$169	(\$169)	Page 19 of 63	
27901 Indian Education Act Funding HB2 regular 2023	1000 Instruction	52314 Vision	1010 Regular Education (PreK-12) Programs	512001 Cesar Chavez Community School-Admin Office	1411 Teachers-Grades 1-12	\$37	(\$37)		
27901 Indian Education Act Funding HB2 regular 2023	1000 Instruction	52500 Unemployment Compensation	1010 Regular Education (PreK-12) Programs	512001 Cesar Chavez Community School-Admin Office	1411 Teachers-Grades 1-12	\$70	(\$61)	\$9	
27901 Indian Education Act Funding HB2 regular 2023	1000 Instruction	52710 Workers Compensation Premium	1010 Regular Education (PreK-12) Programs	512001 Cesar Chavez Community School-Admin Office	1411 Teachers-Grades 1-12	\$802	(\$802)		
27901 Indian Education Act Funding HB2 regular 2023	1000 Instruction	52720 Workers Compensation Employer's Fee	1010 Regular Education (PreK-12) Programs	512001 Cesar Chavez Community School-Admin Office	1411 Teachers-Grades 1-12	\$7	(\$7)		
27901 Indian Education Act Funding HB2 regular 2023	1000 Instruction	51100 Salaries Expense	1010 Regular Education (PreK-12) Programs	512001 Cesar Chavez Community School-Admin Office	1711 Instructional Assistants - Grades 1-12		\$10,632	\$10,632	
27901 Indian Education Act Funding HB2 regular 2023	1000 Instruction	51300 Additional Compensation	1010 Regular Education (PreK-12) Programs	512001 Cesar Chavez Community School-Admin Office	1411 Teachers-Grades 1-12		\$6,875	\$6,875	
27901 Indian Education Act Funding HB2 regular 2023	1000 Instruction	51300 Additional Compensation	1010 Regular Education (PreK-12) Programs	512001 Cesar Chavez Community School-Admin Office	1711 Instructional Assistants - Grades 1-12		\$1,500	\$1,500	
27901 Indian Education Act Funding HB2 regular 2023	1000 Instruction	52111 Educational Retirement	1010 Regular Education (PreK-12) Programs	512001 Cesar Chavez Community School-Admin Office	1711 Instructional Assistants - Grades 1-12		\$2,202	\$2,202	
27901 Indian Education Act Funding HB2 regular 2023	1000 Instruction	52112 ERA - Retiree Health	1010 Regular Education (PreK-12) Programs	512001 Cesar Chavez Community School-Admin Office	1711 Instructional Assistants - Grades 1-12		\$243	\$243	

27901 Indian Education Act Funding HB2 regular 2023	1000 Instruction	52210 FICA Payments	1010 Regular Education (PreK-12) Programs	512001 Cesar Chavez Community School-Admin Office	1711 Instructional Assistants - Grades 1-12		\$753	\$753	
27901 Indian Education Act Funding HB2 regular 2023	1000 Instruction	52220 Medicare Payments	1010 Regular Education (PreK-12) Programs	512001 Cesar Chavez Community School-Admin Office	1711 Instructional Assistants - Grades 1-12		\$176	\$176	
27901 Indian Education Act Funding HB2 regular 2023	1000 Instruction	52312 Life	1010 Regular Education (PreK-12) Programs	512001 Cesar Chavez Community School-Admin Office	1711 Instructional Assistants - Grades 1-12		\$10	\$10	
27901 Indian Education Act Funding HB2 regular 2023	1000 Instruction	52500 Unemployment Compensation	1010 Regular Education (PreK-12) Programs	512001 Cesar Chavez Community School-Admin Office	1711 Instructional Assistants - Grades 1-12		\$29	\$29	
27901 Indian Education Act Funding HB2 regular 2023	1000 Instruction	52720 Workers Compensation Employer's Fee	1010 Regular Education (PreK-12) Programs	512001 Cesar Chavez Community School-Admin Office	1711 Instructional Assistants - Grades 1-12		\$3	\$3	
Sub Total							\$0		
Indirect Cost									
DOC. TOTAL							\$0		

Justification:

Function maintenance

Compliance with Sections 10-15-1 and 22-8-12, NMSA, 1978 Compilation:

A. The requested budget/changes were authorized at a scheduled Board of Education or Governance Council meeting open to the public on:

B. Justification for the transfer: Explanation such as "underbudgeted", "insufficient budget", or "needed to close out Project" ARE NOT ACCEPTABLE. Attach additional sheets if necessary.

ALL TRANSFER BARS MUST NET OUT TO ZERO ON THE DOC. TOTAL LINE.

Must submit backup for all BARs, except transfers of funds for SEG or direct grants

STATE OF NEW MEXICO
PUBLIC EDUCATION DEPARTMENT
300 Don Gaspar Santa Fe, NM 87501-2786
Budget Adjustment Request

Doc. ID: 512-000-2324-0023-I

Fund Type: Flowthrough

Adjustment Type: Increase

Fiscal Year: 2023-2024

Entity Name: Cesar Chavez Community School

Adjustment Changes Intent/Scope of Program Yes or No?: No

Contact: Rebekah Runyan, Business Manager

Total Approved Budget (Flowthrough):

Phone: 505-452-7481

Email: rebekah@k12accounting.com

FLOWTHROUGH ONLY	Budget Period: 07/01/2023	To: 06/30/2024
A. Approved Carryover:		
B. Total Current Year Allocation:		
D. Total Funding Available:		

Revenue 24330.0000.44500 \$4,746

Fund	Function	Object	Program	Location	Job Class	Present Budget	Adj Amt Exp	Adj Budget	ADD'L FTE
24330 ARP ESSER III	1000 Instruction	56118 General Supplies and Materials	1010 Regular Education (PreK-12) Programs	512001 Cesar Chavez Community School-Admin Office	0000 No Job Class		\$4,746	\$4,746	
Sub Total							\$4,746		
Indirect Cost									
DOC. TOTAL							\$4,746		

Justification:

To budget USDE ARP Final award Fy24

Compliance with Sections 10-15-1 and 22-8-12, NMSA, 1978 Compilation:

A. The requested budget/changes were authorized at a scheduled Board of Education or Governance Council meeting open to the public on:

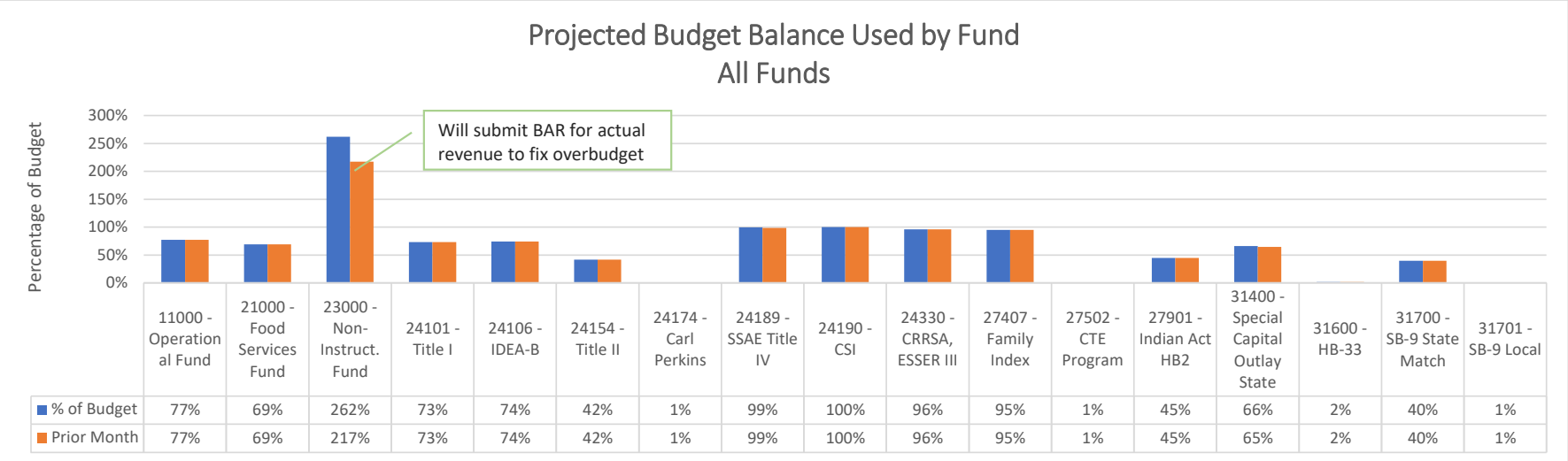
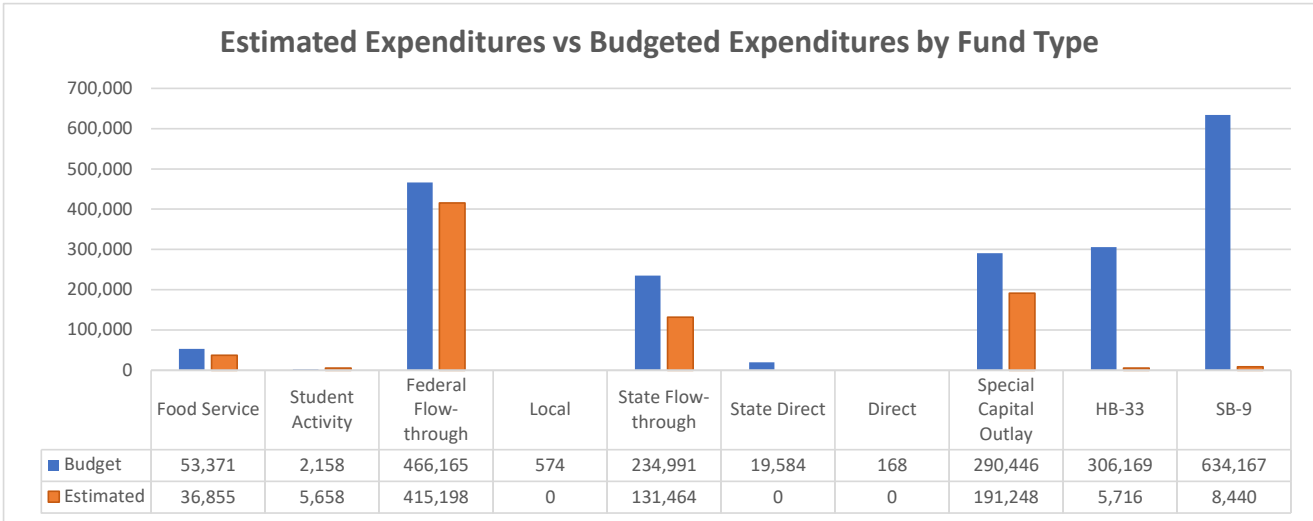
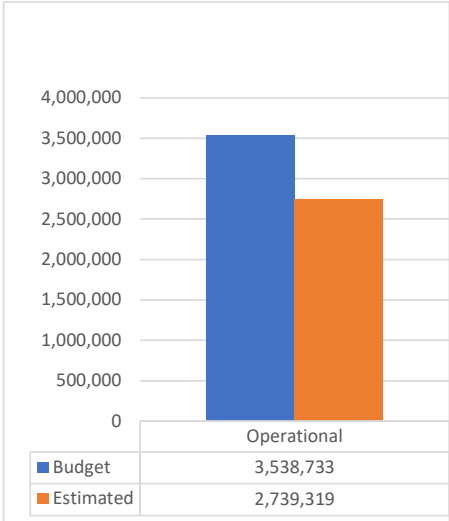
B. Justification for the transfer: Explanation such as "underbudgeted", "insufficient budget", or "needed to close out Project" ARE NOT ACCEPTABLE. Attach additional sheets if necessary.

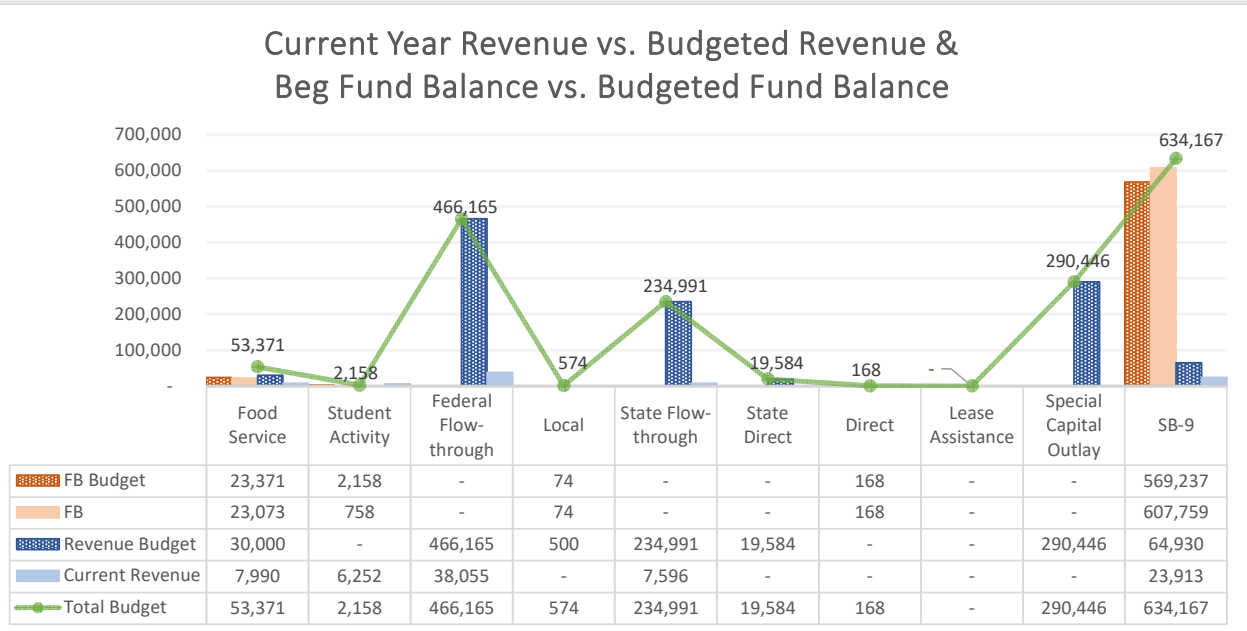
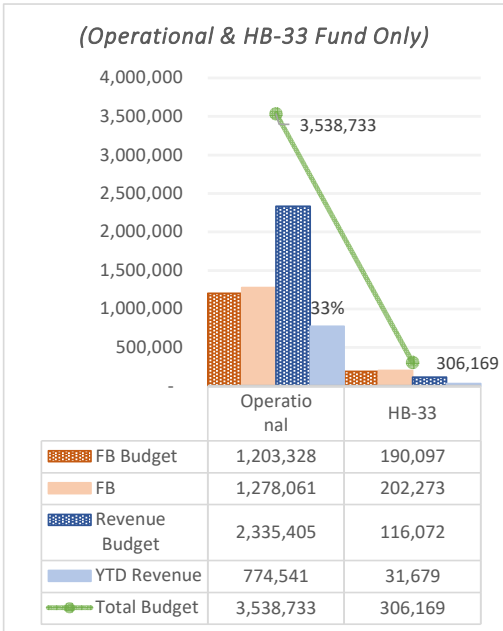
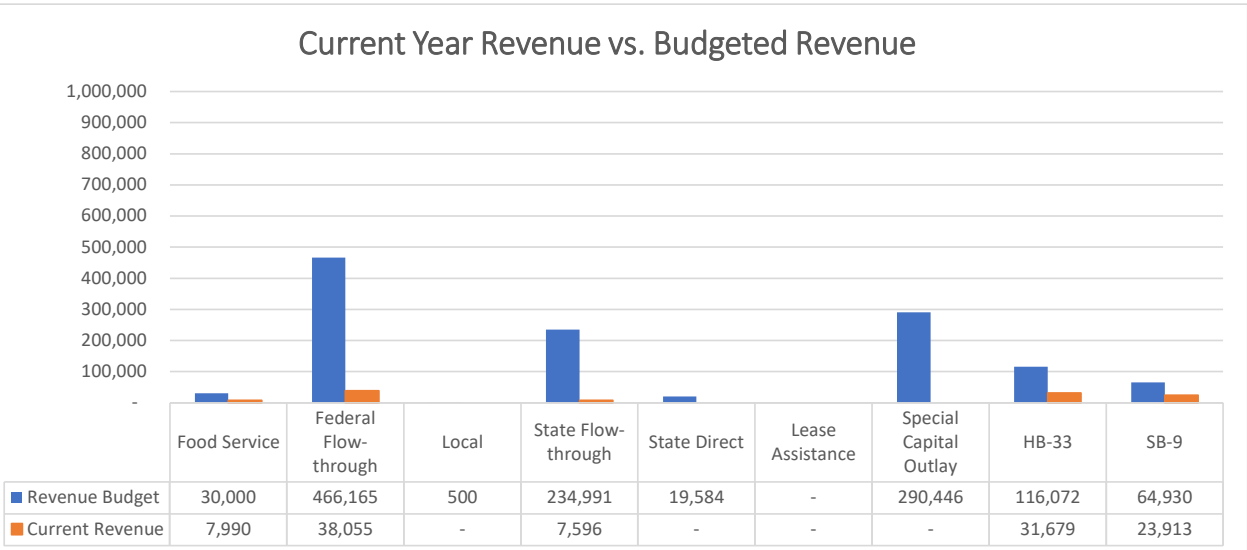
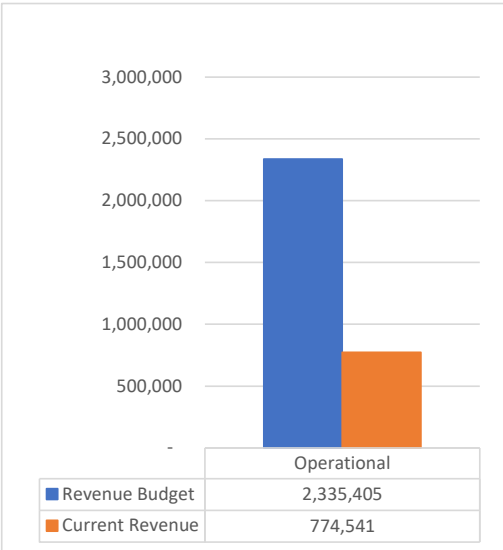
ALL TRANSFER BARS MUST NET OUT TO ZERO ON THE DOC. TOTAL LINE.

Cesar Chavez Community School

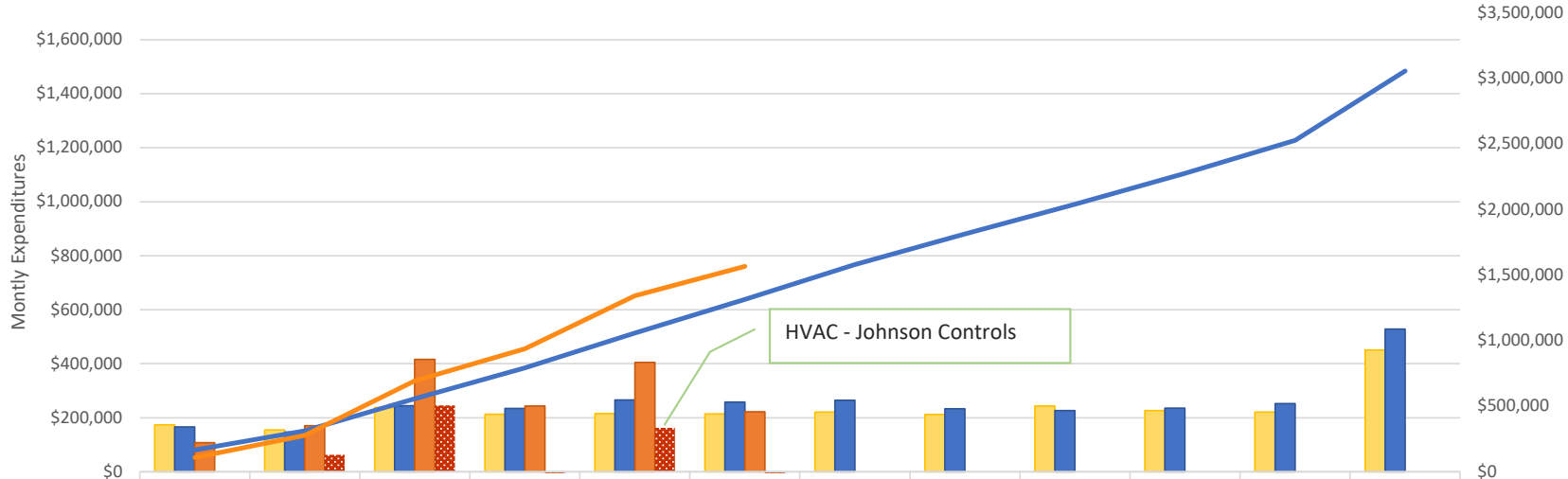
Expenditure Analytical Review

December 31, 2023

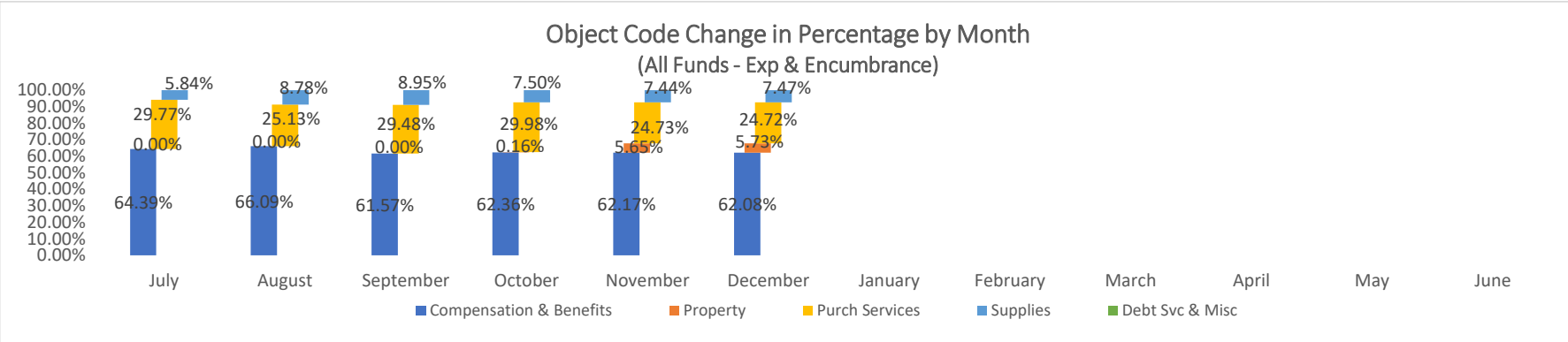
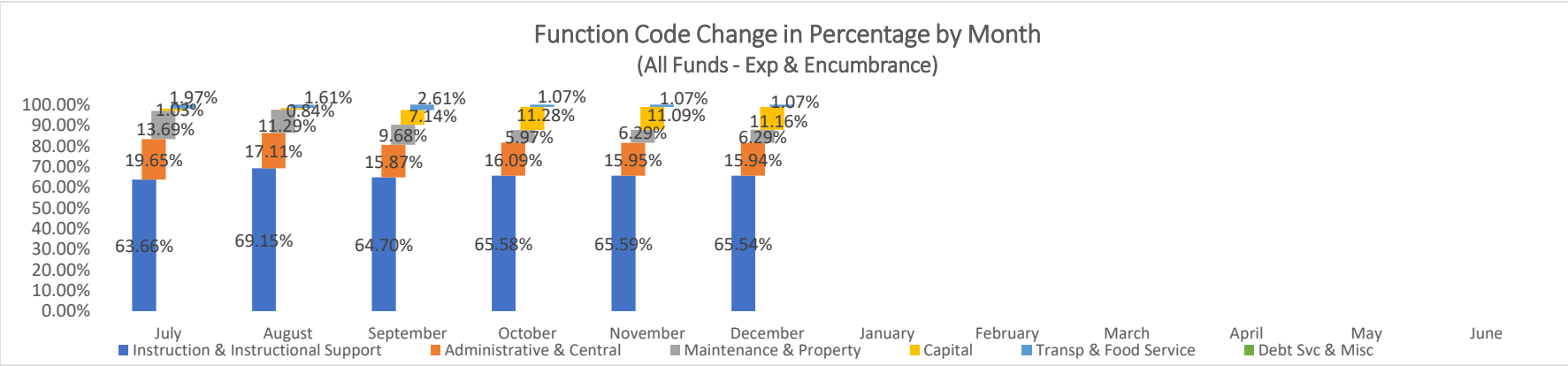
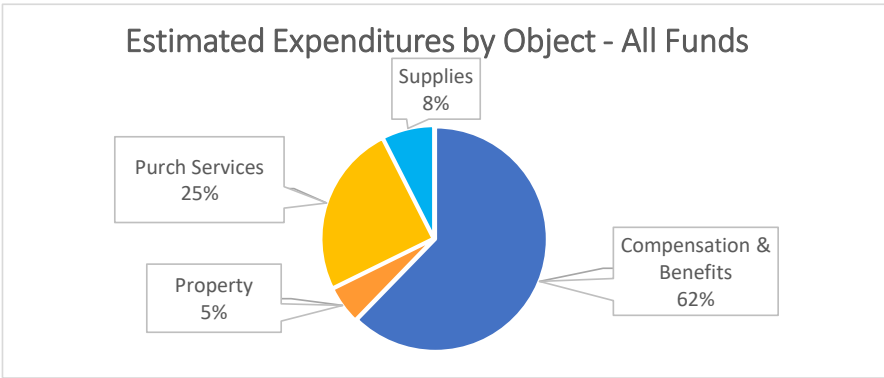
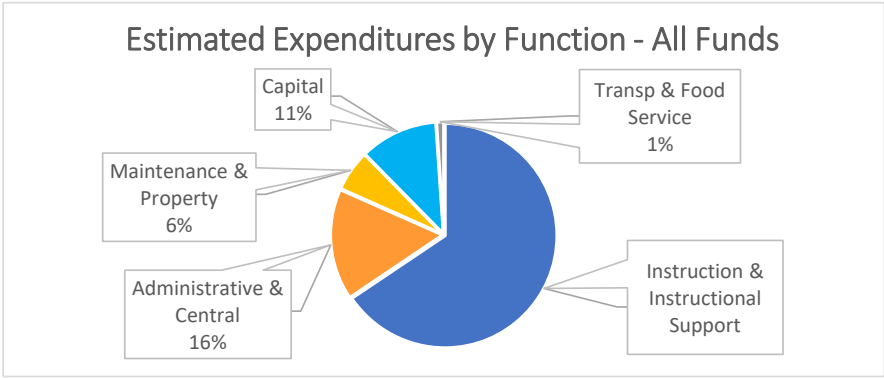




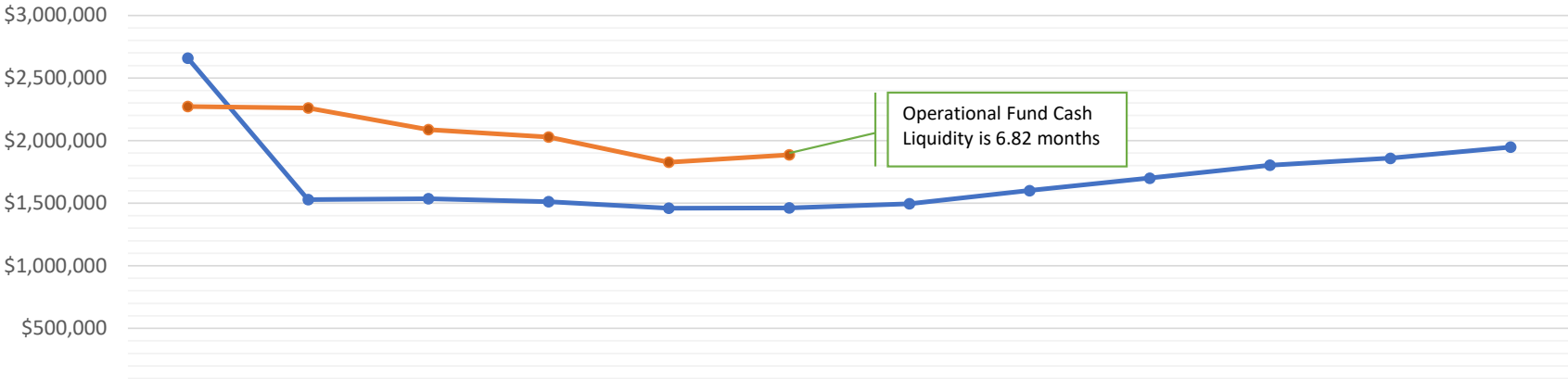
Yearly Expenditure Comparison by Month - All Funds



	JUL	AUG	SEP	OCT	NOV	DEC	JAN	FEB	MAR	APR	MAY	JUN
2021/2022	\$174,250	\$154,657	\$237,922	\$213,328	\$215,427	\$214,021	\$221,286	\$211,638	\$243,855	\$226,061	\$220,439	\$450,564
2022/2023	\$165,606	\$147,177	\$244,041	\$234,270	\$266,280	\$257,813	\$264,238	\$233,357	\$226,361	\$235,038	\$252,009	\$527,974
2023/2024	\$107,183	\$170,231	\$416,303	\$242,851	\$405,026	\$222,599						
Monthly Change	\$0	\$63,048	\$246,071	-\$173,452	\$162,176	-\$182,428						
YTD PY	\$165,606	\$312,783	\$556,823	\$791,093	\$1,057,373	\$1,315,186	\$1,579,424	\$1,812,781	\$2,039,142	\$2,274,179	\$2,526,188	\$3,054,162
YTD	\$107,183	\$277,415	\$693,718	\$936,569	\$1,341,595	\$1,564,194						



Monthly Cash Balance All Funds



	JUL	AUG	SEP	OCT	NOV	DEC	JAN	FEB	MAR	APR	MAY	JUN
● FY2023	\$2,659,548	\$1,528,172	\$1,536,319	\$1,511,757	\$1,461,033	\$1,461,818	\$1,495,930	\$1,600,897	\$1,700,124	\$1,803,513	\$1,858,947	\$1,947,798
● FY2024	\$2,271,812	\$2,260,829	\$2,088,555	\$2,027,887	\$1,826,464	\$1,885,480						

Checks Dated 12/01/2023 through 12/31/2023

Check Number	Check Date	Pay to the Order of	Check Amount
14184	12/01/2023	AJF Enterprise Inc	1,224.79
14185	12/01/2023	Amazon Capital Services, Inc	1,621.55
14186	12/01/2023	Century Link	648.66
14187	12/01/2023	Cuara-Martinez, Karina S	431.53
14188	12/01/2023	Sam's Club & Wal-mart	463.70
14189	12/01/2023	Wells Fargo Financial Leasing	3,178.56
14191	12/07/2023	ACES	11,076.41 *
Reissued on 12/13/2023			
14192	12/07/2023	Aguilar, Margaret	22.81
14193	12/07/2023	Bowers, Amy	134.35
14194	12/07/2023	Cooperative Educational Services	1,235.21
14195	12/07/2023	LaBarge Landscape	565.03
14196	12/07/2023	Richard M. Romero Consulting	627.48
14197	12/07/2023	Sam's Club & Wal-mart	224.79
14198	12/07/2023	Wells Fargo Financial Leasing	1,589.28
14199	12/13/2023	ABCWUA	365.25
14200	12/13/2023	Century Link	106.05
14201	12/13/2023	Crystal Springs Bottled Water	137.00
14202	12/13/2023	Johnson Controls Inc	500.00
14203	12/13/2023	Lock Box EM3 Networks LLC	1,341.00
14204	12/13/2023	Panoptic Clean LLC	1,225.28
14205	12/13/2023	Pitney Bowes	207.09
14206	12/13/2023	TSA Consulting Group, Inc.	50.00
14207	12/13/2023	Verizon Wireless	145.85
14208	12/18/2023	ACES	11,076.41
14209	12/19/2023	CamNet, Inc	84,837.30
14211	12/20/2023	ACES	3,780.00
14212	12/20/2023	AJF Enterprise Inc	1,592.22
14213	12/20/2023	Amazon Capital Services, Inc	277.61
14214	12/20/2023	Catholic Community Services.	353.82
14215	12/20/2023	Century Link	120.36
14216	12/20/2023	Sam's Club & Wal-mart	55.06
14217	12/20/2023	SG Consulting Services, LLC	627.45
14218	12/20/2023	Twisters	217.97
14219	12/20/2023	Wilkinson, Adam	125.92
14220	12/22/2023	Arness, Tani	136.25
14221	12/22/2023	Catholic Community Services.	210.80
14222	12/22/2023	Charter School Nursing	3,228.75
14223	12/22/2023	Dry Fly Enterprises, Inc	66.26
14224	12/22/2023	Heather Blair	194.88
14225	12/22/2023	LSG and Associates Inc	2,853.75
14226	12/22/2023	Panoptic Clean LLC	1,225.28
14227	12/22/2023	Sam's Club & Wal-mart	161.74
14232	12/01/2023	NMPSIA	20,096.00
Total Number of Checks			43
			158,359.50

The preceding Checks have been issued in accordance with the District's Policy and authorization of the Board of Trustees. It is recommended that the preceding Checks be approved.

Checks Dated 12/01/2023 through 12/31/2023

Check Number	Check Date	Pay to the Order of	Check Amount
--------------	------------	---------------------	--------------

	Count	Amount
Reissue	1	11,076.41
Net Issue		147,283.09

Fund Recap

Fund	Description	Check Count	Expensed Amount
11000	Operational Fund	36	54,061.25
21000	Food Services Fund	1	3,780.00
23000	Non-Instruct. Fund	5	1,425.98
24101	Title I - IASA	1	72.72
24106	IDEA-B Entitlement	1	98.06
24189	SSAE Title IV	1	73.46
24190	Title I CSI	1	84,837.30
24330	CRRSA, ESSER III	2	1,662.42
27407	Family Income Index	1	1,204.78
27901	Indian Education Act HB2	1	.86
31701	Capital Improv. SB9 Local	1	66.26
Total Number of Checks		43	147,283.09
Less Unpaid Tax Liability			.00
Net (Check Amount)			147,283.09

The preceding Checks have been issued in accordance with the District's Policy and authorization of the Board of Trustees. It is recommended that the preceding Checks be approved.



Bank Account 120MAIN - Wells Fargo Operating Account

Payment Id	Comment					
Check # 14184	11000	12/01/2023	Check Amt	1,224.79	Status Cleared	AJF Enterprise Inc (010154/1)
11386		FY24 Security Services				11000- 2600- 55915- 0000- 512001- 0000- 00000 1,224.79
Check # 14185	11000	12/01/2023	Check Amt	1,621.55	Status Cleared	Amazon Capital Services, Inc (001361/2)
1FR7-CRF4-VN6G		Classroom Emergency Kit Supplies				11000- 2100- 56118- 0000- 512001- 0000- 00000 556.13
1LYM-XXXV-JRD7		Classroom Emergency Kit Supplies				11000- 2100- 56118- 0000- 512001- 0000- 00000 822.50
1WD9-W3Y3-FKVN		Kitchen Supplies				11000- 3100- 56118- 0000- 512001- 0000- 00000 113.92
1XTQ-VCJT-7WLR		Amazon Business Prime Membership				11000- 2400- 53711- 0000- 512001- 0000- 00000 129.00
Check # 14186	11000	12/01/2023	Check Amt	648.66	Status Cleared	Century Link (001355/1)
664809022		FY24 Phone, Fax Servcie				11000- 2600- 54416- 0000- 512001- 0000- 00000 648.66
Check # 14187	23000	12/01/2023	Check Amt	431.53	Status Cleared	Cuara-Martinez, Karina S (000936/1)
023468		Thanksgiving Food Drive				23000- 1000- 56118- 9000- 512001- 0000- 00000 229.03
036528		Thanksgiving Food Drive				23000- 1000- 56118- 9000- 512001- 0000- 00000 12.86
056798		Thanksgiving Food Drive				23000- 1000- 56118- 9000- 512001- 0000- 00000 13.98
089878		Thanksgiving Food Drive				23000- 1000- 56118- 9000- 512001- 0000- 00000 45.93
09616B		Thanksgiving Food Drive				23000- 1000- 56118- 9000- 512001- 0000- 00000 129.73
Check # 14188	23000	12/01/2023	Check Amt	463.70	Status Cleared	Sam's Club & Wal-mart (000935/1)
000700		Club Tuesday Supplies for Week of 11/7				11000- 2400- 56118- 0000- 512001- 0000- 00000 58.18
001056		Thanksgiving Food Drive				23000- 1000- 56118- 9000- 512001- 0000- 00000 405.52
Check # 14189	11000	12/01/2023	Check Amt	3,178.56	Status Cleared	Wells Fargo Financial Leasing (000647/2)
5026871601		Copy Machine Lease				11000- 2500- 54620- 0000- 512001- 0000- 00000 1,589.28
5027255848		Copy Machine Lease				11000- 2500- 54620- 0000- 512001- 0000- 00000 1,589.28
* Break in sequence						
Check # 14191	11000	12/07/2023	Check Amt	11,076.41	Status Reissued	ACES (001522/2)
12160		FY24 Business Manager Services				11000- 2500- 53414- 0000- 512001- 0000- 00000 11,076.41
		Reversal of EX24-00393				11000- 2500- 53414- 0000- 512001- 0000- 00000 11,076.41-
Check # 14192	11000	12/07/2023	Check Amt	22.81	Status Cleared	Aguilar, Margaret (010035/1)
358839		Reimbursement for Science Classroom Supplies				11000- 1000- 56118- 1010- 512001- 0000- 00000 22.81
Check # 14193	11000	12/07/2023	Check Amt	134.35	Status Cleared	Bowers, Amy (010106/1)
027860		Self-Care Items supplies FY24				11000- 2100- 56118- 0000- 512001- 0000- 00000 17.00
05654D		Self-Care Items supplies FY24				11000- 2100- 56118- 0000- 512001- 0000- 00000 29.28
114-4321419-8849067		Self-Care Items supplies FY24				11000- 2100- 56118- 0000- 512001- 0000- 00000 88.07
Check # 14194	11000	12/07/2023	Check Amt	1,235.21	Status Printed	Cooperative Educational Services (000327/3)
36-050058		FY24 Diagnosticians				11000- 2100- 53211- 2000- 512001- 0000- 00000 1,235.21
Check # 14195	11000	12/07/2023	Check Amt	565.03	Status Cleared	LaBarge Landscape (010003/1)

Selection Sorted by Check Number, Inv #, Include Address=No, (Org = 120, Source = N, Pay To = N, Payment Method = N, Starting Check Date = 12/1/2023, Ending Check Date = 12/31/2023, Summary? = N, Sort/Group 1 = , Sort/Group 2 =)



Bank Account 120MAIN - Wells Fargo Operating Account

Payment Id	Comment					
Check # 14195	11000	12/07/2023	Check Amt	565.03	Status Cleared	LaBarge Landscape (010003/1) - continued
45571		FY24 Landscaping Services				11000- 2600- 54312- 0000- 512001- 0000- 00000 565.03
Check # 14196	11000	12/07/2023	Check Amt	627.48	Status Cleared	Richard M. Romero Consulting (001407/1)
1976		Lobbyist Services FY24				11000- 2300- 55915- 0000- 512001- 0000- 00000 627.48
Check # 14197	11000	12/07/2023	Check Amt	224.79	Status Cleared	Sam's Club & Wal-mart (000935/1)
000777		Club Tuesday Supplies for Weeks of 12/5-12/19				11000- 2400- 56118- 0000- 512001- 0000- 00000 106.40
000785		FY24 Membership Renewal				11000- 2400- 53711- 0000- 512001- 0000- 00000 118.39
Check # 14198	11000	12/07/2023	Check Amt	1,589.28	Status Cleared	Wells Fargo Financial Leasing (000647/2)
5027669360		Copy Machine Lease				11000- 2500- 54620- 0000- 512001- 0000- 00000 1,589.28
Check # 14199	11000	12/13/2023	Check Amt	365.25	Status Cleared	ABCWUA (001289/1)
157207627393		FY24 Water Utilities				11000- 2600- 54415- 0000- 512001- 0000- 00000 11.13
505153967004		FY24 Water Utilities				11000- 2600- 54415- 0000- 512001- 0000- 00000 19.11
515523294524		FY24 Water Utilities				11000- 2600- 54415- 0000- 512001- 0000- 00000 335.01
Check # 14200	11000	12/13/2023	Check Amt	106.05	Status Cleared	Century Link (001355/1)
156 20231128		FY24 Phone, Fax Servcie				11000- 2600- 54416- 0000- 512001- 0000- 00000 106.05
Check # 14201	11000	12/13/2023	Check Amt	137.00	Status Cleared	Crystal Springs Bottled Water (000334/3)
9262311		FY24 Bottled Water				11000- 2400- 56118- 0000- 512001- 0000- 00000 137.00
Check # 14202	11000	12/13/2023	Check Amt	500.00	Status Cleared	Johnson Controls Inc (010111/1)
1-131558194445		FY24 HVAC Repairs				11000- 2600- 54312- 0000- 512001- 0000- 00000 500.00
Check # 14203	11000	12/13/2023	Check Amt	1,341.00	Status Cleared	Lock Box EM3 Networks LLC (010028/2)
17922		FY24 Internet Services				11000- 2600- 54416- 0000- 512001- 0000- 00000 1,341.00
Check # 14204	11000	12/13/2023	Check Amt	1,225.28	Status Cleared	Panoptic Clean LLC (010195/1)
2323		FY 24 Cleaning Services Panoptic				11000- 2600- 55915- 0000- 512001- 0000- 00000 1,225.28
Check # 14205	11000	12/13/2023	Check Amt	207.09	Status Cleared	Pitney Bowes (000762/2)
3318389118		FY24 Postage and Postal Rental				11000- 2500- 54620- 0000- 512001- 0000- 00000 207.09
Check # 14206	11000	12/13/2023	Check Amt	50.00	Status Cleared	TSA Consulting Group, Inc. (001363/1)
102113		FY24 Section 403B Admin. Charges				11000- 2500- 55915- 0000- 512001- 0000- 00000 50.00
Check # 14207	11000	12/13/2023	Check Amt	145.85	Status Cleared	Verizon Wireless (000658/1)
9949868108		FY24 Cell Phone Services				11000- 2600- 54416- 0000- 512001- 0000- 00000 87.93 24330- 2600- 54416- 0000- 512001- 0000- 00000 57.92
Check # 14208	11000	12/18/2023	Check Amt	11,076.41	Status Cleared	ACES (001522/2)
12160		FY24 Business Manager Services				11000- 2500- 53414- 0000- 512001- 0000- 00000 11,076.41
Check # 14209	24190	12/19/2023	Check Amt	84,837.30	Status Cleared	CamNet, Inc (010184/1)

Selection Sorted by Check Number, Inv #, Include Address=No, (Org = 120, Source = N, Pay To = N, Payment Method = N, Starting Check Date = 12/1/2023, Ending Check Date = 12/31/2023, Summary? = N, Sort/Group 1 = , Sort/Group 2 =)



Bank Account 120MAIN - Wells Fargo Operating Account

Payment Id	Comment						
Check # 14209	24190	12/19/2023	Check Amt	84,837.30	Status Cleared	CamNet, Inc (010184/1) - continued	
0024774	Camnet Laptops & Tech					24190- 1000- 56119- 0000- 512001- 0000- 00000	84,837.30
* Break in sequence							
Check # 14211	21000	12/20/2023	Check Amt	3,780.00	Status Cleared	ACES (001522/2)	
12236	FY24 Food Services					21000- 3100- 56116- 0000- 512001- 0000- 00000	3,780.00
Check # 14212	11000	12/20/2023	Check Amt	1,592.22	Status Cleared	AJF Enterprise Inc (010154/1)	
11428	FY24 Security Services					11000- 2600- 55915- 0000- 512001- 0000- 00000	1,592.22
Check # 14213	23000	12/20/2023	Check Amt	277.61	Status Cleared	Amazon Capital Services, Inc (001361/2)	
11M7-XC4H-LPHD	Winter Fest Activity Tables Supplies					23000- 1000- 56118- 9000- 512001- 0000- 00000	208.52
1NVK-MMCX-4L7X	Entrepreneur Forum Supplies					23000- 1000- 56118- 1010- 512001- 0000- 00000	26.19
1NWN-G4PX-XPQV	Clasroom Supplies					11000- 1000- 56118- 1010- 512001- 0000- 00000	42.90
Check # 14214	11000	12/20/2023	Check Amt	353.82	Status Cleared	Catholic Community Services. (010180/1)	
1691-11366	Interpreter Services					11000- 2100- 53217- 2000- 512001- 0000- 00000	353.82
Check # 14215	11000	12/20/2023	Check Amt	120.36	Status Cleared	Century Link (001355/1)	
272 20231201	FY24 Phone, Fax Servcie					11000- 2600- 54416- 0000- 512001- 0000- 00000	120.36
Check # 14216	11000	12/20/2023	Check Amt	55.06	Status Cleared	Sam's Club & Wal-mart (000935/1)	
000705	Club Tuesday Supplies for Week of 11/14					11000- 2400- 56118- 0000- 512001- 0000- 00000	55.06
Check # 14217	11000	12/20/2023	Check Amt	627.45	Status Cleared	SG Consulting Services, LLC (001409/1)	
1006	Lobbyist Services FY24					11000- 2300- 55915- 0000- 512001- 0000- 00000	627.45
Check # 14218	23000	12/20/2023	Check Amt	217.97	Status Cleared	Twisters (001445/1)	
2023 12 20	Food for Winter Fest					23000- 1000- 56118- 1010- 512001- 0000- 00000	217.97
Check # 14219	11000	12/20/2023	Check Amt	125.92	Status Cleared	Wilkirson, Adam (001287/1)	
121301	FY24 Locksmith Services					11000- 2600- 55915- 0000- 512001- 0000- 00000	125.92
Check # 14220	23000	12/22/2023	Check Amt	136.25	Status Printed	Arness, Tani (000696/1)	
043213	Reimbursement for Tani Arness					23000- 1000- 56118- 9000- 512001- 0000- 00000	136.25
Check # 14221	11000	12/22/2023	Check Amt	210.80	Status Printed	Catholic Community Services. (010180/1)	
1691-11123	Interpreter Services					11000- 2100- 53217- 2000- 512001- 0000- 00000	210.80
Check # 14222	11000	12/22/2023	Check Amt	3,228.75	Status Printed	Charter School Nursing (000847/1)	
12312018-772	FY24 Nurse Services					11000- 2100- 53414- 0000- 512001- 0000- 00000	3,228.75
Check # 14223	31701	12/22/2023	Check Amt	66.26	Status Printed	Dry Fly Enterprises, Inc (010170/1)	
IN64497	Image Silo Storage Fee					31701- 4000- 57340- 0000- 512001- 0000- 00000	66.26
Check # 14224	11000	12/22/2023	Check Amt	194.88	Status Printed	Heather Blair (HBB/1)	
111-1711935-4122666	Classroom Art Supplies					11000- 1000- 56106- 1010- 512001- 0000- 00000	194.88

Selection Sorted by Check Number, Inv #, Include Address=No, (Org = 120, Source = N, Pay To = N, Payment Method = N, Starting Check Date = 12/1/2023, Ending Check Date = 12/31/2023, Summary? = N, Sort/Group 1 = , Sort/Group 2 =)



Bank Account 120MAIN - Wells Fargo Operating Account

Payment Id	Comment						
Check # 14225	11000	12/22/2023	Check Amt	2,853.75	Status Printed	LSG and Associates Inc (010013/1)	
7487		FY24 OT Services			11000- 2100- 53213- 2000- 512001- 0000- 00000		378.75
7488		FY24 SLP			11000- 2100- 53212- 2000- 512001- 0000- 00000		2,475.00
Check # 14226	11000	12/22/2023	Check Amt	1,225.28	Status Printed	Panoptic Clean LLC (010195/1)	
2326		FY 24 Cleaning Services Panoptic			11000- 2600- 55915- 0000- 512001- 0000- 00000		1,225.28
Check # 14227	11000	12/22/2023	Check Amt	161.74	Status Printed	Sam's Club & Wal-mart (000935/1)	
06658		Club Tuesday Supplies for Weeks of 12/5-12/19			11000- 2400- 56118- 0000- 512001- 0000- 00000		145.80
2023 12 12		Club Tuesday Supplies for Weeks of 12/5-12/19			11000- 2400- 56118- 0000- 512001- 0000- 00000		15.94
* Break in sequence							
Check # 14232	11000	12/01/2023	Check Amt	20,096.00	Status Cleared	NMPSIA (900001/1)	
202311-ADJ		202311-ADJ			11000- - 23125- - - -		1,681.99
					11000- 1000- 52311- 1010- 512001- 1411- 00000		26.82
					11000- 1000- 52311- 2000- 512001- 1412- 00000		332.17-
					11000- 1000- 52312- 1010- 512001- 1411- 00000		2.88
					11000- 1000- 52312- 2000- 512001- 1412- 00000		2.88-
					11000- 1000- 52313- 1010- 512001- 1411- 00000		12.81-
					11000- 1000- 52313- 2000- 512001- 1412- 00000		10.88-
					11000- 1000- 52314- 1010- 512001- 1411- 00000		1.31-
					11000- 1000- 52314- 2000- 512001- 1412- 00000		1.05-
					11000- 1000- 52315- 1010- 512001- 1411- 00000		38.23
					11000- 2100- 52311- 0000- 512001- 1218- 00000		234.37-
					11000- 2100- 52311- 4025- 512001- 1214- 00000		92.28-
					11000- 2100- 52311- 4025- 512001- 1218- 00000		63.97-
					11000- 2100- 52313- 0000- 512001- 1218- 00000		8.56-
					11000- 2100- 52313- 4025- 512001- 1214- 00000		1.43-
					11000- 2100- 52313- 4025- 512001- 1218- 00000		2.86-
					11000- 2100- 52314- 0000- 512001- 1218- 00000		1.05-
					11000- 2100- 52314- 4025- 512001- 1214- 00000		.62-
					11000- 2100- 52314- 4025- 512001- 1218- 00000		.62-
					11000- 2100- 52315- 4025- 512001- 1214- 00000		3.11-
					11000- 2300- 52311- 0000- 512001- 1111- 00000		74.62-
					11000- 2300- 52313- 0000- 512001- 1111- 00000		1.43-
					11000- 2300- 52314- 0000- 512001- 1111- 00000		.62-
					11000- 2400- 52315- 0000- 512001- 1217- 00000		.26
					24189- - 23125- - - -		66.05-
					24189- 2100- 52311- 0000- 512001- 1214- 00000		63.98

Selection Sorted by Check Number, Inv #, Include Address=No, (Org = 120, Source = N, Pay To = N, Payment Method = N, Starting Check Date = 12/1/2023, Ending Check Date = 12/31/2023, Summary? = N, Sort/Group 1 = , Sort/Group 2 =)



Bank Account 120MAIN - Wells Fargo Operating Account

Payment Id	Comment						
Check # 14232	11000	12/01/2023	Check Amt	20,096.00	Status Cleared	NMPSIA (900001/1) - continued	
202311-ADJ	202311-ADJ					24189- 2100- 52313- 0000- 512001- 1214- 00000	1.44
						24189- 2100- 52314- 0000- 512001- 1214- 00000	.63
						24330- - 23125- - - -	1.33-
						24330- 2100- 52315- 0000- 512001- 1218- 00000	2.03
20231110-REG	NMPSIA (900001/1) 11/10/2023 (REG)					11000- - 23125- - - -	8,069.06
						24101- - 23125- - - -	36.36
						24106- - 23125- - - -	49.03
						24189- - 23125- - - -	36.73
						24330- - 23125- - - -	801.91
						27407- - 23125- - - -	602.39
						27901- - 23125- - - -	.43
20231123-REG	NMPSIA (900001/1) 11/23/2023 (REG)					11000- - 23125- - - -	8,069.02
						24101- - 23125- - - -	36.36
						24106- - 23125- - - -	49.03
						24189- - 23125- - - -	36.73
						24330- - 23125- - - -	801.89
						27407- - 23125- - - -	602.39
						27901- - 23125- - - -	.43
Number of Items	43			158,359.50	Totals for Org 2		

Bank Account 120MAIN - Wells Fargo Operating Account

Payment Id Comment

Number of Items 43 158,359.50 Totals for Org 120 - Cesar Chavez Community

Bank Account 120MAIN - Wells Fargo Operating Account

2024 Org Recap

120 - Cesar Chavez Community

Check #	14184	through	ACH-00003653	Total Count	91	\$273,174.75
---------	-------	---------	--------------	-------------	----	--------------

11000-11011*						54,061.25-
11000-23125	17,820.07					
11000-52311						770.59-
11000-52312	.00					.00
11000-52313						37.97-
11000-52314						5.27-
11000-52315	35.38					
11000-53211	1,235.21					
11000-53212	2,475.00					
11000-53213	378.75					
11000-53217	564.62					
11000-53414	14,305.16					
11000-53711	247.39					
11000-54312	1,065.03					
11000-54415	365.25					
11000-54416	2,304.00					
11000-54620	4,974.93					
11000-55915	6,698.42					
11000-56106	194.88					
11000-56118	2,210.99					
Totals for Fund 11000	54,875.08					54,875.08-
21000-11011*						3,780.00-
21000-56116	3,780.00					
Totals for Fund 21000	3,780.00					3,780.00-
23000-11011*						1,425.98-
23000-56118	1,425.98					
Totals for Fund 23000	1,425.98					1,425.98-
24101-11011*						72.72-
24101-23125	72.72					
Totals for Fund 24101	72.72					72.72-
24106-11011*						98.06-
24106-23125	98.06					

Selection Sorted by Check Number, Inv #, Include Address=No, (Org = 120, Source = N, Pay To = N, Payment Method = N, Starting Check Date = 12/1/2023, Ending Check Date = 12/31/2023, Summary? = N, Sort/Group 1 = , Sort/Group 2 =)



Bank Account 120MAIN - Wells Fargo Operating Account

2024 Org Recap (continued)

120 - Cesar Chavez Community

Check # 14184 through ACH-00003653 Total Count 91 \$273,174.75 (continued)

Totals for Fund 24106	98.06	98.06-
24189-11011*		73.46-
24189-23125	7.41	
24189-52311	63.98	
24189-52313	1.44	
24189-52314	.63	
Totals for Fund 24189	73.46	73.46-
24190-11011*		84,837.30-
24190-56119	84,837.30	
Totals for Fund 24190	84,837.30	84,837.30-
24330-11011*		1,662.42-
24330-23125	1,602.47	
24330-52315	2.03	
24330-54416	57.92	
Totals for Fund 24330	1,662.42	1,662.42-
27407-11011*		1,204.78-
27407-23125	1,204.78	
Totals for Fund 27407	1,204.78	1,204.78-
27901-11011*		.86-
27901-23125	.86	
Totals for Fund 27901	0.86	0.86-
31701-11011*		66.26-
31701-57340	66.26	
Totals for Fund 31701	66.26	66.26-
Totals for Org 120	148,096.92	148,096.92-
Net change to Cash 11011	147,283.09- Credit	

* denotes System Generated entry

2024 Org Recap (continued)

Number of Items	43	158,359.50 Report Totals
-----------------	----	--------------------------

Pay Date 12/09/2023

Employee Name	Day-EmpId-Org	Amount	Sender Transit #	BatchId
AGUILAR, MARGARET A	343-000163-0120	1,918.52	10700219	PR231209A01
ALTON, AMANDA L	343-000194-0120	2,459.21	10700219	PR231209A01
ARNESS, TANI	343-000045-0120	3,075.28	10700219	PR231209A01
BETENBOUGH, KYLE	343-000171-0120	1,269.15	10700219	PR231209A01
BLAIR, HEATHER B	343-000197-0120	2,382.24 *	10700219	PR231209M01
BOWERS, AMY	343-000178-0120	1,876.99	10700219	PR231209A01
BROWN, ROBIN E	343-000182-0120	2,063.11	10700219	PR231209A01
BUTTERWORTH, PAULA J	343-000199-0120	798.25 *	10700219	PR231209M01
CHAVEZ, SAMANTHA J	343-000164-0120	1,416.89	10700219	PR231209A01
CUARA-MARTINEZ, KARINA	343-000079-0120	1,578.06	10700219	PR231209A01
DOUGHERTY, AUSTIN	343-000187-0120	1,991.07	10700219	PR231209A01
ESPINO, ANGELICA	343-000190-0120	1,256.51	10700219	PR231209A01
EVERETT, NATHAN R	343-000127-0120	2,188.85	10700219	PR231209A01
GUAJARDO, ELISEO	343-000186-0120	2,479.90	10700219	PR231209A01
IHM, LAURIE A	343-000118-0120	2,283.57	10700219	PR231209A01
KRUGER, ASHLEY	343-000195-0120	2,287.65 *	10700219	PR231209M01
LANG, DAVID R	343-000132-0120	2,509.02	10700219	PR231209A01
LIRA-PEREZ, NORMA C	343-000180-0120	1,075.84	10700219	PR231209A01
MOLINA, STEPHANIE M	343-000193-0120	1,881.34	10700219	PR231209A01
NAGURSKI, BENJAMIN	343-000176-0120	1,373.53	10700219	PR231209A01
OLMOS, EVELYN	343-000196-0120	1,632.03 *	10700219	PR231209M01
REEDER, LAWRENCE	343-000172-0120	1,862.68	10700219	PR231209A01
SMITH, BRIGID	343-000198-0120	2,203.96 *	10700219	PR231209M01
Total		43,863.65		

Number of Employees 23 Number of Prenotes 0

* denotes Emailed

Selection Grouped by Org, Pay Date - Sorted by Employee Name, (Org = 120, Pay Schedule Type IN ('1','2'), Recaps? = Y)



Pay Date 12/22/2023			
Employee Name	Day-EmpId-Org	Amount	Sender Transit # BatchId
AGUILAR, MARGARET A	356-000163-0120	1,916.53	10700219 PR231222A01b
ALTON, AMANDA L	356-000194-0120	2,457.21	10700219 PR231222A01b
ARNESS, TANI	356-000045-0120	3,073.28	10700219 PR231222A01b
BETENBOUGH, KYLE	356-000171-0120	1,267.16	10700219 PR231222A01b
BLAIR, HEATHER B	356-000197-0120	2,380.24 *	10700219 PR231222M01b
BOWERS, AMY	356-000178-0120	1,874.99	10700219 PR231222A01b
BROWN, ROBIN E	356-000182-0120	2,061.11	10700219 PR231222A01b
BUTTERWORTH, PAULA J	356-000199-0120	897.70 *	10700219 PR231222M01b
CHAVEZ, SAMANTHA J	356-000164-0120	1,414.89	10700219 PR231222A01b
CUARA-MARTINEZ, KARINA	356-000079-0120	1,576.06	10700219 PR231222A01b
DOUGHERTY, AUSTIN	356-000187-0120	1,989.07	10700219 PR231222A01b
ESPINO, ANGELICA	356-000190-0120	1,254.51	10700219 PR231222A01b
EVERETT, NATHAN R	356-000127-0120	2,186.85	10700219 PR231222A01b
GUAJARDO, ELISEO	356-000186-0120	1,854.19	10700219 PR231222A01b
IHM, LAURIE A	356-000118-0120	2,281.57	10700219 PR231222A01b
KRUGER, ASHLEY	356-000195-0120	2,285.66 *	10700219 PR231222M01b
LANG, DAVID R	356-000132-0120	2,507.02	10700219 PR231222A01b
LIRA-PEREZ, NORMA C	356-000180-0120	1,073.85	10700219 PR231222A01b
MOLINA, STEPHANIE M	356-000193-0120	1,879.34	10700219 PR231222A01b
NAGURSKI, BENJAMIN	356-000176-0120	1,371.53	10700219 PR231222A01b
OLMOS, EVELYN	356-000196-0120	1,752.96 *	10700219 PR231222M01b
REEDER, LAWRENCE	356-000172-0120	1,860.69	10700219 PR231222A01b
SMITH, BRIGID	356-000198-0120	1,960.06 *	10700219 PR231222M01b
Total		43,176.47	
Number of Employees	23	Number of Prenotes	0

* denotes Emailed

Balances through 12/31/2023					Fiscal Year 2023/24	
Funds- Func- Obj ct - Pr gm- Locat n- JbCl - Opt nl	Description	Adopted Budget	Revised Budget	Revenue	Account Balance	
Funds 11000 - Operational, Func 0000 - NoFunctionCode						
11000- 0000- 41980- 0000- 512001- 0000- 00000	RefPriorYearExp			734.56	734.56-	
11000- 0000- 43101- 0000- 512001- 0000- 00000	StEqulzGuarantee	2,321,420.00	2,321,420.00	1,160,709.50	1,160,710.50	
11000- 0000- 46100- 0000- 512001- 0000- 00000	AccessBrdE-Rate	13,985.00	13,985.00		13,985.00	
Total for Funds 11000, Func 0000 and Revenue accounts		2,335,405.00	2,335,405.00	1,161,444.06	1,173,960.94	
Funds 21000 - Food Svcs, Func 0000 - NoFunctionCode						
21000- 0000- 44500- 0000- 512001- 0000- 00000	ResGtsFedThruSt	30,000.00	30,000.00	7,989.68	22,010.32	
Total for Funds 21000, Func 0000 and Revenue accounts		30,000.00	30,000.00	7,989.68	22,010.32	
Funds 23000 - Non-InstrctSupp, Func 0000 - NoFunctionCode						
23000- 0000- 41920- 0000- 512001- 0000- 00000	PrivContrbsDntn			6,252.03	6,252.03-	
Total for Funds 23000, Func 0000 and Revenue accounts		.00	.00	6,252.03	6,252.03-	
Funds 24101 - Title I - IASA, Func 0000 - NoFunctionCode						
24101- 0000- 44500- 0000- 512001- 0000- 00000	ResGtsFedThruSt	75,664.00	75,664.00	19,340.26	56,323.74	
24101- 0000- 44504- 0000- 512001- 0000- 00000	Revenue			22,865.61	22,865.61-	
Total for Funds 24101, Func 0000 and Revenue accounts		75,664.00	75,664.00	42,205.87	33,458.13	
Funds 24106 - IDEABEntitlemnt, Func 0000 - NoFunctionCode						
24106- 0000- 44500- 0000- 512001- 0000- 00000	ResGtsFedThruSt	36,527.00	36,527.00	16,619.92	19,907.08	
24106- 0000- 44504- 0000- 512001- 0000- 00000	Revenue			5,589.79	5,589.79-	
Total for Funds 24106, Func 0000 and Revenue accounts		36,527.00	36,527.00	22,209.71	14,317.29	
Funds 24154 - TchPrinTrainRec, Func 0000 - NoFunctionCode						
24154- 0000- 44500- 0000- 512001- 0000- 00000	ResGtsFedThruSt	6,225.00	6,225.00		6,225.00	
24154- 0000- 44504- 0000- 512001- 0000- 00000	Revenue			5,138.87	5,138.87-	
Total for Funds 24154, Func 0000 and Revenue accounts		6,225.00	6,225.00	5,138.87	1,086.13	
Funds 24174 - CP-Second-Curr, Func 0000 - NoFunctionCode						
24174- 0000- 44500- 0000- 512001- 0000- 00000	ResGtsFedThruSt	7,529.00	7,529.00	77.00	7,452.00	
24174- 0000- 44504- 0000- 512001- 0000- 00000	Revenue			2,111.65	2,111.65-	
Total for Funds 24174, Func 0000 and Revenue accounts		7,529.00	7,529.00	2,188.65	5,340.35	
Funds 24189 - SSAE Title IV, Func 0000 - NoFunctionCode						
24189- 0000- 44500- 0000- 512001- 0000- 00000	ResGtsFedThruSt	10,000.00	10,000.00	2,017.83	7,982.17	
24189- 0000- 44504- 0000- 512001- 0000- 00000	Revenue			2,809.63	2,809.63-	
Total for Funds 24189, Func 0000 and Revenue accounts		10,000.00	10,000.00	4,827.46	5,172.54	
Funds 24190 - Title I CSI, Func 0000 - NoFunctionCode						

Selection Grouped by Account Type, Filtered by User Permissions, (Org = 120, Online/Offline = N, Period = 6, UnPosted JEs? = N, Assets and Liabilities? = N, Restricted Accts? = Y, Objct = 4, Obj Digits = 0, Page Break Lvl =)

Balances through 12/31/2023				Fiscal Year 2023/24	
Funds- Func- Obj ct - Pr gm- Locat n- JbCl - Opt nl	Description	Adopted Budget	Revised Budget	Revenue	Account Balance
Funds 24190 - Title I CSI, Func 0000 - NoFunctionCode					
24190- 0000- 44504- 0000- 512001- 0000- 00000	Revenue	91,564.00	91,564.00		91,564.00
Total for Funds 24190, Func 0000 and Revenue accounts		91,564.00	91,564.00	.00	91,564.00
Funds 24308 - CRRSA, ESSER II, Func 0000 - NoFunctionCode					
24308- 0000- 44504- 0000- 512001- 0000- 00000	Revenue			73,377.45	73,377.45-
Total for Funds 24308, Func 0000 and Revenue accounts		.00	.00	73,377.45	73,377.45-
Funds 24330 - ESSER III, Func 0000 - NoFunctionCode					
24330- 0000- 44500- 0000- 512001- 0000- 00000	ResGtsFedThruSt	237,622.00	237,622.00		237,622.00
24330- 0000- 44504- 0000- 512001- 0000- 00000	Revenue			41,380.49	41,380.49-
Total for Funds 24330, Func 0000 and Revenue accounts		237,622.00	237,622.00	41,380.49	196,241.51
Funds 24346 - IDEA-ARP, Func 0000 - NoFunctionCode					
24346- 0000- 44504- 0000- 512001- 0000- 00000	Revenue			12,192.95	12,192.95-
Total for Funds 24346, Func 0000 and Revenue accounts		.00	.00	12,192.95	12,192.95-
Funds 24349 - ARP Preschool, Func 0000 - NoFunctionCode					
24349- 0000- 44500- 0000- 512001- 0000- 00000	ResGtsFedThruSt	1,034.00	1,034.00		1,034.00
Total for Funds 24349, Func 0000 and Revenue accounts		1,034.00	1,034.00	.00	1,034.00
Funds 26207 - CNM Foundation, Func 0000 - NoFunctionCode					
26207- 0000- 41921- 0000- 512001- 0000- 00000	InstCategorical	500.00	500.00		500.00
Total for Funds 26207, Func 0000 and Revenue accounts		500.00	500.00	.00	500.00
Funds 27107 - 2012GOBondSB66, Func 0000 - NoFunctionCode					
27107- 0000- 43202- 0000- 512001- 0000- 00000	StFlowThruGrant		4,291.00		4,291.00
27107- 0000- 43204- 0000- 512001- 0000- 00000	PriorYearBalnce	2,873.00	2,873.00	3,444.00	571.00-
Total for Funds 27107, Func 0000 and Revenue accounts		2,873.00	7,164.00	3,444.00	3,720.00
Funds 27109 - IM-GAA of 2019, Func 0000 - NoFunctionCode					
27109- 0000- 43202- 0000- 512001- 0000- 00000	StFlowThruGrant	3,538.00	3,538.00	3,538.15	.15-
Total for Funds 27109, Func 0000 and Revenue accounts		3,538.00	3,538.00	3,538.15	.15-
Funds 27407 - FII, Func 0000 - NoFunctionCode					
27407- 0000- 43202- 0000- 512001- 0000- 00000	StFlowThruGrant	112,478.00	112,478.00		112,478.00
27407- 0000- 43204- 0000- 512001- 0000- 00000	PriorYearBalnce			32,596.92	32,596.92-
Total for Funds 27407, Func 0000 and Revenue accounts		112,478.00	112,478.00	32,596.92	79,881.08
Funds 27502 - Next Gen CTE, Func 0000 - NoFunctionCode					
27502- 0000- 43202- 0000- 512001- 0000- 00000	StFlowThruGrant	57,285.00	57,285.00	367.00	56,918.00

Selection Grouped by Account Type, Filtered by User Permissions, (Org = 120, Online/Offline = N, Period = 6, UnPosted JEs? = N, Assets and Liabilities? = N, Restricted Accts? = Y, Objct = 4, Obj Digits = 0, Page Break Lvl =)

Balances through 12/31/2023				Fiscal Year 2023/24	
Funds- Func- Obj ct - Pr gm- Locat n- JbCl - Opt nl	Description	Adopted Budget	Revised Budget	Revenue	Account Balance
Funds 27502 - Next Gen CTE, Func 0000 - NoFunctionCode (continued)					
27502- 0000- 43204- 0000- 512001- 0000- 00000	PriorYearBalnce			1,587.78	1,587.78-
Total for Funds 27502, Func 0000 and Revenue accounts		57,285.00	57,285.00	1,954.78	55,330.22
Funds 27901 - Indian Ed Act, Func 0000 - NoFunctionCode					
27901- 0000- 43202- 0000- 512001- 0000- 00000	StFlowThruGrant	54,526.00	54,526.00	3,691.31	50,834.69
Total for Funds 27901, Func 0000 and Revenue accounts		54,526.00	54,526.00	3,691.31	50,834.69
Funds 28211 - Covid-19 Test., Func 0000 - NoFunctionCode					
28211- 0000- 43203- 0000- 512001- 0000- 00000	St.DirectGrants	19,584.00	19,584.00	52,518.62	32,934.62-
Total for Funds 28211, Func 0000 and Revenue accounts		19,584.00	19,584.00	52,518.62	32,934.62-
Funds 31200 - PubSchCapOutlay, Func 0000 - NoFunctionCode					
31200- 0000- 43209- 0000- 512001- 0000- 00000	PSCOC Awards			39,250.75	39,250.75-
Total for Funds 31200, Func 0000 and Revenue accounts		.00	.00	39,250.75	39,250.75-
Funds 31400 - SpcCapOutlaySt, Func 0000 - NoFunctionCode					
31400- 0000- 43202- 0000- 512001- 0000- 00000	StFlowThruGrant	95,000.00	95,000.00		95,000.00
31400- 0000- 43204- 0000- 512001- 0000- 00000	PriorYearBalnce	182,417.00	195,446.00	107,944.42	87,501.58
Total for Funds 31400, Func 0000 and Revenue accounts		277,417.00	290,446.00	107,944.42	182,501.58
Funds 31600 - CapImprvmtsHB33, Func 0000 - NoFunctionCode					
31600- 0000- 41110- 0000- 512001- 0000- 00000	AdValoremTaxDst	116,072.00	116,072.00	31,679.44	84,392.56
Total for Funds 31600, Func 0000 and Revenue accounts		116,072.00	116,072.00	31,679.44	84,392.56
Funds 31700 - CapImprvmtsSB-9, Func 0000 - NoFunctionCode					
31700- 0000- 43204- 0000- 512001- 0000- 00000	PriorYearBalnce	6,059.00	6,059.00		6,059.00
Total for Funds 31700, Func 0000 and Revenue accounts		6,059.00	6,059.00	.00	6,059.00
Funds 31701 - CapImprvsSB9Loc, Func 0000 - NoFunctionCode					
31701- 0000- 41110- 0000- 512001- 0000- 00000	AdValoremTaxDst	58,871.00	58,871.00	15,940.18	42,930.82
Total for Funds 31701, Func 0000 and Revenue accounts		58,871.00	58,871.00	15,940.18	42,930.82
Funds 31703 - SB9StateMAtch, Func 0000 - NoFunctionCode					
31703- 0000- 43202- 0000- 512001- 0000- 00000	StFlowThruGrant			7,973.00	7,973.00-
Total for Funds 31703, Func 0000 and Revenue accounts		.00	.00	7,973.00	7,973.00-
Total for Org 120 - Cesar Chavez Community		3,540,773.00	3,558,093.00	1,679,738.79	1,878,354.21

Balances through 12/31/2023						Fiscal Year 2023/24
Funds- Func- Obj ct - Pr gm- Locat n- JbCl - Opt nl	Description	Adopted Budget	Revised Budget	Encumbered	Expenditure	Account Balance
Funds 11000 - Operational, Func 1000 - Instruction						
11000- 1000- 51100- 0000- 512001- 1611- 00000	SalariesExpense,SubsSickL	20,000.00	20,000.00			20,000.00
11000- 1000- 51100- 1010- 512001- 1411- 00000	SalariesExpense,Teachers	470,271.00	470,271.00	350,155.24	186,437.24	66,321.48-
11000- 1000- 51100- 1010- 512001- 1612- 00000	SalariesExpense,SubsOther				1,851.87	1,851.87-
11000- 1000- 51100- 1010- 512001- 1711- 00000	SalariesExpense,InstAsst1	68,080.00	68,080.00		7,042.26	61,037.74
11000- 1000- 51100- 2000- 512001- 1412- 00000	SalariesExpense,Teachers	164,638.00	164,638.00	150,773.85	79,376.31	65,512.16-
11000- 1000- 51300- 1010- 512001- 1411- 00000	AddtnlCompenstn,Teachers	37,023.00	37,023.00	15,879.30	8,420.22	12,723.48
11000- 1000- 51300- 1010- 512001- 1711- 00000	AddtnlCompenstn,InstAsst1	13,000.00	13,000.00	8,475.45	4,824.63	300.08-
11000- 1000- 51300- 9000- 512001- 1411- 00000	AddtnlCompenstn,Teachers	825.00	825.00			825.00
11000- 1000- 52111- 0000- 512001- 1611- 00000	EducRetirement	3,630.00	3,630.00			3,630.00
11000- 1000- 52111- 1010- 512001- 1411- 00000	EducRetirement	92,124.00	92,124.00	66,435.38	35,366.68	9,678.06-
11000- 1000- 52111- 1010- 512001- 1612- 00000	EducRetirement				336.12	336.12-
11000- 1000- 52111- 1010- 512001- 1711- 00000	EducRetirement	14,646.00	14,646.00	1,538.25	2,153.85	10,953.90
11000- 1000- 52111- 2000- 512001- 1412- 00000	EducRetirement	29,882.00	29,882.00	27,365.55	14,406.85	11,890.40-
11000- 1000- 52111- 9000- 512001- 1411- 00000	EducRetirement	150.00	150.00			150.00
11000- 1000- 52112- 0000- 512001- 1611- 00000	ERARetireeHlth	400.00	400.00			400.00
11000- 1000- 52112- 1010- 512001- 1411- 00000	ERARetireeHlth	10,149.00	10,149.00	7,320.21	3,896.91	1,068.12-
11000- 1000- 52112- 1010- 512001- 1612- 00000	ERARetireeHlth				37.04	37.04-
11000- 1000- 52112- 1010- 512001- 1711- 00000	ERARetireeHlth	1,622.00	1,622.00	169.50	237.34	1,215.16
11000- 1000- 52112- 2000- 512001- 1412- 00000	ERARetireeHlth	3,293.00	3,293.00	3,015.45	1,587.51	1,309.96-
11000- 1000- 52112- 9000- 512001- 1411- 00000	ERARetireeHlth	17.00	17.00			17.00
11000- 1000- 52210- 0000- 512001- 1611- 00000	FICA Payments	1,240.00	1,240.00			1,240.00
11000- 1000- 52210- 1010- 512001- 1411- 00000	FICA Payments	31,420.00	31,420.00	21,788.26	11,624.54	1,992.80-
11000- 1000- 52210- 1010- 512001- 1612- 00000	FICA Payments				110.86	110.86-
11000- 1000- 52210- 1010- 512001- 1711- 00000	FICA Payments	5,028.00	5,028.00	525.60	721.68	3,780.72
11000- 1000- 52210- 2000- 512001- 1412- 00000	FICA Payments	10,208.00	10,208.00	8,867.85	4,684.73	3,344.58-
11000- 1000- 52210- 9000- 512001- 1411- 00000	FICA Payments	53.00	53.00			53.00
11000- 1000- 52220- 0000- 512001- 1611- 00000	MedicarePaymnts	290.00	290.00			290.00
11000- 1000- 52220- 1010- 512001- 1411- 00000	MedicarePaymnts	7,363.00	7,363.00	5,095.43	2,718.54	450.97-
11000- 1000- 52220- 1010- 512001- 1612- 00000	MedicarePaymnts				25.92	25.92-
11000- 1000- 52220- 1010- 512001- 1711- 00000	MedicarePaymnts	1,180.00	1,180.00	122.85	168.76	888.39
11000- 1000- 52220- 2000- 512001- 1412- 00000	MedicarePaymnts	2,388.00	2,388.00	2,074.05	1,095.69	781.74-
11000- 1000- 52220- 9000- 512001- 1411- 00000	MedicarePaymnts	12.00	12.00			12.00
11000- 1000- 52311- 0000- 512001- 1611- 00000	Hth&MedPremiums	11,090.00	11,090.00			11,090.00
11000- 1000- 52311- 1010- 512001- 1411- 00000	Hth&MedPremiums	53,973.00	53,973.00	33,684.25	16,550.32	3,738.43
11000- 1000- 52311- 1010- 512001- 1612- 00000	Hth&MedPremiums				255.89	255.89-
11000- 1000- 52311- 1010- 512001- 1711- 00000	Hth&MedPremiums	8,301.00	8,301.00		2,295.39	6,005.61

Selection Grouped by Account Type, Filtered by User Permissions, (Org = 120, Online/Offline = N, Period = 6, UnPosted JEs? = N, Assets and Liabilities? = N, Restricted Accts? = Y, Objct = 5, Obj Digits = 0, Page Break Lvl =)

Balances through 12/31/2023						Fiscal Year 2023/24	
Funds- Func- Obj ct - Pr gm- Locat n- JbCl - Opt nl	Description	Adopted Budget	Revised Budget	Encumbered	Expenditure	Account Balance	
Funds 11000 - Operational, Func 1000 - Instruction (continued)							
11000- 1000- 52311- 2000- 512001- 1412- 00000	Hth&MedPremiums	22,866.00	22,866.00	17,438.40	7,228.18	1,800.58-	
11000- 1000- 52312- 0000- 512001- 1611- 00000	Life	32.00	32.00			32.00	
11000- 1000- 52312- 1010- 512001- 1411- 00000	Life	199.00	199.00	160.94	98.21	60.15-	
11000- 1000- 52312- 1010- 512001- 1612- 00000	Life				1.44	1.44-	
11000- 1000- 52312- 1010- 512001- 1711- 00000	Life	57.00	57.00		13.62	43.38	
11000- 1000- 52312- 2000- 512001- 1412- 00000	Life	64.00	64.00	64.80	32.76	33.56-	
11000- 1000- 52313- 0000- 512001- 1611- 00000	Dental	411.00	411.00			411.00	
11000- 1000- 52313- 1010- 512001- 1411- 00000	Dental	2,914.00	2,914.00	1,711.24	917.21	285.55	
11000- 1000- 52313- 1010- 512001- 1711- 00000	Dental	484.00	484.00		57.20	426.80	
11000- 1000- 52313- 2000- 512001- 1412- 00000	Dental	818.00	818.00	571.50	234.88	11.62	
11000- 1000- 52314- 0000- 512001- 1611- 00000	Vision	136.00	136.00			136.00	
11000- 1000- 52314- 1010- 512001- 1411- 00000	Vision	533.00	533.00	297.66	165.83	69.51	
11000- 1000- 52314- 1010- 512001- 1711- 00000	Vision	46.00	46.00		5.01	40.99	
11000- 1000- 52314- 2000- 512001- 1412- 00000	Vision	208.00	208.00	55.05	30.83	122.12	
11000- 1000- 52315- 0000- 512001- 1611- 00000	Disability	384.00	384.00			384.00	
11000- 1000- 52315- 1010- 512001- 1411- 00000	Disability	809.00	809.00	475.06	310.20	23.74	
11000- 1000- 52315- 1010- 512001- 1711- 00000	Disability	128.00	128.00		27.65	100.35	
11000- 1000- 52315- 2000- 512001- 1412- 00000	Disability	336.00	336.00	180.08	76.95	78.97	
11000- 1000- 52500- 0000- 512001- 1611- 00000	UnemploymntComp	100.00	100.00			100.00	
11000- 1000- 52500- 1010- 512001- 1411- 00000	UnemploymntComp	618.00	618.00	746.39	169.42	297.81-	
11000- 1000- 52500- 1010- 512001- 1612- 00000	UnemploymntComp				6.11	6.11-	
11000- 1000- 52500- 1010- 512001- 1711- 00000	UnemploymntComp	176.00	176.00	26.59	31.14	118.27	
11000- 1000- 52500- 2000- 512001- 1412- 00000	UnemploymntComp	200.00	200.00	296.00	154.11	250.11-	
11000- 1000- 52710- 0000- 512001- 1611- 00000	WorkersCompPrem	235.00	235.00		235.00		
11000- 1000- 52710- 1010- 512001- 1411- 00000	WorkersCompPrem	5,343.00	5,343.00		5,068.00	275.00	
11000- 1000- 52710- 1010- 512001- 1711- 00000	WorkersCompPrem	629.00	629.00		981.00	352.00-	
11000- 1000- 52710- 2000- 512001- 1412- 00000	WorkersCompPrem	1,933.00	1,933.00		939.00	994.00	
11000- 1000- 52710- 4025- 512001- 1412- 00000	WorkersCompPrem				994.00	994.00-	
11000- 1000- 52720- 0000- 512001- 1611- 00000	WorkrsCompERFee	10.00	10.00			10.00	
11000- 1000- 52720- 1010- 512001- 1411- 00000	WorkrsCompERFee	62.00	62.00	34.30	29.01	1.31-	
11000- 1000- 52720- 1010- 512001- 1711- 00000	WorkrsCompERFee	18.00	18.00		3.11	14.89	
11000- 1000- 52720- 2000- 512001- 1412- 00000	WorkrsCompERFee	20.00	20.00	13.80	11.50	5.30-	
11000- 1000- 53330- 1010- 512001- 0000- 00000	ProfessDevelop			1,160.00		1,160.00-	
11000- 1000- 53330- 2000- 512001- 0000- 00000	ProfessDevelop			870.00		870.00-	
11000- 1000- 53414- 1010- 512001- 0000- 00000	OthProfTechSvcs			2,300.00	2,150.35	4,450.35-	
11000- 1000- 53711- 1010- 512001- 0000- 00000	Other Charges	1,300.00	1,300.00	1,550.00	24.00	274.00-	

Selection Grouped by Account Type, Filtered by User Permissions, (Org = 120, Online/Offline = N, Period = 6, UnPosted JEs? = N, Assets and Liabilities? = N, Restricted Accts? = Y, Objct = 5, Obj Digits = 0, Page Break Lvl =)



Balances through 12/31/2023						Fiscal Year 2023/24	
Funds- Func- Obj ct - Pr gm- Locat n- JbCl - Opt nl	Description	Adopted Budget	Revised Budget	Encumbered	Expenditure	Account Balance	
Funds 11000 - Operational, Func 1000 - Instruction (continued)							
11000- 1000- 54320- 1010- 512001- 0000- 00000	Tech-R&M	2,300.00	2,300.00			2,300.00	
11000- 1000- 54610- 1010- 512001- 0000- 00000	RentLandBldngs	5,000.00	5,000.00	5,000.00			
11000- 1000- 55817- 1010- 512001- 0000- 00000	Student Travel	500.00	500.00	894.00	373.46	767.46-	
11000- 1000- 55819- 1010- 512001- 0000- 00000	EmpTravTeachers	400.00	400.00			400.00	
11000- 1000- 55915- 1010- 512001- 0000- 00000	OthContractSvcs	3,750.00	3,750.00	3,500.00	5,375.00	5,125.00-	
11000- 1000- 55915- 9000- 512001- 0000- 00000	OthContractSvcs				452.00	452.00-	
11000- 1000- 56105- 1010- 512001- 0000- 00000	InstMats-Opr	1,500.00	1,500.00		664.89	835.11	
11000- 1000- 56105- 3000- 512001- 0000- 00000	InstMats-Opr	1,450.00	1,450.00			1,450.00	
11000- 1000- 56106- 1010- 512001- 0000- 00000	OthClassMats-Op	25,849.00	25,849.00		979.42	24,869.58	
11000- 1000- 56109- 1010- 512001- 0000- 00000	InsMatOnlDgtSub				3,050.00	3,050.00-	
11000- 1000- 56112- 1010- 512001- 0000- 00000	Other Textbooks			1,998.82	451.18	2,450.00-	
11000- 1000- 56113- 1010- 512001- 0000- 00000	Software	12,000.00	12,000.00	18,790.00	2,300.00	9,090.00-	
11000- 1000- 56118- 1010- 512001- 0000- 00000	GenSuppliesMats	41,579.00	41,579.00	944.77	1,643.65	38,990.58	
11000- 1000- 56119- 1010- 512001- 0000- 00000	SupplAssets<\$5k	400,500.00	310,500.00	6,523.20	17,004.75	286,972.05	
11000- 1000- 57331- 1010- 512001- 0000- 00000	FixedAssets>\$5k	340,363.00	300,363.00			300,363.00	
Total for Func 1000 and Expense accounts		1,938,556.00	1,808,556.00	768,889.07	438,517.22	601,149.71	
Funds 11000 - Operational, Func 2100 - SuppSvcsStudnts							
11000- 2100- 51100- 0000- 512001- 1217- 00000	SalariesExpense,SecClerTe	51,000.00	51,000.00	27,625.00	23,375.00		
11000- 2100- 51100- 0000- 512001- 1218- 00000	SalariesExpense,SchlStude	129,000.00	129,000.00	45,500.00	47,875.00	35,625.00	
11000- 2100- 51100- 4025- 512001- 1214- 00000	SalariesExpense,Couns-Soc	69,600.00	69,600.00	43,500.00	26,100.00		
11000- 2100- 51100- 4025- 512001- 1218- 00000	SalariesExpense,SchlStude	68,900.00	68,900.00	37,320.92	31,579.24	.16-	
11000- 2100- 52111- 0000- 512001- 1217- 00000	EducRetirement	9,257.00	9,257.00	5,013.97	4,242.59	.44	
11000- 2100- 52111- 0000- 512001- 1218- 00000	EducRetirement	23,414.00	23,414.00	8,258.25	8,689.30	6,466.45	
11000- 2100- 52111- 4025- 512001- 1214- 00000	EducRetirement	12,633.00	12,633.00	7,895.25	4,737.15	.60	
11000- 2100- 52111- 4025- 512001- 1218- 00000	EducRetirement	12,506.00	12,506.00	6,773.78	5,731.66	.56	
11000- 2100- 52112- 0000- 512001- 1217- 00000	ERARetireeHlth	1,020.00	1,020.00	552.50	467.50		
11000- 2100- 52112- 0000- 512001- 1218- 00000	ERARetireeHlth	2,580.00	2,580.00	910.00	957.50	712.50	
11000- 2100- 52112- 4025- 512001- 1214- 00000	ERARetireeHlth	1,392.00	1,392.00	870.00	522.00		
11000- 2100- 52112- 4025- 512001- 1218- 00000	ERARetireeHlth	1,378.00	1,378.00	746.46	631.62	.08-	
11000- 2100- 52210- 0000- 512001- 1217- 00000	FICA Payments	3,162.00	3,162.00	1,649.83	1,396.67	115.50	
11000- 2100- 52210- 0000- 512001- 1218- 00000	FICA Payments	7,998.00	7,998.00	2,526.03	2,706.13	2,765.84	
11000- 2100- 52210- 4025- 512001- 1214- 00000	FICA Payments	4,316.00	4,316.00	2,565.45	1,539.85	210.70	
11000- 2100- 52210- 4025- 512001- 1218- 00000	FICA Payments	4,272.00	4,272.00	2,232.36	1,889.85	149.79	
11000- 2100- 52220- 0000- 512001- 1217- 00000	MedicarePaymnts	740.00	740.00	385.84	326.63	27.53	
11000- 2100- 52220- 0000- 512001- 1218- 00000	MedicarePaymnts	1,871.00	1,871.00	590.72	632.87	647.41	
11000- 2100- 52220- 4025- 512001- 1214- 00000	MedicarePaymnts	1,010.00	1,010.00	600.00	360.13	49.87	

Selection Grouped by Account Type, Filtered by User Permissions, (Org = 120, Online/Offline = N, Period = 6, UnPosted JEs? = N, Assets and Liabilities? = N, Restricted Accts? = Y, Objct = 5, Obj Digits = 0, Page Break Lvl =)

Balances through 12/31/2023						Fiscal Year 2023/24	
Funds- Func- Obj ct - Pr gm- Locat n- JbCl - Opt nl	Description	Adopted Budget	Revised Budget	Encumbered	Expenditure	Account Balance	
Funds 11000 - Operational, Func 2100 - SuppSvcsStudnts (continued)							
11000- 2100- 52220- 4025- 512001- 1218- 00000	MedicarePaymnts	1,000.00	1,000.00	522.08	441.97	35.95	
11000- 2100- 52311- 0000- 512001- 1217- 00000	Hth&MedPremiums	6,716.00	6,716.00	3,879.98	3,257.40	421.38-	
11000- 2100- 52311- 0000- 512001- 1218- 00000	Hth&MedPremiums	24,404.00	24,404.00	10,663.90	9,421.25	4,318.85	
11000- 2100- 52311- 4025- 512001- 1214- 00000	Hth&MedPremiums	7,751.00	7,751.00	4,844.25	2,792.46	114.29	
11000- 2100- 52311- 4025- 512001- 1218- 00000	Hth&MedPremiums	5,102.00	5,102.00	2,910.70	2,293.92	102.62-	
11000- 2100- 52312- 0000- 512001- 1217- 00000	Life	32.00	32.00	18.72	15.48	2.20-	
11000- 2100- 52312- 0000- 512001- 1218- 00000	Life	64.00	64.00	18.72	22.32	22.96	
11000- 2100- 52312- 4025- 512001- 1214- 00000	Life	32.00	32.00	21.60	12.84	2.44-	
11000- 2100- 52312- 4025- 512001- 1218- 00000	Life	32.00	32.00	18.72	15.48	2.20-	
11000- 2100- 52313- 0000- 512001- 1217- 00000	Dental	258.00	258.00	148.72	137.28	28.00-	
11000- 2100- 52313- 0000- 512001- 1218- 00000	Dental	857.00	857.00	389.22	376.54	91.24	
11000- 2100- 52313- 4025- 512001- 1214- 00000	Dental	121.00	121.00	75.15	43.66	2.19	
11000- 2100- 52313- 4025- 512001- 1218- 00000	Dental	241.00	241.00	130.13	114.40	3.53-	
11000- 2100- 52314- 0000- 512001- 1217- 00000	Vision	57.00	57.00	32.63	27.92	3.55-	
11000- 2100- 52314- 0000- 512001- 1218- 00000	Vision	150.00	150.00	47.71	51.13	51.16	
11000- 2100- 52314- 4025- 512001- 1214- 00000	Vision	53.00	53.00	32.85	19.09	1.06	
11000- 2100- 52314- 4025- 512001- 1218- 00000	Vision	53.00	53.00	28.47	22.85	1.68	
11000- 2100- 52315- 0000- 512001- 1218- 00000	Disability	195.00	195.00		37.55	157.45	
11000- 2100- 52315- 4025- 512001- 1214- 00000	Disability	262.00	262.00	151.35	93.30	17.35	
11000- 2100- 52500- 0000- 512001- 1217- 00000	UnemploymntComp	100.00	100.00	91.13	10.76	1.89-	
11000- 2100- 52500- 0000- 512001- 1218- 00000	UnemploymntComp	200.00	200.00	91.19	21.49	87.32	
11000- 2100- 52500- 4025- 512001- 1214- 00000	UnemploymntComp	100.00	100.00	99.33		.67	
11000- 2100- 52500- 4025- 512001- 1218- 00000	UnemploymntComp	100.00	100.00	99.29		.71	
11000- 2100- 52710- 0000- 512001- 1217- 00000	WorkersCompPrem	599.00	599.00		599.00		
11000- 2100- 52710- 0000- 512001- 1218- 00000	WorkersCompPrem	1,515.00	1,515.00		1,515.00		
11000- 2100- 52710- 4025- 512001- 1214- 00000	WorkersCompPrem	817.00	817.00		817.00		
11000- 2100- 52710- 4025- 512001- 1218- 00000	WorkersCompPrem	809.00	809.00		809.00		
11000- 2100- 52720- 0000- 512001- 1217- 00000	WorkrsCompERFee	10.00	10.00	4.60	4.60	.80	
11000- 2100- 52720- 0000- 512001- 1218- 00000	WorkrsCompERFee	20.00	20.00	4.60	6.90	8.50	
11000- 2100- 52720- 4025- 512001- 1214- 00000	WorkrsCompERFee	10.00	10.00	4.60	4.60	.80	
11000- 2100- 52720- 4025- 512001- 1218- 00000	WorkrsCompERFee	10.00	10.00	4.60	4.60	.80	
11000- 2100- 53211- 2000- 512001- 0000- 00000	DiagsContracted	22,000.00	22,000.00	34,435.83	5,863.25	18,299.08-	
11000- 2100- 53212- 2000- 512001- 0000- 00000	SpeechThrpsCont	9,000.00	9,000.00	2,887.50	6,112.50		
11000- 2100- 53213- 2000- 512001- 0000- 00000	OccThrpstCont	4,000.00	4,000.00	2,728.75	1,271.25		
11000- 2100- 53215- 2000- 512001- 0000- 00000	PsychologtsCont	20,000.00	20,000.00	20,000.00			
11000- 2100- 53216- 2000- 512001- 0000- 00000	AudiologistsCnt				9.72	9.72-	

Selection Grouped by Account Type, Filtered by User Permissions, (Org = 120, Online/Offline = N, Period = 6, UnPosted JEs? = N, Assets and Liabilities? = N, Restricted Accts? = Y, Objct = 5, Obj Digits = 0, Page Break Lvl =)



Balances through 12/31/2023						Fiscal Year 2023/24	
Funds- Func- Obj ct - Pr gm- Locat n- JbCl - Opt nl	Description	Adopted Budget	Revised Budget	Encumbered	Expenditure	Account Balance	
Funds 11000 - Operational, Func 2100 - SuppSvcsStudnts (continued)							
11000- 2100- 53217- 2000- 512001- 0000- 00000	IntrpretersCont			146.18	564.62	710.80-	
11000- 2100- 53330- 0000- 512001- 0000- 00000	ProfessDevelop			290.00		290.00-	
11000- 2100- 53414- 0000- 512001- 0000- 00000	OthProfTechSvcs		30,000.00	6,632.06	15,574.74	7,793.20	
11000- 2100- 53711- 0000- 512001- 0000- 00000	Other Charges			300.00		300.00-	
11000- 2100- 54320- 0000- 512001- 0000- 00000	Tech-R&M	21,000.00	21,000.00			21,000.00	
11000- 2100- 55915- 0000- 512001- 0000- 00000	OthContractSvcs	3,776.00	3,776.00	8,043.44	2,732.56	7,000.00-	
11000- 2100- 56113- 0000- 512001- 0000- 00000	Software	25,000.00	25,000.00	20,123.07	5,836.93	960.00-	
11000- 2100- 56118- 0000- 512001- 0000- 00000	GenSuppliesMats	1,000.00	1,000.00	656.36	2,134.42	1,790.78-	
11000- 2100- 56118- 2000- 512001- 0000- 00000	GenSuppliesMats	200.00	200.00			200.00	
Total for Func 2100 and Expense accounts		563,695.00	593,695.00	316,093.79	226,850.47	50,750.74	
Funds 11000 - Operational, Func 2200 - Suppt Svcs Inst							
11000- 2200- 53330- 0000- 512001- 0000- 00000	ProfessDevelop	1,000.00	1,000.00			1,000.00	
11000- 2200- 55915- 0000- 512001- 0000- 00000	OthContractSvcs	10,000.00	15,100.00	5,455.54	4,544.46	5,100.00	
11000- 2200- 56113- 0000- 512001- 0000- 00000	Software	4,000.00	4,000.00	4,000.00			
11000- 2200- 56118- 0000- 512001- 0000- 00000	GenSuppliesMats	1,852.00	1,852.00	2,484.00	299.92	931.92-	
11000- 2200- 56119- 0000- 512001- 0000- 00000	SupplAssets<\$5k		5,000.00		488.75	4,511.25	
Total for Func 2200 and Expense accounts		16,852.00	26,952.00	11,939.54	5,333.13	9,679.33	
Funds 11000 - Operational, Func 2300 - SupptSvcs-Admin							
11000- 2300- 51100- 0000- 512001- 1111- 00000	SalariesExpense,Superinte	112,174.00	112,174.00	60,760.96	51,413.12	.08-	
11000- 2300- 52111- 0000- 512001- 1111- 00000	EducRetirement	20,360.00	20,360.00	11,028.16	9,331.52	.32	
11000- 2300- 52112- 0000- 512001- 1111- 00000	ERARetireeHlth	2,244.00	2,244.00	1,215.24	1,028.28	.48	
11000- 2300- 52210- 0000- 512001- 1111- 00000	FICA Payments	6,955.00	6,955.00	3,679.65	3,114.75	160.60	
11000- 2300- 52220- 0000- 512001- 1111- 00000	MedicarePaymnts	1,627.00	1,627.00	860.60	728.48	37.92	
11000- 2300- 52311- 0000- 512001- 1111- 00000	Hth&MedPremiums	5,767.00	5,767.00	3,206.45	2,588.58	28.03-	
11000- 2300- 52312- 0000- 512001- 1111- 00000	Life	30.00	30.00	17.68	14.63	2.31-	
11000- 2300- 52313- 0000- 512001- 1111- 00000	Dental	111.00	111.00	61.49	50.60	1.09-	
11000- 2300- 52314- 0000- 512001- 1111- 00000	Vision	49.00	49.00	26.91	22.15	.06-	
11000- 2300- 52500- 0000- 512001- 1111- 00000	UnemploymntComp	92.00	92.00	93.79		1.79-	
11000- 2300- 52710- 0000- 512001- 1111- 00000	WorkersCompPrem	1,317.00	1,317.00		1,317.00		
11000- 2300- 52720- 0000- 512001- 1111- 00000	WorkrsCompERFee	9.00	9.00	4.34	4.34	.32	
11000- 2300- 53411- 0000- 512001- 0000- 00000	Auditing	23,000.00	23,000.00	11,340.98	11,659.02		
11000- 2300- 53413- 0000- 512001- 0000- 00000	Legal	31,000.00	31,000.00	17,546.85	13,453.15		
11000- 2300- 53711- 0000- 512001- 0000- 00000	Other Charges	200.00	200.00			200.00	
11000- 2300- 55400- 0000- 512001- 0000- 00000	Advertising	10,000.00	10,000.00	1,958.81	1,425.53	6,615.66	
11000- 2300- 55812- 0000- 512001- 0000- 00000	Board Training	1,000.00	1,000.00			1,000.00	
11000- 2300- 55915- 0000- 512001- 0000- 00000	OthContractSvcs	8,650.00	8,650.00	11,620.27	3,764.73	6,735.00-	
Selection Grouped by Account Type, Filtered by User Permissions, (Org = 120, Online/Offline = N, Period = 6, UnPosted JEs? = N, Assets and Liabilities? = N, Restricted Accts? = Y, Objct = 5, Obj Digits = 0, Page Break Lvl =)							

Balances through 12/31/2023						Fiscal Year 2023/24
Funds- Func- Obj ct - Pr gm- Locat n- JbCl - Opt nl	Description	Adopted Budget	Revised Budget	Encumbered	Expenditure	Account Balance
Total for Func 2300 and Expense accounts		224,585.00	224,585.00	123,422.18	99,915.88	1,246.94
Funds 11000 - Operational, Func 2400 - SupSvcsSchAdmin						
11000-2400-51100-0000-512001-1217-00000	SalariesExpense,SecClerTe	42,000.00	42,000.00	22,750.00	19,250.00	
11000-2400-51300-0000-512001-1217-00000	AddtnlCompenstn,SecClerTe	5,125.00	5,125.00	1,625.00	1,375.00	2,125.00
11000-2400-52111-0000-512001-1217-00000	EducRetirement	8,554.00	8,554.00	4,424.03	3,743.41	386.56
11000-2400-52112-0000-512001-1217-00000	ERARetireeHlth	943.00	943.00	487.50	412.50	43.00
11000-2400-52210-0000-512001-1217-00000	FICA Payments	2,924.00	2,924.00	1,503.19	1,271.14	149.67
11000-2400-52220-0000-512001-1217-00000	MedicarePaymnts	685.00	685.00	351.52	297.26	36.22
11000-2400-52312-0000-512001-1217-00000	Life	32.00	32.00	18.72	15.48	2.20-
11000-2400-52313-0000-512001-1217-00000	Dental	822.00	822.00	444.86	410.62	33.48-
11000-2400-52314-0000-512001-1217-00000	Vision	136.00	136.00	73.58	62.95	.53-
11000-2400-52315-0000-512001-1217-00000	Disability				.47	.47-
11000-2400-52500-0000-512001-1217-00000	UnemploymntComp	100.00	100.00	80.47	10.48	9.05
11000-2400-52710-0000-512001-1217-00000	WorkersCompPrem	493.00	493.00		493.00	
11000-2400-52720-0000-512001-1217-00000	WorkrsCompERFee	10.00	10.00	4.60	4.60	.80
11000-2400-53330-0000-512001-0000-00000	ProfessDevelop			1,401.00		1,401.00-
11000-2400-53414-0000-512001-0000-00000	OthProfTechSvcs				6,098.74	6,098.74-
11000-2400-53711-0000-512001-0000-00000	Other Charges	100.00	100.00		247.39	147.39-
11000-2400-55813-0000-512001-0000-00000	EmpTravNonTeach	1,000.00	1,000.00	125.00		875.00
11000-2400-55915-0000-512001-0000-00000	OthContractSvcs	800.00	800.00	600.00		200.00
11000-2400-56113-0000-512001-0000-00000	Software				2,324.70	2,324.70-
11000-2400-56118-0000-512001-0000-00000	GenSuppliesMats	13,512.00	13,512.00	375.82	2,816.78	10,319.40
11000-2400-56119-0000-512001-0000-00000	SupplAssets<\$5k				274.95	274.95-
Total for Func 2400 and Expense accounts		77,236.00	77,236.00	34,265.29	39,109.47	3,861.24
Funds 11000 - Operational, Func 2500 - Central Svcs						
11000-2500-53414-0000-512001-0000-00000	OthProfTechSvcs		22,900.00	88,571.95	55,382.05	121,054.00-
11000-2500-53711-0000-512001-0000-00000	Other Charges	350.00	350.00	350.00	59.00	59.00-
11000-2500-54320-0000-512001-0000-00000	Tech-R&M	188,954.00	188,954.00	28,955.58	19,245.14	140,753.28
11000-2500-54620-0000-512001-0000-00000	RentEquipVehcl	19,659.00	19,659.00	11,293.52	9,949.92	1,584.44-
11000-2500-55400-0000-512001-0000-00000	Advertising	10,000.00	10,000.00	7,673.35	14,326.65	12,000.00-
11000-2500-55915-0000-512001-0000-00000	OthContractSvcs	600.00	600.00	300.00	750.00	450.00-
11000-2500-56113-0000-512001-0000-00000	Software	18,102.00	18,102.00	2,512.00	20,005.34	4,415.34-
11000-2500-56118-0000-512001-0000-00000	GenSuppliesMats	5,100.00	5,100.00	1,641.39	1,965.31	1,493.30
Total for Func 2500 and Expense accounts		242,765.00	265,665.00	141,297.79	121,683.41	2,683.80
Funds 11000 - Operational, Func 2600 - Op&MaintofPlant						
11000-2600-54311-0000-512001-0000-00000	MntRepFrnFixEqp				104.58	104.58-

Selection Grouped by Account Type, Filtered by User Permissions, (Org = 120, Online/Offline = N, Period = 6, UnPosted JEs? = N, Assets and Liabilities? = N, Restricted Accts? = Y, Objc Digits = 0, Page Break Lvl =)

Balances through 12/31/2023						Fiscal Year 2023/24
Funds- Func- Obj ct - Pr gm- Locat n- Jb Cl - Opt nl	Description	Adopted Budget	Revised Budget	Encumbered	Expenditure	Account Balance
Funds 11000 - Operational, Func 2600 - Op&MaintofPlant (continued)						
11000- 2600- 54312- 0000- 512001- 0000- 00000	MntRepBlgsGrnds	19,000.00	19,000.00	28,582.03	5,913.65	15,495.68-
11000- 2600- 54411- 0000- 512001- 0000- 00000	Electricity	31,200.00	31,200.00	18,553.00	12,647.00	
11000- 2600- 54412- 0000- 512001- 0000- 00000	NatGasBuildings	4,000.00	4,000.00	3,903.65	128.16	31.81-
11000- 2600- 54415- 0000- 512001- 0000- 00000	Water/Sewage	10,200.00	10,200.00	8,030.76	2,180.37	11.13-
11000- 2600- 54416- 0000- 512001- 0000- 00000	CommunicatnSvcs	21,000.00	21,000.00	11,112.04	13,258.75	3,370.79-
11000- 2600- 54610- 0000- 512001- 0000- 00000	RentLandBldngs		25,000.00			25,000.00
11000- 2600- 55200- 0000- 512001- 0000- 00000	PropertyLiablns	12,768.00	12,768.00		12,768.00	
11000- 2600- 55915- 0000- 512001- 0000- 00000	OthContractSvcs	73,887.00	73,887.00	71,912.85	29,718.67	27,744.52-
11000- 2600- 56118- 0000- 512001- 0000- 00000	GenSuppliesMats	10,000.00	10,000.00	2,635.72	384.41	6,979.87
11000- 2600- 56119- 0000- 512001- 0000- 00000	SupplAssets<\$5k	1,500.00	1,500.00			1,500.00
Total for Func 2600 and Expense accounts		183,555.00	208,555.00	144,730.05	77,103.59	13,278.64-
Funds 11000 - Operational, Func 2900 - Oth Suppt Svcs						
11000- 2900- 58215- 0000- 512001- 0000- 00000	RestrictExpend	291,239.00	291,239.00			291,239.00
Total for Func 2900 and Expense accounts		291,239.00	291,239.00	.00	.00	291,239.00
Funds 11000 - Operational, Func 3100 - FoodSvcsOpertns						
11000- 3100- 56116- 0000- 512001- 0000- 00000	Food		1,000.00		300.37	699.63
11000- 3100- 56118- 0000- 512001- 0000- 00000	GenSuppliesMats	250.00	1,250.00		496.67	753.33
Total for Func 3100 and Expense accounts		250.00	2,250.00	.00	797.04	1,452.96
Funds 11000 - Operational, Func 4000 - Capital Outlay						
11000- 4000- 54640- 0000- 512001- 0000- 00000	RentalLease2Pur		40,000.00	74,907.30	114,463.98	149,371.28-
Total for Func 4000 and Expense accounts		.00	40,000.00	74,907.30	114,463.98	149,371.28-
Total for Funds 11000		3,538,733.00	3,538,733.00	1,615,545.01	1,123,774.19	799,413.80
Funds 21000 - Food Svcs, Func 3100 - FoodSvcsOpertns						
21000- 3100- 56116- 0000- 512001- 0000- 00000	Food	53,371.00	53,371.00	22,592.50	14,262.50	16,516.00
Total for Funds 21000, Func 3100 and Expense accounts		53,371.00	53,371.00	22,592.50	14,262.50	16,516.00
Funds 23000 - Non-InstrctSupp, Func 1000 - Instruction						
23000- 1000- 56118- 0000- 512001- 0000- 00000	GenSuppliesMats			1,101.84	425.88	1,527.72-
23000- 1000- 56118- 1010- 512001- 0000- 00000	GenSuppliesMats			327.10	1,504.30	1,831.40-
23000- 1000- 56118- 9000- 512001- 0000- 00000	GenSuppliesMats	2,158.00	2,158.00	25.00	2,273.81	140.81-
Total for Funds 23000, Func 1000 and Expense accounts		2,158.00	2,158.00	1,453.94	4,203.99	3,499.93-
Funds 24101 - Title I - IASA, Func 1000 - Instruction						
24101- 1000- 51100- 1010- 512001- 1711- 00000	SalariesExpense,InstAsst1	53,703.00	53,703.00	19,351.20	17,328.49	17,023.31
24101- 1000- 51300- 1010- 512001- 1711- 00000	AddtnlCompenstr,InstAsst1			1,562.55	937.53	2,500.08-
24101- 1000- 52111- 1010- 512001- 1711- 00000	EducRetirement	9,605.00	9,605.00	3,795.90	3,315.31	2,493.79

Selection Grouped by Account Type, Filtered by User Permissions, (Org = 120, Online/Offline = N, Period = 6, UnPosted JE? = N, Assets and Liabilities? = N, Restricted Accts? = Y, Objct = 5, Obj Digits = 0, Page Break Lvl =)

Balances through 12/31/2023						Fiscal Year 2023/24
Funds- Func- Obj ct - Pr gm- Locat n- Jb Cl - Opt nl	Description	Adopted Budget	Revised Budget	Encumbered	Expenditure	Account Balance
Funds 24101 - Title I - IASA, Func 1000 - Instruction (continued)						
24101- 1000- 52112- 1010- 512001- 1711- 00000	ERARetireeHlth	1,075.00	1,075.00	418.35	365.36	291.29
24101- 1000- 52210- 1010- 512001- 1711- 00000	FICA Payments	3,331.00	3,331.00	1,290.30	1,121.39	919.31
24101- 1000- 52220- 1010- 512001- 1711- 00000	MedicarePaymnts	781.00	781.00	301.80	262.27	216.93
24101- 1000- 52311- 1010- 512001- 1711- 00000	Hth&MedPremiums	2,069.00	2,069.00	415.20	812.23	841.57
24101- 1000- 52312- 1010- 512001- 1711- 00000	Life	44.00	44.00	16.80	12.74	14.46
24101- 1000- 52313- 1010- 512001- 1711- 00000	Dental	42.00	42.00			42.00
24101- 1000- 52314- 1010- 512001- 1711- 00000	Vision	10.00	10.00			10.00
24101- 1000- 52315- 1010- 512001- 1711- 00000	Disability	58.00	58.00	7.58	17.53	32.89
24101- 1000- 52500- 1010- 512001- 1711- 00000	UnemploymntComp	134.00	134.00	69.00	23.83	41.17
24101- 1000- 52710- 1010- 512001- 1711- 00000	WorkersCompPrem	852.00	852.00		852.00	
24101- 1000- 52720- 1010- 512001- 1711- 00000	WorkrsCompERFee	14.00	14.00	3.56	5.74	4.70
24101- 1000- 56118- 1010- 512001- 0000- 00000	GenSuppliesMats	750.00	750.00			750.00
Total for Func 1000 and Expense accounts		72,468.00	72,468.00	27,232.24	25,054.42	20,181.34
Funds 24101 - Title I - IASA, Func 2400 - SupSvcsSchAdmin						
24101- 2400- 51300- 0000- 512001- 1217- 00000	AddtnlCompenstn,SecClerTe	2,500.00	2,500.00	1,354.21	1,145.87	.08-
24101- 2400- 52111- 0000- 512001- 1217- 00000	EducRetirement	454.00	454.00	245.83	208.01	.16
24101- 2400- 52112- 0000- 512001- 1217- 00000	ERARetireeHlth	50.00	50.00	27.04	22.88	.08
24101- 2400- 52210- 0000- 512001- 1217- 00000	FICA Payments	155.00	155.00	83.98	71.06	.04-
24101- 2400- 52220- 0000- 512001- 1217- 00000	MedicarePaymnts	37.00	37.00	19.63	16.61	.76
24101- 2400- 52500- 0000- 512001- 1217- 00000	UnemploymntComp			4.42	.58	5.00-
Total for Func 2400 and Expense accounts		3,196.00	3,196.00	1,735.11	1,465.01	4.12-
Total for Funds 24101		75,664.00	75,664.00	28,967.35	26,519.43	20,177.22
Funds 24106 - IDEABEntitlemnt, Func 1000 - Instruction						
24106- 1000- 51100- 2000- 512001- 1412- 00000	SalariesExpense,Teachers	24,921.00	24,921.00	6,079.95	13,213.65	5,627.40
24106- 1000- 52111- 2000- 512001- 1412- 00000	EducRetirement	5,475.00	5,475.00	1,103.55	2,398.32	1,973.13
24106- 1000- 52112- 2000- 512001- 1412- 00000	ERARetireeHlth	499.00	499.00	121.65	264.30	113.05
24106- 1000- 52210- 2000- 512001- 1412- 00000	FICA Payments	1,546.00	1,546.00	363.30	779.18	403.52
24106- 1000- 52220- 2000- 512001- 1412- 00000	MedicarePaymnts	362.00	362.00	84.90	182.21	94.89
24106- 1000- 52311- 2000- 512001- 1412- 00000	Hth&MedPremiums	3,076.00	3,076.00	496.50	1,461.42	1,118.08
24106- 1000- 52312- 2000- 512001- 1412- 00000	Life	12.00	12.00	3.15	5.69	3.16
24106- 1000- 52313- 2000- 512001- 1412- 00000	Dental	163.00	163.00	11.10	43.32	108.58
24106- 1000- 52314- 2000- 512001- 1412- 00000	Vision	19.00	19.00	4.95	2.31	11.74
24106- 1000- 52315- 2000- 512001- 1412- 00000	Disability				24.01	24.01-
24106- 1000- 52500- 2000- 512001- 1412- 00000	UnemploymntComp	36.00	36.00	13.99	34.17	12.16-
24106- 1000- 52710- 2000- 512001- 1412- 00000	WorkersCompPrem	414.00	414.00		414.00	

Selection Grouped by Account Type, Filtered by User Permissions, (Org = 120, Online/Offline = N, Period = 6, UnPosted JEs? = N, Assets and Liabilities? = N, Restricted Accts? = Y, Objc Digits = 0, Page Break Lvl =)

Balances through 12/31/2023						Fiscal Year 2023/24	
Funds- Func- Obj ct - Pr gm- Locat n- JbCl - Opt nl	Description	Adopted Budget	Revised Budget	Encumbered	Expenditure	Account Balance	
Funds 24106 - IDEABEntitlemnt, Func 1000 - Instruction (continued)							
24106- 1000- 52720- 2000- 512001- 1412- 00000	WorkrsCompERFee	4.00	4.00	.68	2.76	.56	
Total for Funds 24106, Func 1000 and Expense accounts		36,527.00	36,527.00	8,283.72	18,825.34	9,417.94	
Funds 24154 - TchPrinTrainRec, Func 2200 - Suppt Svcs Inst							
24154- 2200- 53330- 0000- 512001- 0000- 00000	ProfessDevelop	6,225.00	6,225.00	2,610.00		3,615.00	
Total for Funds 24154, Func 2200 and Expense accounts		6,225.00	6,225.00	2,610.00	.00	3,615.00	
Funds 24174 - CP-Second-Curr, Func 1000 - Instruction							
24174- 1000- 51100- 1010- 512001- 1411- 00000	SalariesExpense,Teachers	5,837.00	5,837.00			5,837.00	
24174- 1000- 52111- 1010- 512001- 1411- 00000	EducRetirement	452.00	452.00			452.00	
24174- 1000- 52112- 1010- 512001- 1411- 00000	ERARetireeHlth	117.00	117.00			117.00	
24174- 1000- 52210- 1010- 512001- 1411- 00000	FICA Payments	362.00	362.00			362.00	
24174- 1000- 52220- 1010- 512001- 1411- 00000	MedicarePaymnts	85.00	85.00			85.00	
24174- 1000- 52311- 1010- 512001- 1411- 00000	Hth&MedPremiums	562.00	562.00			562.00	
24174- 1000- 52312- 1010- 512001- 1411- 00000	Life	4.00	4.00			4.00	
24174- 1000- 52313- 1010- 512001- 1411- 00000	Dental	14.00	14.00			14.00	
24174- 1000- 52314- 1010- 512001- 1411- 00000	Vision	6.00	6.00			6.00	
24174- 1000- 52500- 1010- 512001- 1411- 00000	UnemploymntComp	11.00	11.00			11.00	
24174- 1000- 52710- 1010- 512001- 1411- 00000	WorkersCompPrem	77.00	77.00		77.00		
24174- 1000- 52720- 1010- 512001- 1411- 00000	WorkrsCompERFee	2.00	2.00			2.00	
Total for Funds 24174, Func 1000 and Expense accounts		7,529.00	7,529.00	.00	77.00	7,452.00	
Funds 24189 - SSAE Title IV, Func 2100 - SuppSvcsStudnts							
24189- 2100- 51100- 0000- 512001- 1214- 00000	SalariesExpense,Couns-Soc	7,200.00	7,200.00	4,556.55	2,593.71	49.74	
24189- 2100- 52111- 0000- 512001- 1214- 00000	EducRetirement	1,307.00	1,307.00	826.95	470.73	9.32	
24189- 2100- 52112- 0000- 512001- 1214- 00000	ERARetireeHlth	144.00	144.00	91.20	51.90	.90	
24189- 2100- 52210- 0000- 512001- 1214- 00000	FICA Payments	447.00	447.00	272.25	155.02	19.73	
24189- 2100- 52220- 0000- 512001- 1214- 00000	MedicarePaymnts	105.00	105.00	63.75	36.28	4.97	
24189- 2100- 52311- 0000- 512001- 1214- 00000	Hth&MedPremiums	613.00	613.00	372.00	274.33	33.33-	
24189- 2100- 52312- 0000- 512001- 1214- 00000	Life	4.00	4.00	2.40	1.34	.26	
24189- 2100- 52313- 0000- 512001- 1214- 00000	Dental	15.00	15.00	8.40	6.21	.39	
24189- 2100- 52314- 0000- 512001- 1214- 00000	Vision	7.00	7.00	3.60	2.70	.70	
24189- 2100- 52500- 0000- 512001- 1214- 00000	UnemploymntComp	12.00	12.00	10.44		1.56	
24189- 2100- 52710- 0000- 512001- 1214- 00000	WorkersCompPrem	144.00	144.00		144.00		
24189- 2100- 52720- 0000- 512001- 1214- 00000	WorkrsCompERFee	2.00	2.00	.50	.47	1.03	
Total for Funds 24189, Func 2100 and Expense accounts		10,000.00	10,000.00	6,208.04	3,736.69	55.27	
Funds 24190 - Title I CSI, Func 1000 - Instruction							

Selection Grouped by Account Type, Filtered by User Permissions, (Org = 120, Online/Offline = N, Period = 6, UnPosted JEs? = N, Assets and Liabilities? = N, Restricted Accts? = Y, Objct = 5, Obj Digits = 0, Page Break Lvl =)

Balances through 12/31/2023						Fiscal Year 2023/24
Funds- Func- Obj ct - Pr gm- Locat n- Jb Cl - Opt nl	Description	Adopted Budget	Revised Budget	Encumbered	Expenditure	Account Balance
Funds 24190 - Title I CSI, Func 1000 - Instruction						
24190- 1000- 51300- 1010- 512001- 1411- 00000	AddtnlCompenstn, Teachers		6,727.00		6,000.00	727.00
24190- 1000- 52111- 1010- 512001- 1411- 00000	EducRetirement				1,089.00	1,089.00-
24190- 1000- 52112- 1010- 512001- 1411- 00000	ERARetireeHlth				120.01	120.01-
24190- 1000- 52210- 1010- 512001- 1411- 00000	FICA Payments				372.01	372.01-
24190- 1000- 52220- 1010- 512001- 1411- 00000	MedicarePaymnts				86.97	86.97-
24190- 1000- 53330- 0000- 512001- 0000- 00000	ProfessDevelop	91,564.00				
24190- 1000- 56119- 1010- 512001- 0000- 00000	SupplAssets<\$5k		84,837.00		83,896.01	940.99
Total for Funds 24190, Func 1000 and Expense accounts		91,564.00	91,564.00	.00	91,564.00	.00
Funds 24330 - ESSER III, Func 1000 - Instruction						
24330- 1000- 51100- 0000- 512001- 1611- 00000	SalariesExpense,SubsSickL			10,621.55	5,325.88	15,947.43-
24330- 1000- 51100- 1010- 512001- 1411- 00000	SalariesExpense, Teachers	74,680.00	25,630.00		19,750.02	5,879.98
24330- 1000- 51100- 1010- 512001- 1711- 00000	SalariesExpense,InstAsst1			23,906.25	9,562.50	33,468.75-
24330- 1000- 51100- 2000- 512001- 1412- 00000	SalariesExpense, Teachers	45,279.00	45,279.00		784.32	44,494.68
24330- 1000- 52111- 0000- 512001- 1611- 00000	EducRetirement			1,927.81	966.65	2,894.46-
24330- 1000- 52111- 1010- 512001- 1411- 00000	EducRetirement	13,555.00	13,555.00		3,584.63	9,970.37
24330- 1000- 52111- 1010- 512001- 1711- 00000	EducRetirement			4,339.05	1,735.62	6,074.67-
24330- 1000- 52111- 2000- 512001- 1412- 00000	EducRetirement	8,219.00	8,219.00		142.35	8,076.65
24330- 1000- 52112- 0000- 512001- 1611- 00000	ERARetireeHlth			212.43	106.53	318.96-
24330- 1000- 52112- 1010- 512001- 1411- 00000	ERARetireeHlth	1,494.00	1,494.00		395.00	1,099.00
24330- 1000- 52112- 1010- 512001- 1711- 00000	ERARetireeHlth			478.20	191.28	669.48-
24330- 1000- 52112- 2000- 512001- 1412- 00000	ERARetireeHlth	906.00	906.00		15.69	890.31
24330- 1000- 52210- 0000- 512001- 1611- 00000	FICA Payments			658.53	330.20	988.73-
24330- 1000- 52210- 1010- 512001- 1411- 00000	FICA Payments	4,631.00	4,631.00		1,142.15	3,488.85
24330- 1000- 52210- 1010- 512001- 1711- 00000	FICA Payments			1,431.45	572.58	2,004.03-
24330- 1000- 52210- 2000- 512001- 1412- 00000	FICA Payments	2,808.00	2,808.00		46.90	2,761.10
24330- 1000- 52220- 0000- 512001- 1611- 00000	MedicarePaymnts			154.01	77.23	231.24-
24330- 1000- 52220- 1010- 512001- 1411- 00000	MedicarePaymnts	1,084.00	1,084.00		267.10	816.90
24330- 1000- 52220- 1010- 512001- 1711- 00000	MedicarePaymnts			334.80	133.92	468.72-
24330- 1000- 52220- 2000- 512001- 1412- 00000	MedicarePaymnts	657.00	657.00		10.96	646.04
24330- 1000- 52311- 1010- 512001- 1411- 00000	Hth&MedPremiums	7,802.00	7,802.00		3,163.74	4,638.26
24330- 1000- 52311- 1010- 512001- 1711- 00000	Hth&MedPremiums			3,104.40	1,241.76	4,346.16-
24330- 1000- 52311- 2000- 512001- 1412- 00000	Hth&MedPremiums	5,589.00	5,589.00		62.60	5,526.40
24330- 1000- 52312- 1010- 512001- 1411- 00000	Life	39.00	39.00		9.24	29.76
24330- 1000- 52312- 1010- 512001- 1711- 00000	Life			21.60	8.64	30.24-
24330- 1000- 52312- 2000- 512001- 1412- 00000	Life	21.00	21.00		.41	20.59

Selection Grouped by Account Type, Filtered by User Permissions, (Org = 120, Online/Offline = N, Period = 6, UnPosted JEs? = N, Assets and Liabilities? = N, Restricted Accts? = Y, Objc Digits = 0, Page Break Lvl =)

Balances through 12/31/2023						Fiscal Year 2023/24	
Funds- Func- Obj ct - Pr gm- Locat n- JbCl - Opt nl	Description	Adopted Budget	Revised Budget	Encumbered	Expenditure	Account Balance	
Funds 24330 - ESSER III, Func 1000 - Instruction (continued)							
24330- 1000- 52313- 1010- 512001- 1411- 00000	Dental	290.00	290.00		127.98	162.02	
24330- 1000- 52313- 1010- 512001- 1711- 00000	Dental			171.60	68.64	240.24-	
24330- 1000- 52313- 2000- 512001- 1412- 00000	Dental	295.00	295.00		1.44	293.56	
24330- 1000- 52314- 1010- 512001- 1411- 00000	Vision	64.00	64.00		19.38	44.62	
24330- 1000- 52314- 2000- 512001- 1412- 00000	Vision	34.00	34.00		.63	33.37	
24330- 1000- 52315- 1010- 512001- 1411- 00000	Disability	53.00	53.00		39.52	13.48	
24330- 1000- 52500- 0000- 512001- 1611- 00000	UnemploymntComp			35.05	17.58	52.63-	
24330- 1000- 52500- 1010- 512001- 1411- 00000	UnemploymntComp	120.00	120.00			120.00	
24330- 1000- 52500- 1010- 512001- 1711- 00000	UnemploymntComp			78.90		78.90-	
24330- 1000- 52500- 2000- 512001- 1412- 00000	UnemploymntComp	65.00	65.00			65.00	
24330- 1000- 52710- 1010- 512001- 1411- 00000	WorkersCompPrem	1,047.00	1,047.00		1,597.00	550.00-	
24330- 1000- 52710- 2000- 512001- 1412- 00000	WorkersCompPrem	490.00	490.00		411.00	79.00	
24330- 1000- 52720- 0000- 512001- 1611- 00000	WorkrsCompERFee				2.30	2.30-	
24330- 1000- 52720- 1010- 512001- 1411- 00000	WorkrsCompERFee	12.00	12.00		5.06	6.94	
24330- 1000- 52720- 1010- 512001- 1711- 00000	WorkrsCompERFee			4.60	2.30	6.90-	
24330- 1000- 52720- 2000- 512001- 1412- 00000	WorkrsCompERFee	7.00	7.00		.22	6.78	
24330- 1000- 56113- 1010- 512001- 0000- 00000	Software				11,610.00	11,610.00-	
24330- 1000- 56118- 1010- 512001- 0000- 00000	GenSuppliesMats				19.49	19.49-	
Total for Func 1000 and Expense accounts		169,241.00	120,191.00	47,480.23	63,550.44	9,160.33	
Funds 24330 - ESSER III, Func 2100 - SuppSvcsStudnts							
24330- 2100- 51100- 0000- 512001- 1214- 00000	SalariesExpense,Couns-Soc	50,080.00	50,080.00	30,493.50	18,436.32	1,150.18	
24330- 2100- 51100- 0000- 512001- 1218- 00000	SalariesExpense,SchlStude		49,000.00	24,375.00	11,250.00	13,375.00	
24330- 2100- 52111- 0000- 512001- 1214- 00000	EducRetirement	9,090.00	9,090.00	5,534.55	3,346.17	209.28	
24330- 2100- 52111- 0000- 512001- 1218- 00000	EducRetirement			4,424.03	2,041.86	6,465.89-	
24330- 2100- 52112- 0000- 512001- 1214- 00000	ERARetireeHlth	1,002.00	1,002.00	609.90	368.73	23.37	
24330- 2100- 52112- 0000- 512001- 1218- 00000	ERARetireeHlth			487.50	225.00	712.50-	
24330- 2100- 52210- 0000- 512001- 1214- 00000	FICA Payments	3,105.00	3,105.00	1,822.35	1,102.08	180.57	
24330- 2100- 52210- 0000- 512001- 1218- 00000	FICA Payments			1,467.96	677.52	2,145.48-	
24330- 2100- 52220- 0000- 512001- 1214- 00000	MedicarePaymnts	727.00	727.00	426.15	257.74	43.11	
24330- 2100- 52220- 0000- 512001- 1218- 00000	MedicarePaymnts			343.33	158.46	501.79-	
24330- 2100- 52311- 0000- 512001- 1214- 00000	Hth&MedPremiums	3,572.00	3,572.00	2,490.00	1,493.97	411.97-	
24330- 2100- 52311- 0000- 512001- 1218- 00000	Hth&MedPremiums			2,690.48	1,241.76	3,932.24-	
24330- 2100- 52312- 0000- 512001- 1214- 00000	Life	23.00	23.00	16.05	9.60	2.65-	
24330- 2100- 52312- 0000- 512001- 1218- 00000	Life			18.72	8.64	27.36-	
24330- 2100- 52313- 0000- 512001- 1214- 00000	Dental	85.00	85.00	55.65	33.66	4.31-	
24330- 2100- 52313- 0000- 512001- 1218- 00000	Dental			74.49	34.38	108.87-	

Selection Grouped by Account Type, Filtered by User Permissions, (Org = 120, Online/Offline = N, Period = 6, UnPosted JEs? = N, Assets and Liabilities? = N, Restricted Accts? = Y, Objct = 5, Obj Digits = 0, Page Break Lvl =)

Balances through 12/31/2023						Fiscal Year 2023/24
Funds- Func- Obj ct - Pr gm- Locat n- JbCl - Opt nl	Description	Adopted Budget	Revised Budget	Encumbered	Expenditure	Account Balance
Funds 24330 - ESSER III, Func 2100 - SuppSvcsStudnts (continued)						
24330-2100-52314-0000-512001-1214-00000	Vision	37.00	37.00	24.30	14.70	2.00-
24330-2100-52314-0000-512001-1218-00000	Vision			32.63	15.06	47.69-
24330-2100-52315-0000-512001-1218-00000	Disability			113.17	47.86	161.03-
24330-2100-52500-0000-512001-1214-00000	UnemploymntComp	70.00	70.00	70.04		.04-
24330-2100-52710-0000-512001-1214-00000	WorkersCompPrem	583.00	583.00		508.00	75.00
24330-2100-52720-0000-512001-1214-00000	WorkrsCompERFee	7.00	7.00	3.42	3.45	.13
24330-2100-52720-0000-512001-1218-00000	WorkrsCompERFee				2.30	2.30-
Total for Func 2100 and Expense accounts		68,381.00	117,381.00	75,573.22	41,277.26	530.52
Funds 24330 - ESSER III, Func 2600 - Op&MaintofPlant						
24330-2600-54416-0000-512001-0000-00000	CommunicatnSvcs		50.00	427.08	97.93	475.01-
Total for Func 2600 and Expense accounts		.00	50.00	427.08	97.93	475.01-
Total for Funds 24330		237,622.00	237,622.00	123,480.53	104,925.63	9,215.84
Funds 24349 - ARP Preschool, Func 1000 - Instruction						
24349-1000-51100-2000-512001-1412-00000	SalariesExpense,Teachers	1,034.00	1,034.00			1,034.00
Total for Funds 24349, Func 1000 and Expense accounts		1,034.00	1,034.00	.00	.00	1,034.00
Funds 26207 - CNM Foundation, Func 1000 - Instruction						
26207-1000-56118-1010-512001-0000-00000	GenSuppliesMats	574.00	574.00			574.00
Total for Funds 26207, Func 1000 and Expense accounts		574.00	574.00	.00	.00	574.00
Funds 27107 - 2012GOBondSB66, Func 2200 - Suppt Svcs Inst						
27107-2200-56114-0000-512001-0000-00000	LibraryAudioVis	2,873.00	7,164.00			7,164.00
Total for Funds 27107, Func 2200 and Expense accounts		2,873.00	7,164.00	.00	.00	7,164.00
Funds 27109 - IM-GAA of 2019, Func 1000 - Instruction						
27109-1000-56107-1010-512001-0000-00000	InsMatCR50%Txbk	3,538.00	3,538.00			3,538.00
Total for Funds 27109, Func 1000 and Expense accounts		3,538.00	3,538.00	.00	.00	3,538.00
Funds 27407 - FII, Func 1000 - Instruction						
27407-1000-51100-1010-512001-1411-00000	SalariesExpense,Teachers		46,332.00	26,475.00	17,061.69	2,795.31
27407-1000-51100-1010-512001-1711-00000	SalariesExpense,InstAsst1	9,818.00	32,213.00	20,133.00	12,079.80	.20
27407-1000-52111-1010-512001-1411-00000	EducRetirement		8,800.00	4,805.25	3,096.70	898.05
27407-1000-52111-1010-512001-1711-00000	EducRetirement	1,782.00	6,047.00	3,654.15	2,192.49	200.36
27407-1000-52112-1010-512001-1411-00000	ERARetireeHlth		927.00	529.50	341.22	56.28
27407-1000-52112-1010-512001-1711-00000	ERARetireeHlth	197.00	645.00	402.60	241.56	.84
27407-1000-52210-1010-512001-1411-00000	FICA Payments		2,792.00	1,595.25	1,028.26	168.49
27407-1000-52210-1010-512001-1711-00000	FICA Payments	371.00	1,877.00	1,168.80	706.58	1.62
27407-1000-52220-1010-512001-1411-00000	MedicarePaymnts		653.00	373.05	240.47	39.48

Selection Grouped by Account Type, Filtered by User Permissions, (Org = 120, Online/Offline = N, Period = 6, UnPosted JEs? = N, Assets and Liabilities? = N, Restricted Accts? = Y, Objct = 5, Obj Digits = 0, Page Break Lvl =)

Balances through 12/31/2023						Fiscal Year 2023/24
Funds- Func- Obj ct - Pr gm- Locat n- JbCl - Opt nl	Description	Adopted Budget	Revised Budget	Encumbered	Expenditure	Account Balance
Funds 27407 - FII, Func 1000 - Instruction (continued)						
27407- 1000- 52220- 1010- 512001- 1711- 00000	MedicarePaymnts	143.00	439.00	273.30	165.22	.48
27407- 1000- 52311- 1010- 512001- 1411- 00000	Hth&MedPremiums		2,844.00	1,629.75	1,041.74	172.51
27407- 1000- 52311- 1010- 512001- 1711- 00000	Hth&MedPremiums	1,827.00	7,921.00	5,121.00	1,870.80	929.20
27407- 1000- 52312- 1010- 512001- 1411- 00000	Life		23.00	12.90	8.26	1.84
27407- 1000- 52312- 1010- 512001- 1711- 00000	Life	9.00	32.00	19.95	9.22	2.83
27407- 1000- 52313- 1010- 512001- 1411- 00000	Dental		158.00	90.15	58.09	9.76
27407- 1000- 52314- 1010- 512001- 1411- 00000	Vision		38.00	19.65	12.67	5.68
27407- 1000- 52315- 1010- 512001- 1711- 00000	Disability	42.00	147.00	93.45	33.00	20.55
27407- 1000- 52500- 1010- 512001- 1411- 00000	UnemploymntComp		65.00	55.76		9.24
27407- 1000- 52500- 1010- 512001- 1711- 00000	UnemploymntComp	26.00	111.00	66.45	39.87	4.68
27407- 1000- 52710- 1010- 512001- 1711- 00000	WorkersCompPrem	163.00	211.00			211.00
27407- 1000- 52720- 1010- 512001- 1411- 00000	WorkrsCompERFee		100.00	2.76	2.99	94.25
27407- 1000- 52720- 1010- 512001- 1711- 00000	WorkrsCompERFee	3.00	103.00	4.26	4.26	94.48
Total for Func 1000 and Expense accounts		14,381.00	112,478.00	66,525.98	40,234.89	5,717.13
Funds 27407 - FII, Func 2100 - SuppSvcsStudnts						
27407- 2100- 51100- 0000- 512001- 1214- 00000	SalariesExpense,Couns-Soc	69,600.00				
27407- 2100- 52111- 0000- 512001- 1214- 00000	EducRetirement	12,633.00				
27407- 2100- 52112- 0000- 512001- 1214- 00000	ERARetireeHlth	1,392.00				
27407- 2100- 52210- 0000- 512001- 1214- 00000	FICA Payments	4,316.00				
27407- 2100- 52220- 0000- 512001- 1214- 00000	MedicarePaymnts	1,010.00				
27407- 2100- 52311- 0000- 512001- 1214- 00000	Hth&MedPremiums	7,751.00				
27407- 2100- 52312- 0000- 512001- 1214- 00000	Life	32.00				
27407- 2100- 52313- 0000- 512001- 1214- 00000	Dental	121.00				
27407- 2100- 52314- 0000- 512001- 1214- 00000	Vision	53.00				
27407- 2100- 52315- 0000- 512001- 1214- 00000	Disability	262.00				
27407- 2100- 52500- 0000- 512001- 1214- 00000	UnemploymntComp	100.00				
27407- 2100- 52710- 0000- 512001- 1214- 00000	WorkersCompPrem	817.00				
27407- 2100- 52720- 0000- 512001- 1214- 00000	WorkrsCompERFee	10.00				
Total for Func 2100 and Expense accounts		98,097.00	.00	.00	.00	.00
Total for Funds 27407		112,478.00	112,478.00	66,525.98	40,234.89	5,717.13
Funds 27502 - Next Gen CTE, Func 1000 - Instruction						
27502- 1000- 51100- 1010- 512001- 1411- 00000	SalariesExpense,Teachers	38,715.00	38,715.00			38,715.00
27502- 1000- 51300- 1010- 512001- 1411- 00000	AddtnlCompenstn,Teachers	1,000.00	1,000.00			1,000.00
27502- 1000- 52111- 1010- 512001- 1411- 00000	EducRetirement	7,806.00	7,806.00			7,806.00
27502- 1000- 52112- 1010- 512001- 1411- 00000	ERARetireeHlth	795.00	795.00			795.00

Selection Grouped by Account Type, Filtered by User Permissions, (Org = 120, Online/Offline = N, Period = 6, UnPosted JEs? = N, Assets and Liabilities? = N, Restricted Accts? = Y, Objct = 5, Obj Digits = 0, Page Break Lvl =)

Balances through 12/31/2023						Fiscal Year 2023/24	
Funds- Func- Obj ct - Pr gm- Locat n- JbCl - Opt nl	Description	Adopted Budget	Revised Budget	Encumbered	Expenditure	Account Balance	
Funds 27502 - Next Gen CTE, Func 1000 - Instruction (continued)							
27502- 1000- 52210- 1010- 512001- 1411- 00000	FICA Payments	2,470.00	2,470.00			2,470.00	
27502- 1000- 52220- 1010- 512001- 1411- 00000	MedicarePaymnts	577.00	577.00			577.00	
27502- 1000- 52311- 1010- 512001- 1411- 00000	Hth&MedPremiums	5,065.00	5,065.00			5,065.00	
27502- 1000- 52312- 1010- 512001- 1411- 00000	Life	19.00	19.00			19.00	
27502- 1000- 52313- 1010- 512001- 1411- 00000	Dental	184.00	184.00			184.00	
27502- 1000- 52314- 1010- 512001- 1411- 00000	Vision	62.00	62.00			62.00	
27502- 1000- 52315- 1010- 512001- 1411- 00000	Disability	163.00	163.00			163.00	
27502- 1000- 52500- 1010- 512001- 1411- 00000	UnemploymntComp	56.00	56.00			56.00	
27502- 1000- 52710- 1010- 512001- 1411- 00000	WorkersCompPrem	367.00	367.00		367.00		
27502- 1000- 52720- 1010- 512001- 1411- 00000	WorkrsCompERFee	6.00	6.00			6.00	
Total for Funds 27502, Func 1000 and Expense accounts		57,285.00	57,285.00	.00	367.00	56,918.00	
Funds 27901 - Indian Ed Act, Func 1000 - Instruction							
27901- 1000- 51100- 1010- 512001- 1411- 00000	SalariesExpense,Teachers	39,536.00	39,536.00			39,536.00	
27901- 1000- 51100- 1010- 512001- 1711- 00000	SalariesExpense,InstAsst1			7,593.75	3,037.50	10,631.25-	
27901- 1000- 51300- 1010- 512001- 1411- 00000	AddtnlCompenstrn,Teachers			4,062.50	2,812.50	6,875.00-	
27901- 1000- 51300- 1010- 512001- 1711- 00000	AddtnlCompenstrn,InstAsst1			937.50	562.50	1,500.00-	
27901- 1000- 52111- 1010- 512001- 1411- 00000	EducRetirement	7,176.00	7,176.00	737.36	510.48	5,928.16	
27901- 1000- 52111- 1010- 512001- 1711- 00000	EducRetirement			1,548.30	653.34	2,201.64-	
27901- 1000- 52112- 1010- 512001- 1411- 00000	ERARetireeHlth	791.00	791.00	81.25	56.25	653.50	
27901- 1000- 52112- 1010- 512001- 1711- 00000	ERARetireeHlth			170.55	71.97	242.52-	
27901- 1000- 52210- 1010- 512001- 1411- 00000	FICA Payments	2,452.00	2,452.00	251.94	174.42	2,025.64	
27901- 1000- 52210- 1010- 512001- 1711- 00000	FICA Payments			528.90	223.17	752.07-	
27901- 1000- 52220- 1010- 512001- 1411- 00000	MedicarePaymnts	574.00	574.00	58.89	40.77	474.34	
27901- 1000- 52220- 1010- 512001- 1711- 00000	MedicarePaymnts			123.75	52.23	175.98-	
27901- 1000- 52311- 1010- 512001- 1411- 00000	Hth&MedPremiums	2,889.00	2,889.00			2,889.00	
27901- 1000- 52312- 1010- 512001- 1411- 00000	Life	23.00	23.00			23.00	
27901- 1000- 52312- 1010- 512001- 1711- 00000	Life			6.45	2.58	9.03-	
27901- 1000- 52313- 1010- 512001- 1411- 00000	Dental	169.00	169.00			169.00	
27901- 1000- 52314- 1010- 512001- 1411- 00000	Vision	37.00	37.00			37.00	
27901- 1000- 52500- 1010- 512001- 1411- 00000	UnemploymntComp	70.00	70.00	8.13		61.87	
27901- 1000- 52500- 1010- 512001- 1711- 00000	UnemploymntComp			28.20	.24	28.44-	
27901- 1000- 52710- 1010- 512001- 1411- 00000	WorkersCompPrem	802.00	802.00			802.00	
27901- 1000- 52720- 1010- 512001- 1411- 00000	WorkrsCompERFee	7.00	7.00			7.00	
27901- 1000- 52720- 1010- 512001- 1711- 00000	WorkrsCompERFee				.69	.69-	
Total for Funds 27901, Func 1000 and Expense accounts		54,526.00	54,526.00	16,137.47	8,198.64	30,189.89	
Selection Grouped by Account Type, Filtered by User Permissions, (Org = 120, Online/Offline = N, Period = 6, UnPosted JEs? = N, Assets and Liabilities? = N, Restricted Accts? = Y, Objct = 5, Obj Digits = 0, Page Break Lvl =)						SCHOOLABILITY	

Balances through 12/31/2023						Fiscal Year 2023/24	
Funds- Func- Obj ct - Pr gm- Locat n- Jb Cl - Opt nl	Description	Adopted Budget	Revised Budget	Encumbered	Expenditure	Account Balance	
Funds 28211 - Covid-19 Test., Func 2100 - SuppSvcsStudnts							
28211- 2100- 56118- 0000- 512001- 0000- 00000	GenSuppliesMats	19,584.00	19,584.00			19,584.00	
Total for Funds 28211, Func 2100 and Expense accounts		19,584.00	19,584.00	.00	.00	19,584.00	
Funds 29102 - PrivDirGrntsCat, Func 1000 - Instruction							
29102- 1000- 56118- 1010- 512001- 0000- 00000	GenSuppliesMats	168.00	168.00			168.00	
Total for Funds 29102, Func 1000 and Expense accounts		168.00	168.00	.00	.00	168.00	
Funds 31400 - SpcCapOutlaySt, Func 4000 - Capital Outlay							
31400- 4000- 53414- 0000- 512001- 0000- 00000	OthProfTechSvcs	95,000.00	95,000.00			95,000.00	
31400- 4000- 56119- 0000- 512001- 0000- 00000	SupplAssets<\$5k	182,417.00	195,446.00			195,446.00	
31400- 4000- 57331- 0000- 512001- 0000- 00000	FixedAssets>\$5k			75,247.61	116,000.00	191,247.61-	
Total for Funds 31400, Func 4000 and Expense accounts		277,417.00	290,446.00	75,247.61	116,000.00	99,198.39	
Funds 31600 - CapImprvmtsHB33, Func 2300 - SupptSvcs-Admin							
31600- 2300- 53712- 0000- 512001- 0000- 00000	CityTaxCollCost	4,600.00	4,600.00		316.78	4,283.22	
Total for Func 2300 and Expense accounts		4,600.00	4,600.00	.00	316.78	4,283.22	
Funds 31600 - CapImprvmtsHB33, Func 4000 - Capital Outlay							
31600- 4000- 54312- 0000- 512001- 0000- 00000	MntRepBlgsGrnds	284,360.00	284,360.00			284,360.00	
31600- 4000- 54640- 0000- 512001- 0000- 00000	RentalLease2Pur	17,209.00	17,209.00			17,209.00	
31600- 4000- 57340- 0000- 512001- 0000- 00000	TechHrdwre				5,399.00	5,399.00-	
Total for Func 4000 and Expense accounts		301,569.00	301,569.00	.00	5,399.00	296,170.00	
Total for Funds 31600		306,169.00	306,169.00	.00	5,715.78	300,453.22	
Funds 31700 - CapImprvmtsSB-9, Func 4000 - Capital Outlay							
31700- 4000- 54315- 0000- 512001- 0000- 00000	MntRepBlgsGrdEq	6,059.00	6,059.00	2,401.79		3,657.21	
Total for Funds 31700, Func 4000 and Expense accounts		6,059.00	6,059.00	2,401.79	.00	3,657.21	
Funds 31701 - CapImprvsSB9Loc, Func 2300 - SupptSvcs-Admin							
31701- 2300- 53712- 0000- 512001- 0000- 00000	CityTaxCollCost	9,422.00	9,422.00		159.39	9,262.61	
Total for Func 2300 and Expense accounts		9,422.00	9,422.00	.00	159.39	9,262.61	
Funds 31701 - CapImprvsSB9Loc, Func 4000 - Capital Outlay							
31701- 4000- 54315- 0000- 512001- 0000- 00000	MntRepBlgsGrdEq	538,686.00	538,686.00			538,686.00	
31701- 4000- 54640- 0000- 512001- 0000- 00000	RentalLease2Pur	80,000.00	80,000.00			80,000.00	
31701- 4000- 57340- 0000- 512001- 0000- 00000	TechHrdwre			250.00	5,629.24	5,879.24-	
Total for Func 4000 and Expense accounts		618,686.00	618,686.00	250.00	5,629.24	612,806.76	
Total for Funds 31701		628,108.00	628,108.00	250.00	5,788.63	622,069.37	
Total for Org 120 - Cesar Chavez Community		5,529,206.00	5,546,526.00	1,969,703.94	1,564,193.71	2,012,628.35	

Selection Grouped by Account Type, Filtered by User Permissions, (Org = 120, Online/Offline = N, Period = 6, UnPosted JEs? = N, Assets and Liabilities? = N, Restricted Accts? = Y, Objct = 5, Obj Digits = 0, Page Break Lvl =)

Statement Date 12/31/2023

Cash Object 11011

Status Posted

Journal Entry #

Bank Statement Ending Balance	1,897,949.22	Service Charge	0.00
Less: Uncleared Payments	12,469.39	Interest Earned	0.00
Add: Uncleared Deposits	0.00		
Add: Uncleared Other	0.00	Cleared Payments	271,108.20
Adjusted Bank Balance	1,885,479.83	Cleared Deposits	236,250.97
System Cash Balance	1,885,479.83	Cleared Other	26.29
Add: Unposted Charges and Interest	0.00		
Revised System Cash Balance	1,885,479.83	Submitted By	JYAMAT, 01/05/2024
Difference	0.00	Posted By	KLOFTIS, 01/12/2024

Uncleared Payments

Issued	Check #	Check Amount	Pay To Name	Vendor ID	Emp ID	Bank Acct
06/29/22	13311	188.25	NM PED - Finance & Operations	001520		120MAIN
10/14/22	13460	10.00	Brown, Robin	010120		120MAIN
12/02/22	13545	650.55	Century Link	001355		120MAIN
05/19/23	13861	15.00	Montoya, Monique	001596		120MAIN
09/27/23	14057(*)		CamNet, Inc	010184		120MAIN
09/29/23	14062	144.58	Norma C. Lira-Perez		000180	120MAIN
10/05/23	14074	69.50	Crystal Springs Bottled Water	000334		120MAIN
11/27/23	14171	35.97	Amazon Capital Services, Inc	001361		120MAIN
11/27/23	14178	139.91	LaBarge Landscape	010003		120MAIN
11/27/23	14182	1,902.71	PNM	000528		120MAIN
12/07/23	14191(*)		ACES	001522		120MAIN
12/07/23	14194	1,235.21	Cooperative Educational Services	000327		120MAIN
12/22/23	14220	136.25	Arness, Tani	000696		120MAIN
12/22/23	14221	210.80	Catholic Community Services.	010180		120MAIN
12/22/23	14222	3,228.75	Charter School Nursing	000847		120MAIN
12/22/23	14223	66.26	Dry Fly Enterprises, Inc	010170		120MAIN
12/22/23	14224	194.88	Heather Blair	HBB		120MAIN
12/22/23	14225	2,853.75	LSG and Associates Inc	010013		120MAIN
12/22/23	14226	1,225.28	Panoptic Clean LLC	010195		120MAIN
12/22/23	14227	161.74	Sam's Club & Wal-mart	000935		120MAIN
		12,469.39	(*) Cancelled Payments	95,913.71		

Cleared Payments

Issued	Check #	Check Amount	Cleared Amount	Difference	Cleared	Pay To Name	Vendor ID	Emp ID	Bank Acct
11/06/23	14128	1,375.00	1,375.00		12/31/23	Mobile Beacon	010130		120MAIN
11/21/23	14169	3,939.09	3,939.09		12/31/23	NM RHC	900006		120MAIN

Selection Grouped by Org, Cash Object, Statement Date - Sorted by Item date, Item #, (Org = 120, Cash Object IN ('11011'), Bank Statement Date = 12/31/2023, Uncleared Only? = No)



Statement Date 12/31/2023

Cash Object 11011

Status Posted

Journal Entry #

Cleared Payments (continued)

Issued	Check #	Check Amount	Cleared Amount	Difference	Cleared	Pay To Name	Vendor ID	Emp ID	Bank Acct
11/27/23	14172	6.15	6.15		12/31/23	Bowers, Amy	010106		120MAIN
11/27/23	14173	355.16	355.16		12/31/23	CamNet, Inc	010184		120MAIN
11/27/23	14175	8,724.26	8,724.26		12/31/23	Cooperative Educational Services	000327		120MAIN
11/27/23	14176	373.46	373.46		12/31/23	Dynamic Entertainment, LLC	010045		120MAIN
11/27/23	14179	1,314.71	1,314.71		12/31/23	Lock Box EM3 Networks LLC	010028		120MAIN
11/27/23	14180	1,607.50	1,607.50		12/31/23	LSG and Associates Inc	010013		120MAIN
11/27/23	14183	627.45	627.45		12/31/23	Richard M. Romero Consulting	001407		120MAIN
12/01/23	14184	1,224.79	1,224.79		12/31/23	AJF Enterprise Inc	010154		120MAIN
12/01/23	14185	1,621.55	1,621.55		12/31/23	Amazon Capital Services, Inc	001361		120MAIN
12/01/23	14186	648.66	648.66		12/31/23	Century Link	001355		120MAIN
12/01/23	14187	431.53	431.53		12/31/23	Cuara-Martinez, Karina S	000936		120MAIN
12/01/23	14188	463.70	463.70		12/31/23	Sam's Club & Wal-mart	000935		120MAIN
12/01/23	14189	3,178.56	3,178.56		12/31/23	Wells Fargo Financial Leasing	000647		120MAIN
12/01/23	14232	20,096.00	20,096.00		12/31/23	NMPSIA	900001		120MAIN
12/07/23	14192	22.81	22.81		12/31/23	Aguilar, Margaret	010035		120MAIN
12/07/23	14193	134.35	134.35		12/31/23	Bowers, Amy	010106		120MAIN
12/07/23	14195	565.03	565.03		12/31/23	LaBarge Landscape	010003		120MAIN
12/07/23	14196	627.48	627.48		12/31/23	Richard M. Romero Consulting	001407		120MAIN
12/07/23	14197	224.79	224.79		12/31/23	Sam's Club & Wal-mart	000935		120MAIN
12/07/23	14198	1,589.28	1,589.28		12/31/23	Wells Fargo Financial Leasing	000647		120MAIN
12/09/23	14190	13,901.21	13,901.21		12/31/23	EFTPS	900004		120MAIN
12/09/23	Batch 12/09/2023	43,863.65	43,863.65		12/31/23				120MAIN
12/13/23	14199	365.25	365.25		12/31/23	ABCWUA	001289		120MAIN
12/13/23	14200	106.05	106.05		12/31/23	Century Link	001355		120MAIN
12/13/23	14201	137.00	137.00		12/31/23	Crystal Springs Bottled Water	000334		120MAIN
12/13/23	14202	500.00	500.00		12/31/23	Johnson Controls Inc	010111		120MAIN
12/13/23	14203	1,341.00	1,341.00		12/31/23	Lock Box EM3 Networks LLC	010028		120MAIN
12/13/23	14204	1,225.28	1,225.28		12/31/23	Panoptic Clean LLC	010195		120MAIN
12/13/23	14205	207.09	207.09		12/31/23	Pitney Bowes	000762		120MAIN
12/13/23	14206	50.00	50.00		12/31/23	TSA Consulting Group, Inc.	001363		120MAIN
12/13/23	14207	145.85	145.85		12/31/23	Verizon Wireless	000658		120MAIN
12/18/23	14208	11,076.41	11,076.41		12/31/23	ACES	001522		120MAIN
12/19/23	14209	84,837.30	84,837.30		12/31/23	CamNet, Inc	010184		120MAIN
12/20/23	14211	3,780.00	3,780.00		12/31/23	ACES	001522		120MAIN
12/20/23	14212	1,592.22	1,592.22		12/31/23	AJF Enterprise Inc	010154		120MAIN

Selection Grouped by Org, Cash Object, Statement Date - Sorted by Item date, Item #, (Org = 120, Cash Object IN ('11011'), Bank Statement Date = 12/31/2023, Uncleared Only? = No)

Statement Date 12/31/2023

Cash Object 11011

Status Posted

Journal Entry #

Cleared Payments (continued)

Issued	Check #	Check Amount	Cleared Amount	Difference	Cleared	Pay To Name	Vendor ID	Emp ID	Bank Acct
12/20/23	14213	277.61	277.61		12/31/23	Amazon Capital Services, Inc	001361		120MAIN
12/20/23	14214	353.82	353.82		12/31/23	Catholic Community Services.	010180		120MAIN
12/20/23	14215	120.36	120.36		12/31/23	Century Link	001355		120MAIN
12/20/23	14216	55.06	55.06		12/31/23	Sam's Club & Wal-mart	000935		120MAIN
12/20/23	14217	627.45	627.45		12/31/23	SG Consulting Services, LLC	001409		120MAIN
12/20/23	14218	217.97	217.97		12/31/23	Twisters	001445		120MAIN
12/20/23	14219	125.92	125.92		12/31/23	Wilkinson, Adam	001287		120MAIN
12/22/23	14210	13,873.92	13,873.92		12/31/23	EFTPS	900004		120MAIN
12/22/23	Batch 12/22/2023	43,176.47	43,176.47		12/31/23				120MAIN
		271,108.20	271,108.20			(*) Cancelled Payments		95,913.71	

Cleared Deposits

Deposited	Deposit #	Deposit Amount	Cleared Amount	Difference	Cleared	Bank Acct
12/04/23	Batch 12/04/2023	367.00	367.00		12/31/23	120MAIN
12/05/23	Batch 12/05/2023	2,253.32	2,253.32		12/31/23	120MAIN
12/11/23	Batch 12/11/2023	193,451.58	193,451.58		12/31/23	120MAIN
12/14/23	Batch 12/14/2023	674.14	674.14		12/31/23	120MAIN
12/15/23	Batch 12/15/2023	345.51	345.51		12/31/23	120MAIN
12/20/23	Batch 12/20/2023	39,112.17	39,112.17		12/31/23	120MAIN
12/28/23	Batch 12/28/2023	28.65	28.65		12/31/23	120MAIN
12/29/23	Batch 12/29/2023	18.60	18.60		12/31/23	120MAIN
		236,250.97	236,250.97			

Cleared Other

Effective	JE #	Amount	Cleared Amount	Difference	Cleared	JE Comment	Bank Acct
12/01/23	CA24-00006	6,098.74-	6,098.74-		12/31/23		
12/08/23	CA24-00007	6,098.74	6,098.74		12/31/23		
12/08/23	CA24-00008	6,098.74-	6,098.74-		12/31/23		
12/08/23	CA24-00010	6,098.74	6,098.74		12/31/23		
12/13/23	CA24-00011	26.29	26.29		12/31/23		
		26.29	26.29				

Selection Grouped by Org, Cash Object, Statement Date - Sorted by Item date, Item #, (Org = 120, Cash Object IN ('11011'), Bank Statement Date = 12/31/2023, Uncleared Only? = No)

Analyzed Business Checking - PF

Account number: [REDACTED] 4978 ■ December 1, 2023 - December 31, 2023 ■ Page 1 of 3

Page 61 of 63

WELLS
FARGO

CEASAR CHAVEZ COMMUNITY SCHOOL
OPERATING ACCOUNT
1325 PALOMAS DR SE
ALBUQUERQUE NM 87108-4718

Questions?

Call your Customer Service Officer or Client Services
1-800-AT WELLS (1-800-289-3557)
5:00 AM TO 6:00 PM Pacific Time Monday - Friday

Online: wellsfargo.com

Write: Wells Fargo Bank, N.A. (585)
P.O. Box 6995
Portland, OR 97228-6995

Account summary

Analyzed Business Checking - PF

Account number	Beginning balance	Total credits	Total debits	Ending balance
[REDACTED] 4978	\$1,932,780.16	\$247,327.38	-\$282,158.32	\$1,897,949.22

Credits

Deposits

Effective date	Posted date	Amount	Transaction detail
12/12	12/13	11,076.41	Reversal of Check Posted 12-12-23 Refer to Maker Our Ref: 12-12-23 00000000
		\$11,076.41	Total deposits

Electronic deposits/bank credits

Effective date	Posted date	Amount	Transaction detail
	12/04	367.00	State of NEW Mex Vndr Pymt Nmap0001840890 512-000-2324-27502-0001 27502 Career Technical Ed
	12/05	2,253.32	State of NEW Mex Vndr Pymt Nmap0001845510 512-000-2324-27901-0002 27901 Indian Educati Act
	12/11	193,451.58	State of NEW Mex Vndr Pymt Nmap0001849922 11000 Seg December 2023 11000 Seg December 2023
	12/14	674.14	Sandoval County ACH Paymen 1202514 November 2023 Distribution Hb-33
	12/15	345.51	Sandoval County ACH Paymen 1204363 November 2023 Distribution APS Sb-9
	12/20	39,112.17	Bernalillo Count Distr_Pymt Cesar Chavez Community
	12/28	28.65	State of NEW Mex Vndr Pymt Nmap0001863685 USDA August 2023-State USDA August 2023-State
	12/29	18.60	State of NEW Mex Vndr Pymt Nmap0001864295 USDA Sept 2023 - State USDA Sept 2023 - State
		\$236,250.97	Total electronic deposits/bank credits
		\$247,327.38	Total credits



Debits

Electronic debits/bank debits

Effective date	Posted date	Amount	Transaction detail
12/01		20,096.00	WT Seq452712 State of NEW Mexico, Pu /Bnf=State of NEW Mexico, Public Schools Insuran Srf# Gw00000063056958 Trn#231201452712 Rfb# 583
12/06		3,939.09	WT Seq456608 State of NEW Mexico, NE /Bnf=State of NEW Mexico, NEW Mexico Retiree Hea Srf# Gw00000063282586 Trn#231206456608 Rfb# 584
12/07		9,304.13	ACH Prep Origintn - Cesar Chavez Com - File 1200948759 Coid 1200948759
12/07		34,559.52	ACH Prep Origintn - Cesar Chavez Com - File 1200948759 Coid 1200948759
12/11		224.79	< Business to Business ACH Debit - Sams Syf Paymnt Dec 11 604600204947332 Cesar Chavez Community
12/11		463.70	< Business to Business ACH Debit - Sams Syf Paymnt Dec 11 604600204947332 Cesar Chavez Community
12/11		13,901.21	< Business to Business ACH Debit - IRS Usatapytmt 121123 270374561892309 Cesar Chavez Community
12/13		1,314.71	Em3Networksllc Webpayment 231212 School
12/14		365.25	< Business to Business ACH Debit - Abcwua Water Aut Web Pay 231213 1578579560 Cesar Chavez Community
12/15		207.09	< Business to Business ACH Debit - Pitney Bowes Direct Deb 231214 Pbleasing Kate Shelton
12/15		1,314.71	Em3Networksllc Webpayment 231214 School
12/20		9,276.62	ACH Prep Origintn - Cesar Chavez Com - File 1200948759 Coid 1200948759
12/20		33,899.85	ACH Prep Origintn - Cesar Chavez Com - File 1200948759 Coid 1200948759
12/22		55.06	< Business to Business ACH Debit - Sams Syf Paymnt Dec 22 604600204947332 Cesar Chavez Community
12/22		13,873.92	< Business to Business ACH Debit - IRS Usatapytmt 122223 270375622497340 Cesar Chavez Community

\$142,795.65 Total electronic debits/bank debits

< Business to Business ACH: If this is a business account, this transaction has a return time frame of one business day from post date. This time frame does not apply to consumer accounts.

Checks paid

Number	Amount	Date	Number	Amount	Date	Number	Amount	Date
14128	1,375.00	12/01	14192	22.81	12/18	14208	11,076.41	12/22
14172*	6.15	12/04	14193	134.35	12/20	14209	84,837.30	12/19
14173	355.16	12/04	14195*	565.03	12/13	14211*	3,780.00	12/29
14175*	8,724.26	12/04	14196	627.48	12/22	14212	1,592.22	12/29
14176	373.46	12/08	14198*	1,589.28	12/13	14214*	353.82	12/27
14180*	1,607.50	12/05	14200*	106.05	12/18	14215	120.36	12/27
14183*	627.45	12/11	14201	137.00	12/18	14217*	627.45	12/28
14184	1,224.79	12/06	14202	500.00	12/19	14218	217.97	12/21
14186*	648.66	12/04	14204*	1,225.28	12/13	14219	125.92	12/26
14187	431.53	12/11	14206*	50.00	12/18	99496142*	1,621.55	12/07
14189*	3,178.56	12/07	14207	145.85	12/21	99534492*	277.61	12/21
14191*	11,076.41	12/12						

\$139,362.67 Total checks paid

* Gap in check sequence.

\$282,158.32 Total debits



Daily ledger balance summary

<i>Date</i>	<i>Balance</i>	<i>Date</i>	<i>Balance</i>	<i>Date</i>	<i>Balance</i>
11/30	1,932,780.16	12/11	2,026,189.55	12/20	1,930,776.04
12/01	1,911,309.16	12/12	2,015,113.14	12/21	1,930,134.61
12/04	1,901,941.93	12/13	2,021,495.25	12/22	1,904,501.74
12/05	1,902,587.75	12/14	2,021,804.14	12/26	1,904,375.82
12/06	1,897,423.87	12/15	2,020,627.85	12/27	1,903,901.64
12/07	1,848,760.11	12/18	2,020,311.99	12/28	1,903,302.84
12/08	1,848,386.65	12/19	1,934,974.69	12/29	1,897,949.22
Average daily ledger balance		\$1,929,903.07			