

**Cesar Chavez Community School
Financial Update
August 29, 2023**

A. BARs

<u>BAR #</u>	<u>Fund Description</u>	<u>Reason/Type</u>	<u>Amount</u>
<u>1</u>	512-000-2324-0006-M		

B. Payroll & Accounts Payable Payment Vouchers

1 July 2023

C. Financial Statement Reports - as of June 30, 2023

- 1 Financial Analysis
- 2 Bank Reconciliations

D. Other

Must submit backup for all BARs, except transfers of funds for SEG or direct grants

STATE OF NEW MEXICO
PUBLIC EDUCATION DEPARTMENT
300 Don Gaspar Santa Fe, NM 87501-2786
Budget Adjustment Request

Doc. ID: 512-000-2324-0006-M

Fund Type: Flowthrough

Adjustment Type: Maintenance

Fiscal Year: 2023-2024

Entity Name: Cesar Chavez Community School

Adjustment Changes Intent/Scope of Program Yes or No?: No

Contact: Chris Moore, Business Manager

Total Approved Budget (Flowthrough):

Phone: 505-639-6455

Email: chris.moore@k12accounting.com

FLOWTHROUGH ONLY	
Budget Period: 07/01/2023	To: 06/30/2024
A. Approved Carryover:	
B. Total Current Year Allocation:	
D. Total Funding Available:	

Fund	Function	Object	Program	Location	Job Class	Present Budget	Adj Amt Exp	Adj Budget	ADD'L FTE
24190 Title I - Comprehensive Support and Improvement (CSI)	1000 Instruction	53330 Professional Development	0000 No Program	512001 Cesar Chavez Community School-Admin Office	0000 No Job Class	\$91,564	(\$91,564)		
24190 Title I - Comprehensive Support and Improvement (CSI)	1000 Instruction	51300 Additional Compensation	1010 Regular Education (PreK-12) Programs	512001 Cesar Chavez Community School-Admin Office	1411 Teachers-Grades 1-12		\$6,727	\$6,727	
24190 Title I - Comprehensive Support and Improvement (CSI)	1000 Instruction	56119 Supply Assets (\$5,000 or less).	1010 Regular Education (PreK-12) Programs	512001 Cesar Chavez Community School-Admin Office	0000 No Job Class		\$84,837	\$84,837	
Sub Total							\$0		
Indirect Cost									
DOC. TOTAL							\$0		

Justification:

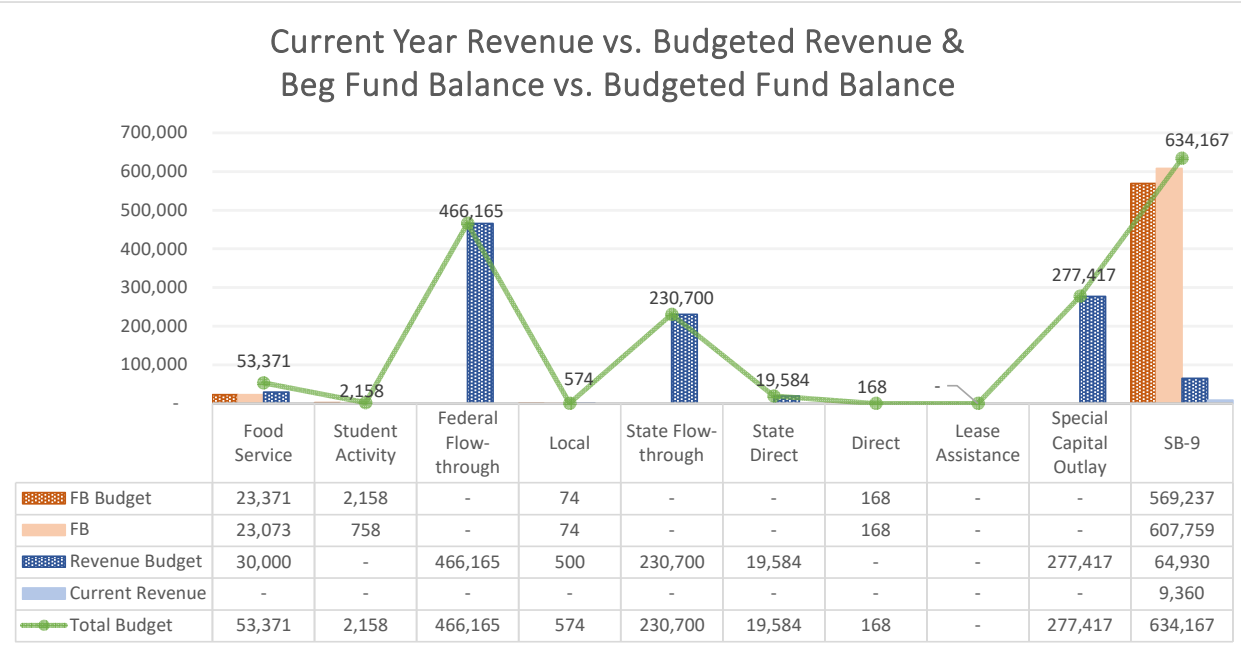
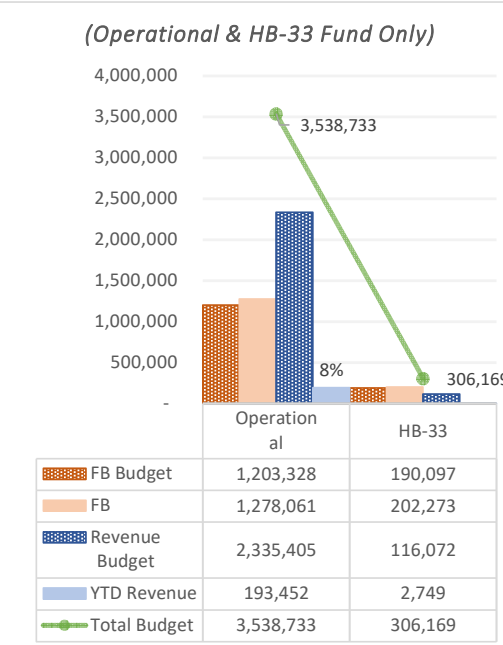
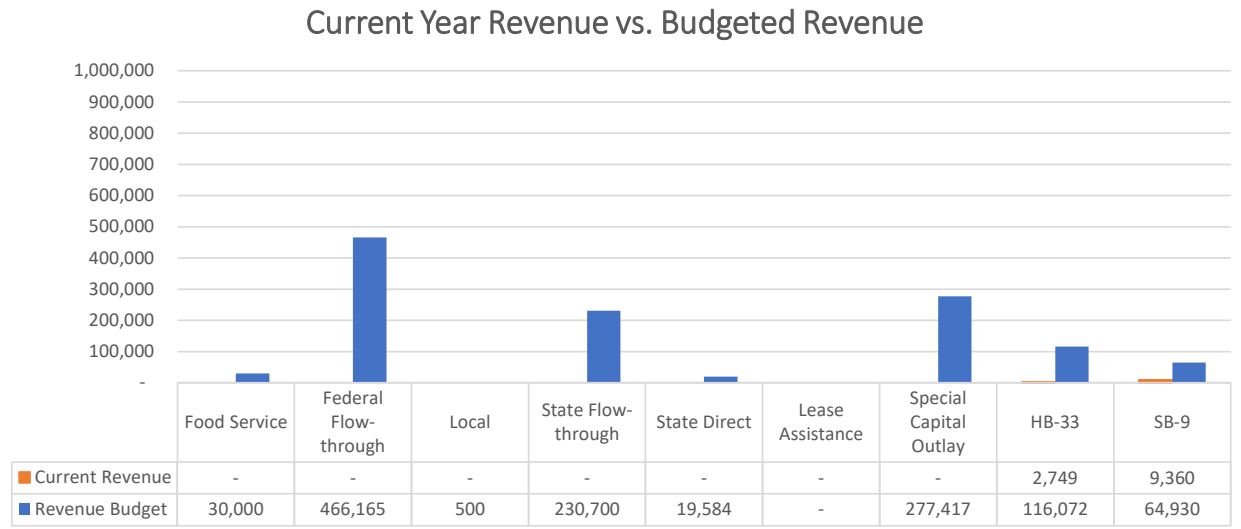
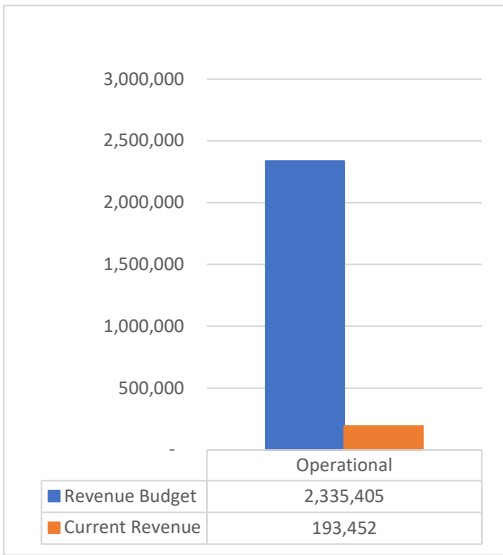
Increasing access to diverse, rigorous instruction and monitoring by providing student and teacher technology tools for CSI


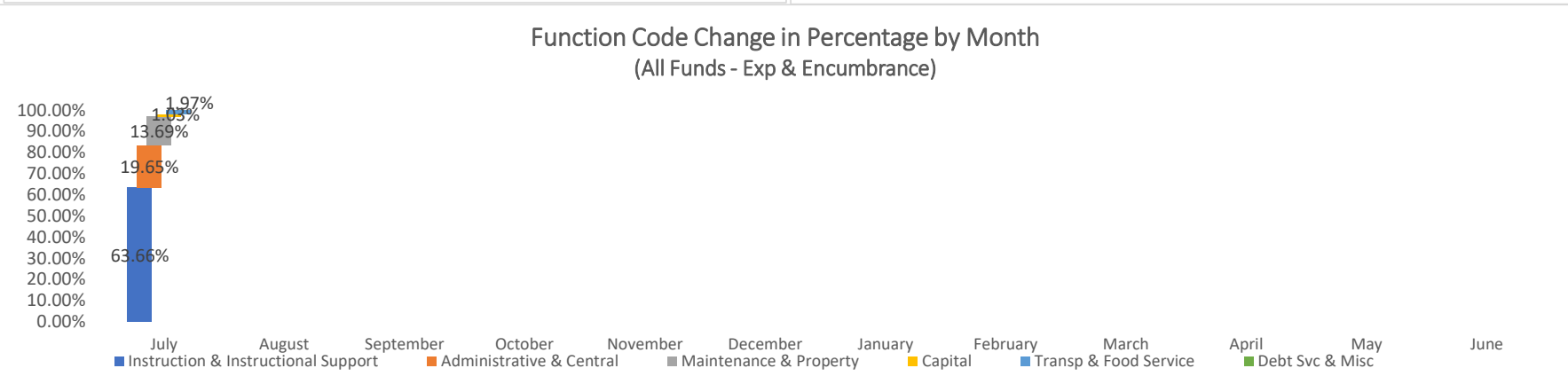
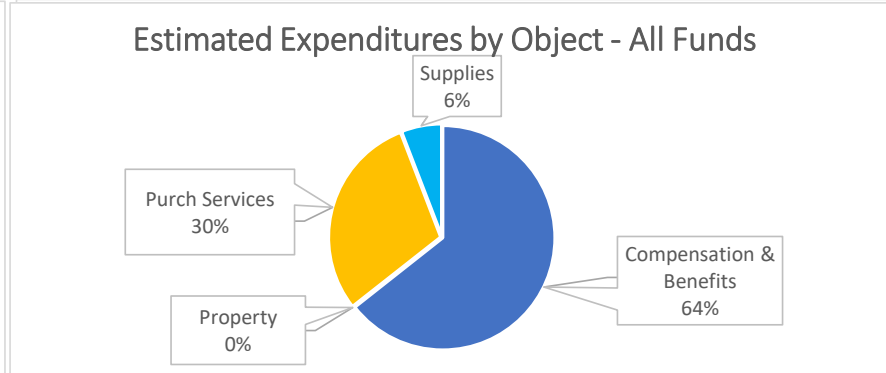
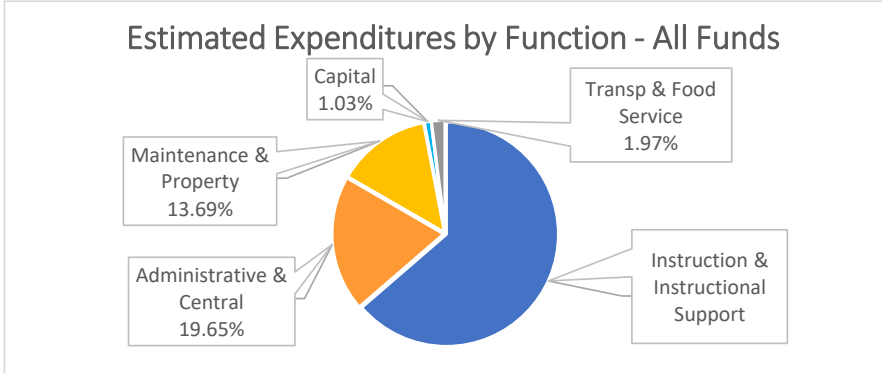
Compliance with Sections 10-15-1 and 22-8-12, NMSA, 1978 Compilation:

A. The requested budget/changes were authorized at a scheduled Board of Education or Governance Council meeting open to the public on:

B. Justification for the transfer: Explanation such as "underbudgeted", "insufficient budget", or "needed to close out Project" ARE NOT ACCEPTABLE. Attach additional sheets if necessary.

ALL TRANSFER BARS MUST NET OUT TO ZERO ON THE DOC. TOTAL LINE.





Checks Dated 07/01/2023 through 07/31/2023

Check Number	Check Date	Pay to the Order of	Check Amount
13945	07/19/2023	ABCWUA	11.13
13946	07/19/2023	ABCWUA	344.98
13947	07/19/2023	ACES	450.00
13948	07/19/2023	TSA Consulting Group, Inc.	50.00
13949	07/19/2023	Verizon Wireless	145.57
13950	07/19/2023	CCCS Education Foundation	19,077.33
13951	07/19/2023	Century Link	102.56
13952	07/19/2023	Century Link	116.04
13953	07/19/2023	Charter School Nursing	1,206.80
13954	07/19/2023	EM3 Networks, LLC	1,318.98
13955	07/19/2023	LaBarge Landscape	140.08
13956	07/19/2023	New Mexico Gas Company	31.81
13957	07/20/2023	NM Educational RetirementBoard	78,882.76
13958	07/20/2023	NM RHC	8,497.22
13959	07/03/2023	NMPSIA	18,371.84
13960	07/21/2023	New Mexico Taxation and Revenue Department	98.90
13961	07/21/2023	NM Dept of Workforce Solutions	898.33
13962	07/21/2023	NM Taxation/Revenue Department	4,862.10
13964	07/26/2023	Houghton Mifflin Harcourt Publishing Company	5,250.00
13965	07/26/2023	New Mexico Gas Company	30.99
13966	07/26/2023	NMPSIA-RISK	30,905.00
13967	07/27/2023	AJF Enterprise Inc	1,011.63
13968	07/27/2023	Arness, Tani	549.23
13969	07/27/2023	CCCS Education Foundation	19,077.33
13970	07/27/2023	PNM	2,587.36
13971	07/27/2023	Sam's Club & Wal-mart	678.53
13972	07/27/2023	Verizon Wireless	141.39
Total Number of Checks			27
			194,837.89

Fund Recap

Fund	Description	Check Count	Expensed Amount
11000	Operational Fund	26	141,972.36
23000	Non-Instruct. Fund	1	213.22
24101	Title I - IASA	7	6,052.37
24106	IDEA-B Entitlement	7	3,116.07
24174	Carl Perkins Second. - Current	7	494.59
24189	SSAE Title IV	7	699.68
24308	CRRSA, ESSER II	6	15,087.36
24330	CRRSA, ESSER III	9	16,061.63
24346	IDEA-ARP	6	2,693.26
27407	Family Income Index	7	7,752.42
27502	Next Gen CTE	7	694.93
Total Number of Checks		27	194,837.89
Less Unpaid Tax Liability			.00
Net (Check Amount)			194,837.89

The preceding Checks have been issued in accordance with the District's Policy and authorization of the Board of Trustees. It is recommended that the preceding Checks be approved.



Bank Account 120MAIN - Wells Fargo Operating Account

Payment Id	Comment						
Check # 13945	11000	07/19/2023	Check Amt	11.13	Status Cleared	ABCWUA (001289/1)	
157070564644			Utility Charge FY23 REF BPO23-00003			11000- 2600- 54415- 0000- 512001- 0000- 00000	11.13
Check # 13946	11000	07/19/2023	Check Amt	344.98	Status Cleared	ABCWUA (001289/1)	
505739725033			FY24 Water Utilities			11000- 2600- 54415- 0000- 512001- 0000- 00000	19.11
515341320374			FY24 Water Utilities			11000- 2600- 54415- 0000- 512001- 0000- 00000	325.87
Check # 13947	11000	07/19/2023	Check Amt	450.00	Status Cleared	ACES (001522/2)	
11408			ACES Subscription service through FY24			11000- 2500- 55915- 1010- 512001- 0000- 00000	450.00
Check # 13948	11000	07/19/2023	Check Amt	50.00	Status Cleared	TSA Consulting Group, Inc. (001363/1)	
96085			FY24 Section 403B Admin. Charges			11000- 2500- 55915- 0000- 512001- 0000- 00000	50.00
Check # 13949	11000	07/19/2023	Check Amt	145.57	Status Cleared	Verizon Wireless (000658/1)	
9937820621			Cell Phone ServicesFY23 REF PO23-00035			11000- 2600- 54416- 0000- 512001- 0000- 00000	105.56
9937820621A			Hotspots FY23 REF PO23-00054			24330- 2600- 54416- 0000- 512001- 0000- 00000	40.01
Check # 13950	11000	07/19/2023	Check Amt	19,077.33	Status Cleared	CCCS Education Foundation (001285/1)	
1157			FY24 Lease Payment(s)			11000- 4000- 54640- 0000- 512001- 0000- 00000	19,077.33
Check # 13951	11000	07/19/2023	Check Amt	102.56	Status Cleared	Century Link (001355/1)	
156 20230628			FY24 Phone, Fax Servcie			11000- 2600- 54416- 0000- 512001- 0000- 00000	102.56
Check # 13952	11000	07/19/2023	Check Amt	116.04	Status Cleared	Century Link (001355/1)	
272 20230701			FY24 Phone, Fax Servcie			11000- 2600- 54416- 0000- 512001- 0000- 00000	116.04
Check # 13953	11000	07/19/2023	Check Amt	1,206.80	Status Printed	Charter School Nursing (000847/1)	
12312018-673			Nursing Services FY23 REF PO23-00010			11000- 2100- 53414- 0000- 512001- 0000- 00000	1,206.80
Check # 13954	11000	07/19/2023	Check Amt	1,318.98	Status Cleared	EM3 Networks, LLC (010028/1)	
16121			FY24 Internet Services			11000- 2600- 54416- 0000- 512001- 0000- 00000	1,318.98
Check # 13955	11000	07/19/2023	Check Amt	140.08	Status Cleared	LaBarge Landscape (010003/1)	
44731			Landscaping REF FY23 BPO23-00018			11000- 2600- 54312- 0000- 512001- 0000- 00000	140.08
Check # 13956	11000	07/19/2023	Check Amt	31.81	Status Cleared	New Mexico Gas Company (001288/1)	
20230620			Gas Utilities FY23 REF BPO23-00024			11000- 2600- 54412- 0000- 512001- 0000- 00000	31.81
Check # 13957	11000	07/20/2023	Check Amt	78,882.76	Status Cleared	NM Educational RetirementBoard (900005/1)	
20230609-REG			NM Educational RetirementBoard (900005/1) 06/09/2023 (REG)			11000- - 23124- - - -	11,299.60
						24101- - 23124- - - -	831.75
						24106- - 23124- - - -	371.34
						24174- - 23124- - - -	62.05
						24189- - 23124- - - -	82.55
						24308- - 23124- - - -	2,081.83

Selection Sorted by Check Number, Inv #, Include Address=No, (Org = 120, Source = N, Pay To = N, Payment Method = N, Starting Check Date = 7/1/2023, Ending Check Date = 7/31/2023, Summary? = N, Sort/Group 1 = , Sort/Group 2 =)



Bank Account 120MAIN - Wells Fargo Operating Account

Payment Id	Comment								
Check # 13957	11000	07/20/2023	Check Amt	78,882.76	Status Cleared	NM Educational RetirementBoard (900005/1) - continued			
20230609-REG		NM Educational RetirementBoard (900005/1) 06/09/2023 (REG)			24330-	- 23124-	-	-	1,143.98
					24346-	- 23124-	-	-	371.32
					27407-	- 23124-	-	-	962.72
					27502-	- 23124-	-	-	80.78
20230623-REG		NM Educational RetirementBoard (900005/1) 06/23/2023 (REG)			11000-	- 23124-	-	-	20,434.04
					24101-	- 23124-	-	-	1,830.41
					24106-	- 23124-	-	-	371.34
					24174-	- 23124-	-	-	62.05
					24189-	- 23124-	-	-	82.55
					24308-	- 23124-	-	-	2,081.83
					24330-	- 23124-	-	-	1,143.98
					24346-	- 23124-	-	-	371.34
					27407-	- 23124-	-	-	2,099.39
					27502-	- 23124-	-	-	41.36
20230710-JUL		NM Educational RetirementBoard (900005/1) 07/10/2023 (JUL)			11000-	- 23124-	-	-	8,782.17
					24101-	- 23124-	-	-	498.97
					24106-	- 23124-	-	-	371.34
					24174-	- 23124-	-	-	62.05
					24189-	- 23124-	-	-	82.55
					24308-	- 23124-	-	-	2,081.83
					24330-	- 23124-	-	-	1,143.98
					24346-	- 23124-	-	-	371.32
					27407-	- 23124-	-	-	583.81
					27502-	- 23124-	-	-	41.36
20230725-JUL		NM Educational RetirementBoard (900005/1) 07/25/2023 (JUL)			11000-	- 23124-	-	-	4,320.37
					24101-	- 23124-	-	-	469.97
					24106-	- 23124-	-	-	371.34
					24174-	- 23124-	-	-	62.05
					24189-	- 23124-	-	-	82.55
					24308-	- 23124-	-	-	2,081.83
					24330-	- 23124-	-	-	1,143.99
					24346-	- 23124-	-	-	371.32
					27407-	- 23124-	-	-	583.81

Selection Sorted by Check Number, Inv #, Include Address=No, (Org = 120, Source = N, Pay To = N, Payment Method = N, Starting Check Date = 7/1/2023, Ending Check Date = 7/31/2023, Summary? = N, Sort/Group 1 = , Sort/Group 2 =)



Bank Account 120MAIN - Wells Fargo Operating Account

Payment Id	Comment							
Check # 13957	11000	07/20/2023	Check Amt	78,882.76	Status Cleared	NM Educational RetirementBoard (900005/1) - continued		
20230725-JUL		NM Educational RetirementBoard (900005/1) 07/25/2023 (JUL)			27502-	- 23124-	-	41.36
20230810-AUG		NM Educational RetirementBoard (900005/1) 08/10/2023 (AUG)			11000-	- 23124-	-	4,320.37
					24101-	- 23124-	-	469.97
					24106-	- 23124-	-	371.34
					24174-	- 23124-	-	62.05
					24189-	- 23124-	-	82.55
					24308-	- 23124-	-	2,081.83
					24330-	- 23124-	-	1,143.98
					24346-	- 23124-	-	371.32
					27407-	- 23124-	-	583.81
					27502-	- 23124-	-	41.36
Check # 13958	11000	07/20/2023	Check Amt	8,497.22	Status Cleared	NM RHC (900006/1)		
20230609-REG		NM RHC (900006/1) 06/09/2023 (REG)			11000-	- 23123-	-	1,217.21
					24101-	- 23123-	-	89.59
					24106-	- 23123-	-	40.00
					24174-	- 23123-	-	6.69
					24189-	- 23123-	-	8.90
					24308-	- 23123-	-	224.24
					24330-	- 23123-	-	123.24
					24346-	- 23123-	-	40.00
					27407-	- 23123-	-	103.70
					27502-	- 23123-	-	8.68
20230623-REG		NM RHC (900006/1) 06/23/2023 (REG)			11000-	- 23123-	-	2,201.17
					24101-	- 23123-	-	197.15
					24106-	- 23123-	-	40.00
					24174-	- 23123-	-	6.69
					24189-	- 23123-	-	8.90
					24308-	- 23123-	-	224.24
					24330-	- 23123-	-	123.24
					24346-	- 23123-	-	40.00
					27407-	- 23123-	-	226.14
					27502-	- 23123-	-	4.46
20230710-JUL		NM RHC (900006/1) 07/10/2023 (JUL)			11000-	- 23123-	-	945.99
					24101-	- 23123-	-	53.76


Bank Account 120MAIN - Wells Fargo Operating Account

Payment Id	Comment							
Check # 13958	11000	07/20/2023	Check Amt	8,497.22	Status Cleared	NM RHC (900006/1) - continued		
20230710-JUL	NM RHC (900006/1) 07/10/2023 (JUL)					24106-	- 23123-	40.00
						24174-	- 23123-	6.69
						24189-	- 23123-	8.90
						24308-	- 23123-	224.24
						24330-	- 23123-	123.24
						24346-	- 23123-	40.00
						27407-	- 23123-	62.88
						27502-	- 23123-	4.46
20230725-JUL	NM RHC (900006/1) 07/25/2023 (JUL)					11000-	- 23123-	465.37
						24101-	- 23123-	50.63
						24106-	- 23123-	40.00
						24174-	- 23123-	6.69
						24189-	- 23123-	8.90
						24308-	- 23123-	224.24
						24330-	- 23123-	123.24
						24346-	- 23123-	40.00
						27407-	- 23123-	62.88
						27502-	- 23123-	4.46
20230810-AUG	NM RHC (900006/1) 08/10/2023 (AUG)					11000-	- 23123-	465.37
						24101-	- 23123-	50.63
						24106-	- 23123-	40.00
						24174-	- 23123-	6.69
						24189-	- 23123-	8.90
						24308-	- 23123-	224.24
						24330-	- 23123-	123.24
						24346-	- 23123-	40.00
						27407-	- 23123-	62.88
						27502-	- 23123-	4.46
Check # 13959	11000	07/03/2023	Check Amt	18,371.84	Status Cleared	NMPSIA (900001/1)		
20230609-REG	NMPSIA (900001/1) 06/09/2023 (REG)					11000-	- 23125-	5,517.65
						24101-	- 23125-	202.99
						24106-	- 23125-	269.07
						24174-	- 23125-	27.71
						24189-	- 23125-	36.93
						24308-	- 23125-	1,492.25
						24330-	- 23125-	803.94

Selection Sorted by Check Number, Inv #, Include Address=No, (Org = 120, Source = N, Pay To = N, Payment Method = N, Starting Check Date = 7/1/2023, Ending Check Date = 7/31/2023, Summary? = N, Sort/Group 1 = , Sort/Group 2 =)



Bank Account 120MAIN - Wells Fargo Operating Account

Payment Id	Comment								
Check # 13959	11000	07/03/2023	Check Amt	18,371.84	Status Cleared	NMPSIA (900001/1) - continued			
20230609-REG		NMPSIA (900001/1) 06/09/2023 (REG)			24346-	- 23125-	-	269.10	
					27407-	- 23125-	-	535.68	
					27502-	- 23125-	-	18.50	
20230623-REG		NMPSIA (900001/1) 06/23/2023 (REG)			11000-	- 23125-	-	5,517.62	
					24101-	- 23125-	-	202.99	
					24106-	- 23125-	-	269.07	
					24174-	- 23125-	-	27.71	
					24189-	- 23125-	-	36.93	
					24308-	- 23125-	-	1,492.24	
					24330-	- 23125-	-	803.94	
					24346-	- 23125-	-	269.10	
					27407-	- 23125-	-	535.68	
					27502-	- 23125-	-	18.50	
DP24-00001		NMPISA ADJ			11000- 1000- 52315- 1010- 512001- 1411- 00000			24.24	
Check # 13960	11000	07/21/2023	Check Amt	98.90	Status Cleared	New Mexico Taxation and Revenue Department (900013/1)			
20230623-REG		New Mexico Taxation and Re (900013/1) 06/23/2023 (REG)			11000-	- 23145-	-	57.41	
					24101-	- 23145-	-	7.41	
					24106-	- 23145-	-	2.15	
					24174-	- 23145-	-	.38	
					24189-	- 23145-	-	.52	
					24308-	- 23145-	-	12.54	
					24330-	- 23145-	-	8.75	
					24346-	- 23145-	-	2.15	
					27407-	- 23145-	-	7.33	
					27502-	- 23145-	-	.26	
Check # 13961	11000	07/21/2023	Check Amt	898.33	Status Cleared	NM Dept of Workforce Solutions (900002/1)			
20230410-REG		NM Dept of Workforce Solutions (900002/1) 04/10/2023 (REG)			11000-	- 23140-	-	118.04	
					24101-	- 23140-	-	9.85	
					24106-	- 23140-	-	4.40	
					24174-	- 23140-	-	.74	
					24189-	- 23140-	-	.98	
					24308-	- 23140-	-	22.92	
					24330-	- 23140-	-	15.30	
					27407-	- 23140-	-	11.41	
Selection	Sorted by Check Number, Inv #, Include Address=No, (Org = 120, Source = N, Pay To = N, Payment Method = N, Starting Check Date = 7/1/2023, Ending Check Date = 7/31/2023, Summary? = N, Sort/Group 1 = , Sort/Group 2 =)								

Bank Account 120MAIN - Wells Fargo Operating Account

Payment Id	Comment								
Check # 13961	11000	07/21/2023	Check Amt	898.33	Status Cleared	NM Dept of Workforce Solutions (900002/1) - continued			
20230410-REG		NM Dept of Workforce Solutions (900002/1) 04/10/2023 (REG)			27502-	- 23140-	-	-	.49
20230425-REG		NM Dept of Workforce Solutions (900002/1) 04/25/2023 (REG)			11000-	- 23140-	-	-	118.61
					24101-	- 23140-	-	-	9.85
					24106-	- 23140-	-	-	4.40
					24174-	- 23140-	-	-	.74
					24189-	- 23140-	-	-	.98
					24308-	- 23140-	-	-	22.92
					24330-	- 23140-	-	-	15.30
					27407-	- 23140-	-	-	11.41
20230510-REG		NM Dept of Workforce Solutions (900002/1) 05/10/2023 (REG)			27502-	- 23140-	-	-	.49
					11000-	- 23140-	-	-	96.51
					24101-	- 23140-	-	-	9.85
					24106-	- 23140-	-	-	4.40
					24174-	- 23140-	-	-	.74
					24189-	- 23140-	-	-	.98
					24308-	- 23140-	-	-	24.67
					24330-	- 23140-	-	-	13.55
					24346-	- 23140-	-	-	4.40
					27407-	- 23140-	-	-	11.41
					27502-	- 23140-	-	-	.49
20230525-REG		NM Dept of Workforce Solutions (900002/1) 05/25/2023 (REG)			11000-	- 23140-	-	-	60.89
					24101-	- 23140-	-	-	9.85
					24106-	- 23140-	-	-	4.40
					24174-	- 23140-	-	-	.74
					24189-	- 23140-	-	-	.98
					24308-	- 23140-	-	-	24.67
					24330-	- 23140-	-	-	13.55
					24346-	- 23140-	-	-	4.40
					27407-	- 23140-	-	-	11.41
					27502-	- 23140-	-	-	.49
20230609-REG		NM Dept of Workforce Solutions (900002/1) 06/09/2023 (REG)			11000-	- 23140-	-	-	60.20
					24101-	- 23140-	-	-	9.86

Selection Sorted by Check Number, Inv #, Include Address=No, (Org = 120, Source = N, Pay To = N, Payment Method = N, Starting Check Date = 7/1/2023, Ending Check Date = 7/31/2023, Summary? = N, Sort/Group 1 = , Sort/Group 2 =)



Bank Account 120MAIN - Wells Fargo Operating Account

Payment Id	Comment								
Check # 13961	11000	07/21/2023	Check Amt	898.33	Status Cleared	NM Dept of Workforce Solutions (900002/1) - continued			
20230609-REG			NM Dept of Workforce Solutions (900002/1) 06/09/2023 (REG)			24106-	- 23140-	-	4.40
						24174-	- 23140-	-	.74
						24189-	- 23140-	-	.98
						24308-	- 23140-	-	22.42
						24330-	- 23140-	-	13.07
						24346-	- 23140-	-	4.40
						27407-	- 23140-	-	8.16
						27502-	- 23140-	-	.94
20230623-REG			NM Dept of Workforce Solutions (900002/1) 06/23/2023 (REG)			11000-	- 23140-	-	53.04
						24101-	- 23140-	-	21.67
						24106-	- 23140-	-	.05
						24174-	- 23140-	-	.07
						24189-	- 23140-	-	.10
						24308-	- 23140-	-	7.65
						24330-	- 23140-	-	5.40
						24346-	- 23140-	-	.05
						27407-	- 23140-	-	17.97
						27502-	- 23140-	-	.05
DP24-00002			SUTA Q2 ADJUSTMENT			11000- 1000-	52500- 1010-	512001- 1411-	00000
Check # 13962	11000	07/21/2023	Check Amt	4,862.10	Status Cleared	NM Taxation/Revenue Department (900003/1)			
20230609-REG			NM Taxation/Revenue Department (900003/1) 06/09/2023 (REG)			11000-	- 23142-	-	1,142.42
						24101-	- 23142-	-	46.86
						24106-	- 23142-	-	41.50
						24174-	- 23142-	-	7.21
						24189-	- 23142-	-	9.58
						24308-	- 23142-	-	217.49
						24330-	- 23142-	-	113.73
						24346-	- 23142-	-	41.51
						27407-	- 23142-	-	87.54
						27502-	- 23142-	-	10.24
20230623-REG			NM Taxation/Revenue Department (900003/1) 06/23/2023 (REG)			11000-	- 23142-	-	2,428.66
						24101-	- 23142-	-	126.36

Bank Account 120MAIN - Wells Fargo Operating Account

Payment Id	Comment						
Check # 13962	11000	07/21/2023	Check Amt	4,862.10	Status Cleared	NM Taxation/Revenue Department (900003/1) - continued	
20230623-REG		NM Taxation/Revenue Department (900003/1) 06/23/2023			24106-	- 23142-	41.53
		(REG)			24174-	- 23142-	7.11
					24189-	- 23142-	9.47
					24308-	- 23142-	217.24
					24330-	- 23142-	112.98
					24346-	- 23142-	41.53
					27407-	- 23142-	154.40
					27502-	- 23142-	4.74
* Break in sequence							
Check # 13964	24330	07/26/2023	Check Amt	5,250.00	Status Printed	Houghton Mifflin Harcourt Publishing Company (000419/2)	
710265177		Reading License Subscription			24330- 1000- 56113- 1010- 512001- 0000- 00000		3,000.00
710265178		Reading License Subscription			24330- 1000- 56113- 1010- 512001- 0000- 00000		2,250.00
Check # 13965	11000	07/26/2023	Check Amt	30.99	Status Cleared	New Mexico Gas Company (001288/1)	
20230720		FY24 Utilities - Gas			11000- 2600- 54412- 0000- 512001- 0000- 00000		30.99
Check # 13966	11000	07/26/2023	Check Amt	30,905.00	Status Cleared	NMPSIA-RISK (000511/1)	
FY24-00343		NMPSIA Risk Premium 2023 - 24			11000- 1000- 52710- 0000- 512001- 1611- 00000		235.00
					11000- 1000- 52710- 1010- 512001- 1411- 00000		5,068.00
					11000- 1000- 52710- 1010- 512001- 1711- 00000		770.00
					11000- 1000- 52710- 2000- 512001- 1412- 00000		939.00
					11000- 1000- 52710- 4025- 512001- 1412- 00000		994.00
					11000- 2100- 52710- 0000- 512001- 1217- 00000		599.00
					11000- 2100- 52710- 0000- 512001- 1218- 00000		1,515.00
					11000- 2100- 52710- 4025- 512001- 1218- 00000		809.00
					11000- 2300- 52710- 0000- 512001- 1111- 00000		1,317.00
					11000- 2400- 52710- 0000- 512001- 1217- 00000		493.00
					11000- 2600- 55200- 0000- 512001- 0000- 00000		12,768.00
					24101- 1000- 52710- 1010- 512001- 1711- 00000		852.00
					24106- 1000- 52710- 2000- 512001- 1412- 00000		414.00
					24174- 1000- 52710- 1010- 512001- 1411- 00000		77.00
					24189- 2100- 52710- 0000- 512001- 1214- 00000		144.00
					24330- 1000- 52710- 1010- 512001- 1411- 00000		1,597.00
					24330- 1000- 52710- 2000- 512001- 1412- 00000		411.00
					24330- 2100- 52710- 0000- 512001- 1214- 00000		508.00
					27407- 1000- 52710- 1010- 512001- 1711- 00000		211.00

Selection Sorted by Check Number, Inv #, Include Address=No, (Org = 120, Source = N, Pay To = N, Payment Method = N, Starting Check Date = 7/1/2023, Ending Check Date = 7/31/2023, Summary? = N, Sort/Group 1 = , Sort/Group 2 =)



Bank Account 120MAIN - Wells Fargo Operating Account

Payment Id	Comment						
Check # 13966	11000	07/26/2023	Check Amt	30,905.00	Status Cleared	NMPSIA-RISK (000511/1) - continued	
FY24-00343	NMPSIA Risk Premium 2023 - 24					27407- 2100- 52710- 0000- 512001- 1214- 00000	817.00
						27502- 1000- 52710- 1010- 512001- 1411- 00000	367.00
Check # 13967	11000	07/27/2023	Check Amt	1,011.63	Status Printed	AJF Enterprise Inc (010154/1)	
11136	FY24 Security Services					11000- 2600- 55915- 0000- 512001- 0000- 00000	1,011.63
Check # 13968	11000	07/27/2023	Check Amt	549.23	Status Printed	Arness, Tani (000696/1)	
81301797	Advertisement Reimbursement					11000- 2300- 55400- 0000- 512001- 0000- 00000	549.23
Check # 13969	11000	07/27/2023	Check Amt	19,077.33	Status Cleared	CCCS Education Foundation (001285/1)	
1158	FY24 Lease Payment(s)					11000- 2600- 54610- 0000- 512001- 0000- 00000	19,077.33
Check # 13970	11000	07/27/2023	Check Amt	2,587.36	Status Cleared	PNM (000528/1)	
0271906 - JULY	FY24 Utilities - Electriciy					11000- 2600- 54411- 0000- 512001- 0000- 00000	2,587.36
Check # 13971	11000	07/27/2023	Check Amt	678.53	Status Cleared	Sam's Club & Wal-mart (000935/1)	
P9280006E00Y04PJ9	Student Snacks for Registration					23000- 1000- 56118- 1010- 512001- 0000- 00000	213.22
P9280006Q01VHHSRP	Office Supplies					11000- 2500- 56118- 0000- 512001- 0000- 00000	465.31
Check # 13972	11000	07/27/2023	Check Amt	141.39	Status Cleared	Verizon Wireless (000658/1)	
9940196082	FY24 Cell Phone Services					11000- 2600- 54416- 0000- 512001- 0000- 00000	141.39
Number of Items	27			194,837.89	Totals for Org 2		

Bank Account 120MAIN - Wells Fargo Operating Account

2024 Org Recap

120 - Cesar Chavez Community

Check #	13921	through	ACH-00003448	Total Count	68	\$284,313.88
---------	-------	---------	--------------	-------------	----	--------------

11000-11011*		141,972.36-
11000-23123	5,295.11	
11000-23124	49,156.55	
11000-23125	11,035.27	
11000-23140	507.29	
11000-23142	3,571.08	
11000-23145	57.41	
11000-52315	24.24	
11000-52500		.10-
11000-52710	12,739.00	
11000-53414	1,206.80	
11000-54312	140.08	
11000-54411	2,587.36	
11000-54412	62.80	
11000-54415	356.11	
11000-54416	1,784.53	
11000-54610	19,077.33	
11000-54640	19,077.33	
11000-55200	12,768.00	
11000-55400	549.23	
11000-55915	1,511.63	
11000-56118	465.31	
Totals for Fund 11000	141,972.46	141,972.46-
23000-11011*		213.22-
23000-56118	213.22	
Totals for Fund 23000	213.22	213.22-
24101-11011*		6,052.37-
24101-23123	441.76	
24101-23124	4,101.07	
24101-23125	405.98	
24101-23140	70.93	
24101-23142	173.22	

Bank Account 120MAIN - Wells Fargo Operating Account

2024 Org Recap (continued)

120 - Cesar Chavez Community

Check # 13921 through ACH-00003448 Total Count 68 \$284,313.88 (continued)

24101-23145	7.41	
24101-52710	852.00	
Totals for Fund 24101	6,052.37	6,052.37-
24106-11011*		3,116.07-
24106-23123	200.00	
24106-23124	1,856.70	
24106-23125	538.14	
24106-23140	22.05	
24106-23142	83.03	
24106-23145	2.15	
24106-52710	414.00	
Totals for Fund 24106	3,116.07	3,116.07-
24174-11011*		494.59-
24174-23123	33.45	
24174-23124	310.25	
24174-23125	55.42	
24174-23140	3.77	
24174-23142	14.32	
24174-23145	.38	
24174-52710	77.00	
Totals for Fund 24174	494.59	494.59-
24189-11011*		699.68-
24189-23123	44.50	
24189-23124	412.75	
24189-23125	73.86	
24189-23140	5.00	
24189-23142	19.05	
24189-23145	.52	
24189-52710	144.00	
Totals for Fund 24189	699.68	699.68-
24308-11011*		15,087.36-
24308-23123	1,121.20	

Bank Account 120MAIN - Wells Fargo Operating Account

2024 Org Recap (continued)

120 - Cesar Chavez Community

Check #	13921	through	ACH-00003448	Total Count	68	\$284,313.88	(continued)
---------	-------	---------	--------------	-------------	----	--------------	-------------

	24308-23124	10,409.15	
	24308-23125	2,984.49	
	24308-23140	125.25	
	24308-23142	434.73	
	24308-23145	12.54	
Totals for Fund 24308		15,087.36	15,087.36-
	24330-11011*		16,061.63-
	24330-23123	616.20	
	24330-23124	5,719.91	
	24330-23125	1,607.88	
	24330-23140	76.17	
	24330-23142	226.71	
	24330-23145	8.75	
	24330-52710	2,516.00	
	24330-54416	40.01	
	24330-56113	5,250.00	
Totals for Fund 24330		16,061.63	16,061.63-
	24346-11011*		2,693.26-
	24346-23123	200.00	
	24346-23124	1,856.62	
	24346-23125	538.20	
	24346-23140	13.25	
	24346-23142	83.04	
	24346-23145	2.15	
Totals for Fund 24346		2,693.26	2,693.26-
	27407-11011*		7,752.42-
	27407-23123	518.48	
	27407-23124	4,813.54	
	27407-23125	1,071.36	
	27407-23140	71.77	
	27407-23142	241.94	
	27407-23145	7.33	

Bank Account 120MAIN - Wells Fargo Operating Account

2024 Org Recap (continued)

120 - Cesar Chavez Community

Check #	13921	through	ACH-00003448	Total Count	68	\$284,313.88	(continued)
---------	-------	---------	--------------	-------------	----	--------------	-------------

	1,028.00	
Totals for Fund 27407	7,752.42	7,752.42-
27502-11011*		694.93-
27502-23123	26.52	
27502-23124	246.22	
27502-23125	37.00	
27502-23140	2.95	
27502-23142	14.98	
27502-23145	.26	
27502-52710	367.00	
Totals for Fund 27502	694.93	694.93-
Totals for Org 120	194,837.99	194,837.99-
Net change to Cash 11011		194,837.89- Credit

* denotes System Generated entry

2024 Org Recap (continued)

Number of Items 27 194,837.89 Report Totals

Finance Committee Documents

Balances through 07/31/2023					Fiscal Year 2023/24	
Funds- Func- Obj ct - Pr gm- Locat n- JbCl - Opt nl	Description	Adopted Budget	Revised Budget	Revenue	Account Balance	
Funds 11000 - Operational, Func 0000 - NoFunctionCode						
11000- 0000- 43101- 0000- 512001- 0000- 00000	StEqulzGuarantee	2,321,420.00	2,321,420.00	193,451.58	2,127,968.42	
11000- 0000- 46100- 0000- 512001- 0000- 00000	AccessBrdE-Rate	13,985.00	13,985.00		13,985.00	
Total for Funds 11000, Func 0000 and Revenue accounts		2,335,405.00	2,335,405.00	193,451.58	2,141,953.42	
Funds 21000 - Food Svcs, Func 0000 - NoFunctionCode						
21000- 0000- 44500- 0000- 512001- 0000- 00000	ResGtsFedThruSt	30,000.00	30,000.00		30,000.00	
Total for Funds 21000, Func 0000 and Revenue accounts		30,000.00	30,000.00	.00	30,000.00	
Funds 24101 - Title I - IASA, Func 0000 - NoFunctionCode						
24101- 0000- 44500- 0000- 512001- 0000- 00000	ResGtsFedThruSt	75,664.00	75,664.00		75,664.00	
24101- 0000- 44504- 0000- 512001- 0000- 00000	Revenue			22,865.61	22,865.61-	
Total for Funds 24101, Func 0000 and Revenue accounts		75,664.00	75,664.00	22,865.61	52,798.39	
Funds 24106 - IDEABEntitlemnt, Func 0000 - NoFunctionCode						
24106- 0000- 44500- 0000- 512001- 0000- 00000	ResGtsFedThruSt	36,527.00	36,527.00		36,527.00	
24106- 0000- 44504- 0000- 512001- 0000- 00000	Revenue			5,589.79	5,589.79-	
Total for Funds 24106, Func 0000 and Revenue accounts		36,527.00	36,527.00	5,589.79	30,937.21	
Funds 24154 - TchPrinTrainRec, Func 0000 - NoFunctionCode						
24154- 0000- 44500- 0000- 512001- 0000- 00000	ResGtsFedThruSt	6,225.00	6,225.00		6,225.00	
24154- 0000- 44504- 0000- 512001- 0000- 00000	Revenue			5,138.87	5,138.87-	
Total for Funds 24154, Func 0000 and Revenue accounts		6,225.00	6,225.00	5,138.87	1,086.13	
Funds 24174 - CP-Second-Curr, Func 0000 - NoFunctionCode						
24174- 0000- 44500- 0000- 512001- 0000- 00000	ResGtsFedThruSt	7,529.00	7,529.00		7,529.00	
24174- 0000- 44504- 0000- 512001- 0000- 00000	Revenue			2,111.65	2,111.65-	
Total for Funds 24174, Func 0000 and Revenue accounts		7,529.00	7,529.00	2,111.65	5,417.35	
Funds 24189 - SSAE Title IV, Func 0000 - NoFunctionCode						
24189- 0000- 44500- 0000- 512001- 0000- 00000	ResGtsFedThruSt	10,000.00	10,000.00		10,000.00	
24189- 0000- 44504- 0000- 512001- 0000- 00000	Revenue			2,809.63	2,809.63-	
Total for Funds 24189, Func 0000 and Revenue accounts		10,000.00	10,000.00	2,809.63	7,190.37	
Funds 24190 - Title I CSI, Func 0000 - NoFunctionCode						
24190- 0000- 44504- 0000- 512001- 0000- 00000	Revenue	91,564.00	91,564.00		91,564.00	
Total for Funds 24190, Func 0000 and Revenue accounts		91,564.00	91,564.00	.00	91,564.00	
Funds 24308 - CRRSA, ESSER II, Func 0000 - NoFunctionCode						
24308- 0000- 44504- 0000- 512001- 0000- 00000	Revenue			73,377.45	73,377.45-	

Selection Grouped by Account Type, Filtered by User Permissions, (Org = 120, Online/Offline = N, Period = 1, UnPosted JEs? = N, Assets and Liabilities? = N, Restricted Accts? = Y, Objct = 4, Obj Digits = 0, Page Break Lvl =)

Balances through 07/31/2023				Fiscal Year 2023/24	
Funds- Func- Obj ct - Pr gm- Locat n- JbCl - Opt nl	Description	Adopted Budget	Revised Budget	Revenue	Account Balance
Total for Funds 24308, Func 0000 and Revenue accounts		.00	.00	73,377.45	73,377.45-
Funds 24330 - ESSER III, Func 0000 - NoFunctionCode					
24330- 0000- 44500- 0000- 512001- 0000- 00000	ResGtsFedThruSt	237,622.00	237,622.00		237,622.00
24330- 0000- 44504- 0000- 512001- 0000- 00000	Revenue			41,380.49	41,380.49-
Total for Funds 24330, Func 0000 and Revenue accounts		237,622.00	237,622.00	41,380.49	196,241.51
Funds 24346 - IDEA-ARP, Func 0000 - NoFunctionCode					
24346- 0000- 44504- 0000- 512001- 0000- 00000	Revenue			12,192.95	12,192.95-
Total for Funds 24346, Func 0000 and Revenue accounts		.00	.00	12,192.95	12,192.95-
Funds 24349 - ARP Preschool, Func 0000 - NoFunctionCode					
24349- 0000- 44500- 0000- 512001- 0000- 00000	ResGtsFedThruSt	1,034.00	1,034.00		1,034.00
Total for Funds 24349, Func 0000 and Revenue accounts		1,034.00	1,034.00	.00	1,034.00
Funds 26207 - CNM Foundation, Func 0000 - NoFunctionCode					
26207- 0000- 41921- 0000- 512001- 0000- 00000	InstCategorical	500.00	500.00		500.00
Total for Funds 26207, Func 0000 and Revenue accounts		500.00	500.00	.00	500.00
Funds 27107 - 2012GOBondSB66, Func 0000 - NoFunctionCode					
27107- 0000- 43204- 0000- 512001- 0000- 00000	PriorYearBalnce	2,873.00	2,873.00	3,444.00	571.00-
Total for Funds 27107, Func 0000 and Revenue accounts		2,873.00	2,873.00	3,444.00	571.00-
Funds 27109 - IM-GAA of 2019, Func 0000 - NoFunctionCode					
27109- 0000- 43202- 0000- 512001- 0000- 00000	StFlowThruGrant	3,538.00	3,538.00		3,538.00
Total for Funds 27109, Func 0000 and Revenue accounts		3,538.00	3,538.00	.00	3,538.00
Funds 27407 - FII, Func 0000 - NoFunctionCode					
27407- 0000- 43202- 0000- 512001- 0000- 00000	StFlowThruGrant	112,478.00	112,478.00		112,478.00
27407- 0000- 43204- 0000- 512001- 0000- 00000	PriorYearBalnce			32,596.92	32,596.92-
Total for Funds 27407, Func 0000 and Revenue accounts		112,478.00	112,478.00	32,596.92	79,881.08
Funds 27502 - Next Gen CTE, Func 0000 - NoFunctionCode					
27502- 0000- 43202- 0000- 512001- 0000- 00000	StFlowThruGrant	57,285.00	57,285.00		57,285.00
27502- 0000- 43204- 0000- 512001- 0000- 00000	PriorYearBalnce			1,587.78	1,587.78-
Total for Funds 27502, Func 0000 and Revenue accounts		57,285.00	57,285.00	1,587.78	55,697.22
Funds 27901 - Indian Ed Act, Func 0000 - NoFunctionCode					
27901- 0000- 43202- 0000- 512001- 0000- 00000	StFlowThruGrant	54,526.00	54,526.00		54,526.00
Total for Funds 27901, Func 0000 and Revenue accounts		54,526.00	54,526.00	.00	54,526.00
Funds 28211 - Covid-19 Test., Func 0000 - NoFunctionCode					

Selection Grouped by Account Type, Filtered by User Permissions, (Org = 120, Online/Offline = N, Period = 1, UnPosted JEs? = N, Assets and Liabilities? = N, Restricted Accts? = Y, Objct = 4, Obj Digits = 0, Page Break Lvl =)

Balances through 07/31/2023					Fiscal Year 2023/24	
Funds- Func- Obj ct - Pr gm- Locat n- Jb Cl - Opt nl	Description	Adopted Budget	Revised Budget	Revenue	Account Balance	
Funds 28211 - Covid-19 Test., Func 0000 - NoFunctionCode						
28211- 0000- 43203- 0000- 512001- 0000- 00000	St.DirectGrants	19,584.00	19,584.00	52,518.62	32,934.62-	
Total for Funds 28211, Func 0000 and Revenue accounts		19,584.00	19,584.00	52,518.62	32,934.62-	
Funds 31200 - PubSchCapOutlay, Func 0000 - NoFunctionCode						
31200- 0000- 43209- 0000- 512001- 0000- 00000	PSCOC Awards			39,250.75	39,250.75-	
Total for Funds 31200, Func 0000 and Revenue accounts		.00	.00	39,250.75	39,250.75-	
Funds 31400 - SpcCapOutlaySt, Func 0000 - NoFunctionCode						
31400- 0000- 43202- 0000- 512001- 0000- 00000	StFlowThruGrant	95,000.00	95,000.00		95,000.00	
31400- 0000- 43204- 0000- 512001- 0000- 00000	PriorYearBalnce	182,417.00	182,417.00	107,944.42	74,472.58	
Total for Funds 31400, Func 0000 and Revenue accounts		277,417.00	277,417.00	107,944.42	169,472.58	
Funds 31600 - CapImprvmtsHB33, Func 0000 - NoFunctionCode						
31600- 0000- 41110- 0000- 512001- 0000- 00000	AdValoremTaxDst	116,072.00	116,072.00	2,748.90	113,323.10	
Total for Funds 31600, Func 0000 and Revenue accounts		116,072.00	116,072.00	2,748.90	113,323.10	
Funds 31700 - CapImprvmtsSB-9, Func 0000 - NoFunctionCode						
31700- 0000- 43204- 0000- 512001- 0000- 00000	PriorYearBalnce	6,059.00	6,059.00		6,059.00	
Total for Funds 31700, Func 0000 and Revenue accounts		6,059.00	6,059.00	.00	6,059.00	
Funds 31701 - CapImprvsSB9Loc, Func 0000 - NoFunctionCode						
31701- 0000- 41110- 0000- 512001- 0000- 00000	AdValoremTaxDst	58,871.00	58,871.00	1,386.87	57,484.13	
Total for Funds 31701, Func 0000 and Revenue accounts		58,871.00	58,871.00	1,386.87	57,484.13	
Funds 31703 - SB9StateMAtch, Func 0000 - NoFunctionCode						
31703- 0000- 43202- 0000- 512001- 0000- 00000	StFlowThruGrant			7,973.00	7,973.00-	
Total for Funds 31703, Func 0000 and Revenue accounts		.00	.00	7,973.00	7,973.00-	
Total for Org 120 - Cesar Chavez Community		3,540,773.00	3,540,773.00	608,369.28	2,932,403.72	

Balances through 07/31/2023						Fiscal Year 2023/24	
Funds- Func- Obj ct - Pr gm- Locat n- JbCl - Opt nl	Description	Adopted Budget	Revised Budget	Encumbered	Expenditure	Account Balance	
Funds 11000 - Operational, Func 1000 - Instruction							
11000- 1000- 51100- 0000- 512001- 1611- 00000	SalariesExpense,SubsSickL	20,000.00	20,000.00			20,000.00	
11000- 1000- 51100- 1010- 512001- 1411- 00000	SalariesExpense,Teachers	470,271.00	470,271.00	327,443.89	274.67	142,552.44	
11000- 1000- 51100- 1010- 512001- 1711- 00000	SalariesExpense,InstAsst1	68,080.00	68,080.00	38,250.00		29,830.00	
11000- 1000- 51100- 2000- 512001- 1412- 00000	SalariesExpense,Teachers	164,638.00	164,638.00	84,638.16		79,999.84	
11000- 1000- 51300- 1010- 512001- 1411- 00000	AddtnlCompenstn,Teachers	37,023.00	37,023.00	15,762.72		21,260.28	
11000- 1000- 51300- 1010- 512001- 1711- 00000	AddtnlCompenstn,InstAsst1	13,000.00	13,000.00	5,500.08		7,499.92	
11000- 1000- 51300- 9000- 512001- 1411- 00000	AddtnlCompenstn,Teachers	825.00	825.00			825.00	
11000- 1000- 52111- 0000- 512001- 1611- 00000	EducRetirement	3,630.00	3,630.00			3,630.00	
11000- 1000- 52111- 1010- 512001- 1411- 00000	EducRetirement	92,124.00	92,124.00	62,292.07	49.85	29,782.08	
11000- 1000- 52111- 1010- 512001- 1711- 00000	EducRetirement	14,646.00	14,646.00	7,940.64		6,705.36	
11000- 1000- 52111- 2000- 512001- 1412- 00000	EducRetirement	29,882.00	29,882.00	15,361.92		14,520.08	
11000- 1000- 52111- 9000- 512001- 1411- 00000	EducRetirement	150.00	150.00			150.00	
11000- 1000- 52112- 0000- 512001- 1611- 00000	ERARetireeHlth	400.00	400.00			400.00	
11000- 1000- 52112- 1010- 512001- 1411- 00000	ERARetireeHlth	10,149.00	10,149.00	6,863.79	5.49	3,279.72	
11000- 1000- 52112- 1010- 512001- 1711- 00000	ERARetireeHlth	1,622.00	1,622.00	875.04		746.96	
11000- 1000- 52112- 2000- 512001- 1412- 00000	ERARetireeHlth	3,293.00	3,293.00	1,692.72		1,600.28	
11000- 1000- 52112- 9000- 512001- 1411- 00000	ERARetireeHlth	17.00	17.00			17.00	
11000- 1000- 52210- 0000- 512001- 1611- 00000	FICA Payments	1,240.00	1,240.00			1,240.00	
11000- 1000- 52210- 1010- 512001- 1411- 00000	FICA Payments	31,420.00	31,420.00	20,663.42	16.65	10,739.93	
11000- 1000- 52210- 1010- 512001- 1711- 00000	FICA Payments	5,028.00	5,028.00	2,636.40		2,391.60	
11000- 1000- 52210- 2000- 512001- 1412- 00000	FICA Payments	10,208.00	10,208.00	4,907.04		5,300.96	
11000- 1000- 52210- 9000- 512001- 1411- 00000	FICA Payments	53.00	53.00			53.00	
11000- 1000- 52220- 0000- 512001- 1611- 00000	MedicarePaymnts	290.00	290.00			290.00	
11000- 1000- 52220- 1010- 512001- 1411- 00000	MedicarePaymnts	7,363.00	7,363.00	4,832.58	3.89	2,526.53	
11000- 1000- 52220- 1010- 512001- 1711- 00000	MedicarePaymnts	1,180.00	1,180.00	616.56		563.44	
11000- 1000- 52220- 2000- 512001- 1412- 00000	MedicarePaymnts	2,388.00	2,388.00	1,147.68		1,240.32	
11000- 1000- 52220- 9000- 512001- 1411- 00000	MedicarePaymnts	12.00	12.00			12.00	
11000- 1000- 52311- 0000- 512001- 1611- 00000	Hth&MedPremiums	11,090.00	11,090.00			11,090.00	
11000- 1000- 52311- 1010- 512001- 1411- 00000	Hth&MedPremiums	53,973.00	53,973.00	21,133.84	13.52	32,825.64	
11000- 1000- 52311- 1010- 512001- 1711- 00000	Hth&MedPremiums	8,301.00	8,301.00	4,631.76		3,669.24	
11000- 1000- 52311- 2000- 512001- 1412- 00000	Hth&MedPremiums	22,866.00	22,866.00	12,272.64		10,593.36	
11000- 1000- 52312- 0000- 512001- 1611- 00000	Life	32.00	32.00			32.00	
11000- 1000- 52312- 1010- 512001- 1411- 00000	Life	199.00	199.00	131.69	.07	67.24	
11000- 1000- 52312- 1010- 512001- 1711- 00000	Life	57.00	57.00	31.68		25.32	
11000- 1000- 52312- 2000- 512001- 1412- 00000	Life	64.00	64.00	31.68		32.32	
11000- 1000- 52313- 0000- 512001- 1611- 00000	Dental	411.00	411.00			411.00	

Selection Grouped by Account Type, Filtered by User Permissions, (Org = 120, Online/Offline = N, Period = 1, UnPosted JEs? = N, Assets and Liabilities? = N, Restricted Accts? = Y, Objct = 5, Obj Digits = 0, Page Break Lvl =)



Balances through 07/31/2023						Fiscal Year 2023/24	
Funds- Func- Obj ct - Pr gm- Locat n- Jb Cl - Opt nl	Description	Adopted Budget	Revised Budget	Encumbered	Expenditure	Account Balance	
Funds 11000 - Operational, Func 1000 - Instruction (continued)							
11000- 1000- 52313- 1010- 512001- 1411- 00000	Dental	2,914.00	2,914.00	1,707.80	.28	1,205.92	
11000- 1000- 52313- 1010- 512001- 1711- 00000	Dental	484.00	484.00	274.56		209.44	
11000- 1000- 52313- 2000- 512001- 1412- 00000	Dental	818.00	818.00	457.20		360.80	
11000- 1000- 52314- 0000- 512001- 1611- 00000	Vision	136.00	136.00			136.00	
11000- 1000- 52314- 1010- 512001- 1411- 00000	Vision	533.00	533.00	320.04	.12	212.84	
11000- 1000- 52314- 1010- 512001- 1711- 00000	Vision	46.00	46.00			46.00	
11000- 1000- 52314- 2000- 512001- 1412- 00000	Vision	208.00	208.00	88.08		119.92	
11000- 1000- 52315- 0000- 512001- 1611- 00000	Disability	384.00	384.00			384.00	
11000- 1000- 52315- 1010- 512001- 1411- 00000	Disability	809.00	809.00	208.80	24.24	575.96	
11000- 1000- 52315- 1010- 512001- 1711- 00000	Disability	128.00	128.00			128.00	
11000- 1000- 52315- 2000- 512001- 1412- 00000	Disability	336.00	336.00			336.00	
11000- 1000- 52500- 0000- 512001- 1611- 00000	UnemploymntComp	100.00	100.00			100.00	
11000- 1000- 52500- 1010- 512001- 1411- 00000	UnemploymntComp	618.00	618.00	459.54	.10-	158.56	
11000- 1000- 52500- 1010- 512001- 1711- 00000	UnemploymntComp	176.00	176.00	104.83		71.17	
11000- 1000- 52500- 2000- 512001- 1412- 00000	UnemploymntComp	200.00	200.00	99.35		100.65	
11000- 1000- 52710- 0000- 512001- 1611- 00000	WorkersCompPrem	235.00	235.00		235.00		
11000- 1000- 52710- 1010- 512001- 1411- 00000	WorkersCompPrem	5,343.00	5,343.00		5,068.00	275.00	
11000- 1000- 52710- 1010- 512001- 1711- 00000	WorkersCompPrem	629.00	629.00		770.00	141.00-	
11000- 1000- 52710- 2000- 512001- 1412- 00000	WorkersCompPrem	1,933.00	1,933.00		939.00	994.00	
11000- 1000- 52710- 4025- 512001- 1412- 00000	WorkersCompPrem				994.00	994.00-	
11000- 1000- 52720- 0000- 512001- 1611- 00000	WorkrsCompERFee	10.00	10.00			10.00	
11000- 1000- 52720- 1010- 512001- 1411- 00000	WorkrsCompERFee	62.00	62.00	38.24		23.76	
11000- 1000- 52720- 1010- 512001- 1711- 00000	WorkrsCompERFee	18.00	18.00	9.20		8.80	
11000- 1000- 52720- 2000- 512001- 1412- 00000	WorkrsCompERFee	20.00	20.00	9.20		10.80	
11000- 1000- 53414- 1010- 512001- 0000- 00000	OthProfTech Svcs			4,452.85		4,452.85-	
11000- 1000- 53711- 1010- 512001- 0000- 00000	Other Charges	1,300.00	1,300.00	654.34		645.66	
11000- 1000- 54320- 1010- 512001- 0000- 00000	Tech-R&M	2,300.00	2,300.00			2,300.00	
11000- 1000- 54610- 1010- 512001- 0000- 00000	RentLandBldngs	5,000.00	5,000.00	5,000.00			
11000- 1000- 55817- 1010- 512001- 0000- 00000	Student Travel	500.00	500.00			500.00	
11000- 1000- 55819- 1010- 512001- 0000- 00000	EmpTravTeachers	400.00	400.00			400.00	
11000- 1000- 55915- 1010- 512001- 0000- 00000	OthContract Svcs	3,750.00	3,750.00	3,500.00		250.00	
11000- 1000- 56105- 1010- 512001- 0000- 00000	InstMats-Opr	1,500.00	1,500.00			1,500.00	
11000- 1000- 56105- 3000- 512001- 0000- 00000	InstMats-Opr	1,450.00	1,450.00			1,450.00	
11000- 1000- 56106- 1010- 512001- 0000- 00000	OthClassMats-Op	25,849.00	25,849.00			25,849.00	
11000- 1000- 56109- 1010- 512001- 0000- 00000	InsMatOnlDgtSub			3,050.00		3,050.00-	
11000- 1000- 56112- 1010- 512001- 0000- 00000	Other Textbooks			1,500.00		1,500.00-	

Selection Grouped by Account Type, Filtered by User Permissions, (Org = 120, Online/Offline = N, Period = 1, UnPosted JEs? = N, Assets and Liabilities? = N, Restricted Accts? = Y, Objct = 5, Obj Digits = 0, Page Break Lvl =)

Balances through 07/31/2023					Fiscal Year 2023/24	
Funds- Func- Obj ct - Pr gm- Locat n- JbCl - Opt nl	Description	Adopted Budget	Revised Budget	Encumbered	Expenditure	Account Balance
Funds 11000 - Operational, Func 1000 - Instruction (continued)						
11000- 1000- 56113- 1010- 512001- 0000- 00000	Software	12,000.00	12,000.00	12,000.00		
11000- 1000- 56118- 1010- 512001- 0000- 00000	GenSuppliesMats	41,579.00	41,579.00	100.00		41,479.00
11000- 1000- 56119- 1010- 512001- 0000- 00000	SupplAssets<\$5k	400,500.00	400,500.00	7,664.23		392,835.77
11000- 1000- 57331- 1010- 512001- 0000- 00000	FixedAssets>\$5k	340,363.00	340,363.00			340,363.00
Total for Func 1000 and Expense accounts		1,938,556.00	1,938,556.00	681,356.26	8,394.68	1,248,805.06
Funds 11000 - Operational, Func 2100 - SuppSvcsStudnts						
11000- 2100- 51100- 0000- 512001- 1217- 00000	SalariesExpense,SecClerTe	51,000.00	51,000.00	48,875.00	2,125.00	
11000- 2100- 51100- 0000- 512001- 1218- 00000	SalariesExpense,SchlStude	129,000.00	129,000.00	123,625.00	5,375.00	
11000- 2100- 51100- 4025- 512001- 1214- 00000	SalariesExpense,Couns-Soc	69,600.00	69,600.00	69,600.00		
11000- 2100- 51100- 4025- 512001- 1218- 00000	SalariesExpense,SchlStude	68,900.00	68,900.00	66,029.32	2,870.84	.16-
11000- 2100- 52111- 0000- 512001- 1217- 00000	EducRetirement	9,257.00	9,257.00	8,870.87	385.69	.44
11000- 2100- 52111- 0000- 512001- 1218- 00000	EducRetirement	23,414.00	23,414.00	22,437.88	975.56	.56
11000- 2100- 52111- 4025- 512001- 1214- 00000	EducRetirement	12,633.00	12,633.00	12,632.40		.60
11000- 2100- 52111- 4025- 512001- 1218- 00000	EducRetirement	12,506.00	12,506.00	11,984.38	521.06	.56
11000- 2100- 52112- 0000- 512001- 1217- 00000	ERARetireeHlth	1,020.00	1,020.00	977.50	42.50	
11000- 2100- 52112- 0000- 512001- 1218- 00000	ERARetireeHlth	2,580.00	2,580.00	2,472.50	107.50	
11000- 2100- 52112- 4025- 512001- 1214- 00000	ERARetireeHlth	1,392.00	1,392.00	1,392.00		
11000- 2100- 52112- 4025- 512001- 1218- 00000	ERARetireeHlth	1,378.00	1,378.00	1,320.66	57.42	.08-
11000- 2100- 52210- 0000- 512001- 1217- 00000	FICA Payments	3,162.00	3,162.00	2,926.06	126.95	108.99
11000- 2100- 52210- 0000- 512001- 1218- 00000	FICA Payments	7,998.00	7,998.00	7,104.93	307.99	585.08
11000- 2100- 52210- 4025- 512001- 1214- 00000	FICA Payments	4,316.00	4,316.00	4,118.64		197.36
11000- 2100- 52210- 4025- 512001- 1218- 00000	FICA Payments	4,272.00	4,272.00	3,958.76	171.85	141.39
11000- 2100- 52220- 0000- 512001- 1217- 00000	MedicarePaymnts	740.00	740.00	684.25	29.69	26.06
11000- 2100- 52220- 0000- 512001- 1218- 00000	MedicarePaymnts	1,871.00	1,871.00	1,661.75	72.03	137.22
11000- 2100- 52220- 4025- 512001- 1214- 00000	MedicarePaymnts	1,010.00	1,010.00	963.12		46.88
11000- 2100- 52220- 4025- 512001- 1218- 00000	MedicarePaymnts	1,000.00	1,000.00	925.75	40.19	34.06
11000- 2100- 52311- 0000- 512001- 1217- 00000	Hth&MedPremiums	6,716.00	6,716.00	6,401.13	278.31	36.56
11000- 2100- 52311- 0000- 512001- 1218- 00000	Hth&MedPremiums	24,404.00	24,404.00	22,031.93	957.91	1,414.16
11000- 2100- 52311- 4025- 512001- 1214- 00000	Hth&MedPremiums	7,751.00	7,751.00	7,227.36		523.64
11000- 2100- 52311- 4025- 512001- 1218- 00000	Hth&MedPremiums	5,102.00	5,102.00	4,801.94	208.78	91.28
11000- 2100- 52312- 0000- 512001- 1217- 00000	Life	32.00	32.00	30.36	1.32	.32
11000- 2100- 52312- 0000- 512001- 1218- 00000	Life	64.00	64.00	60.72	2.64	.64
11000- 2100- 52312- 4025- 512001- 1214- 00000	Life	32.00	32.00	31.68		.32
11000- 2100- 52312- 4025- 512001- 1218- 00000	Life	32.00	32.00	30.36	1.32	.32
11000- 2100- 52313- 0000- 512001- 1217- 00000	Dental	258.00	258.00	263.12	11.44	16.56-
11000- 2100- 52313- 0000- 512001- 1218- 00000	Dental	857.00	857.00	820.41	35.67	.92

Selection Grouped by Account Type, Filtered by User Permissions, (Org = 120, Online/Offline = N, Period = 1, UnPosted JE? = N, Assets and Liabilities? = N, Restricted Accts? = Y, Objct = 5, Obj Digits = 0, Page Break Lvl =)

Balances through 07/31/2023						Fiscal Year 2023/24	
Funds- Func- Obj ct - Pr gm- Locat n- JbCl - Opt nl	Description	Adopted Budget	Revised Budget	Encumbered	Expenditure	Account Balance	
Funds 11000 - Operational, Func 2100 - Supp Svcs Studnts (continued)							
11000-2100-52313-4025-512001-1214-00000	Dental	121.00	121.00	120.24		.76	
11000-2100-52313-4025-512001-1218-00000	Dental	241.00	241.00	230.23	10.01	.76	
11000-2100-52314-0000-512001-1217-00000	Vision	57.00	57.00	57.73	2.51	3.24-	
11000-2100-52314-0000-512001-1218-00000	Vision	150.00	150.00	142.14	6.18	1.68	
11000-2100-52314-4025-512001-1214-00000	Vision	53.00	53.00	52.56		.44	
11000-2100-52314-4025-512001-1218-00000	Vision	53.00	53.00	50.37	2.19	.44	
11000-2100-52315-0000-512001-1218-00000	Disability	195.00	195.00	163.42	7.10	24.48	
11000-2100-52315-4025-512001-1214-00000	Disability	262.00	262.00	261.36		.64	
11000-2100-52500-0000-512001-1217-00000	UnemploymntComp	100.00	100.00	94.88	7.01	1.89-	
11000-2100-52500-0000-512001-1218-00000	UnemploymntComp	200.00	200.00	195.10	6.19	1.29-	
11000-2100-52500-4025-512001-1214-00000	UnemploymntComp	100.00	100.00	99.33		.67	
11000-2100-52500-4025-512001-1218-00000	UnemploymntComp	100.00	100.00	99.29		.71	
11000-2100-52710-0000-512001-1217-00000	WorkersCompPrem	599.00	599.00		599.00		
11000-2100-52710-0000-512001-1218-00000	WorkersCompPrem	1,515.00	1,515.00		1,515.00		
11000-2100-52710-4025-512001-1214-00000	WorkersCompPrem	817.00	817.00			817.00	
11000-2100-52710-4025-512001-1218-00000	WorkersCompPrem	809.00	809.00		809.00		
11000-2100-52720-0000-512001-1217-00000	WorkrsCompERFee	10.00	10.00	9.20		.80	
11000-2100-52720-0000-512001-1218-00000	WorkrsCompERFee	20.00	20.00	18.40		1.60	
11000-2100-52720-4025-512001-1214-00000	WorkrsCompERFee	10.00	10.00	9.20		.80	
11000-2100-52720-4025-512001-1218-00000	WorkrsCompERFee	10.00	10.00	9.20		.80	
11000-2100-53211-2000-512001-0000-00000	DiagsContracted	22,000.00	22,000.00	40,308.80		18,308.80-	
11000-2100-53212-2000-512001-0000-00000	SpeechThrpsCont	9,000.00	9,000.00	9,000.00			
11000-2100-53213-2000-512001-0000-00000	OccThrpstCont	4,000.00	4,000.00	4,000.00			
11000-2100-53215-2000-512001-0000-00000	PsychologtsCont	20,000.00	20,000.00	20,000.00			
11000-2100-53414-0000-512001-0000-00000	OthProfTechSvcs				1,206.80	1,206.80-	
11000-2100-54320-0000-512001-0000-00000	Tech-R&M	21,000.00	21,000.00	21,000.00			
11000-2100-55915-0000-512001-0000-00000	OthContractSvcs	3,776.00	3,776.00	3,776.00			
11000-2100-56113-0000-512001-0000-00000	Software	25,000.00	25,000.00	25,960.00		960.00-	
11000-2100-56118-0000-512001-0000-00000	GenSuppliesMats	1,000.00	1,000.00			1,000.00	
11000-2100-56118-2000-512001-0000-00000	GenSuppliesMats	200.00	200.00			200.00	
Total for Func 2100 and Expense accounts		563,695.00	563,695.00	559,917.23	18,877.65	15,099.88-	
Funds 11000 - Operational, Func 2200 - Suppt Svcs Inst							
11000-2200-53330-0000-512001-0000-00000	ProfessDevelop	1,000.00	1,000.00			1,000.00	
11000-2200-55915-0000-512001-0000-00000	OthContractSvcs	10,000.00	10,000.00	11,293.70		1,293.70-	
11000-2200-56113-0000-512001-0000-00000	Software	4,000.00	4,000.00	4,000.00			
11000-2200-56118-0000-512001-0000-00000	GenSuppliesMats	1,852.00	1,852.00	1,640.75		211.25	

Selection Grouped by Account Type, Filtered by User Permissions, (Org = 120, Online/Offline = N, Period = 1, UnPosted JEs? = N, Assets and Liabilities? = N, Restricted Accts? = Y, Objct = 5, Obj Digits = 0, Page Break Lvl =)

Balances through 07/31/2023					Fiscal Year 2023/24	
Funds- Func- Obj ct - Pr gm- Locat n- JbCl - Opt nl	Description	Adopted Budget	Revised Budget	Encumbered	Expenditure	Account Balance
Total for Func 2200 and Expense accounts		16,852.00	16,852.00	16,934.45	.00	82.45-
Funds 11000 - Operational, Func 2300 - SupptSvcs-Admin						
11000- 2300- 51100- 0000- 512001- 1111- 00000	SalariesExpense,Superinte	112,174.00	112,174.00	107,500.16	4,673.92	.08-
11000- 2300- 52111- 0000- 512001- 1111- 00000	EducRetirement	20,360.00	20,360.00	19,511.36	848.32	.32
11000- 2300- 52112- 0000- 512001- 1111- 00000	ERARetireeHlth	2,244.00	2,244.00	2,150.04	93.48	.48
11000- 2300- 52210- 0000- 512001- 1111- 00000	FICA Payments	6,955.00	6,955.00	6,520.27	283.37	151.36
11000- 2300- 52220- 0000- 512001- 1111- 00000	MedicarePaymnts	1,627.00	1,627.00	1,524.90	66.28	35.82
11000- 2300- 52311- 0000- 512001- 1111- 00000	Hth&MedPremiums	5,767.00	5,767.00	5,290.00	230.00	247.00
11000- 2300- 52312- 0000- 512001- 1111- 00000	Life	30.00	30.00	28.75	1.25	
11000- 2300- 52313- 0000- 512001- 1111- 00000	Dental	111.00	111.00	108.79	4.73	2.52-
11000- 2300- 52314- 0000- 512001- 1111- 00000	Vision	49.00	49.00	47.61	2.07	.68-
11000- 2300- 52500- 0000- 512001- 1111- 00000	UnemploymntComp	92.00	92.00	93.79		1.79-
11000- 2300- 52710- 0000- 512001- 1111- 00000	WorkersCompPrem	1,317.00	1,317.00		1,317.00	
11000- 2300- 52720- 0000- 512001- 1111- 00000	WorkrsCompERFee	9.00	9.00	8.68		.32
11000- 2300- 53411- 0000- 512001- 0000- 00000	Auditing	23,000.00	23,000.00	23,000.00		
11000- 2300- 53413- 0000- 512001- 0000- 00000	Legal	31,000.00	31,000.00	31,000.00		
11000- 2300- 53711- 0000- 512001- 0000- 00000	Other Charges	200.00	200.00			200.00
11000- 2300- 55400- 0000- 512001- 0000- 00000	Advertising	10,000.00	10,000.00		549.23	9,450.77
11000- 2300- 55812- 0000- 512001- 0000- 00000	Board Training	1,000.00	1,000.00			1,000.00
11000- 2300- 55915- 0000- 512001- 0000- 00000	OthContractSvcs	8,650.00	8,650.00	8,650.00		
Total for Func 2300 and Expense accounts		224,585.00	224,585.00	205,434.35	8,069.65	11,081.00
Funds 11000 - Operational, Func 2400 - SupSvcsSchAdmin						
11000- 2400- 51100- 0000- 512001- 1217- 00000	SalariesExpense,SecClerTe	42,000.00	42,000.00	40,250.00	1,750.00	
11000- 2400- 51300- 0000- 512001- 1217- 00000	AddtnlCompenstn,SecClerTe	5,125.00	5,125.00	2,875.00	125.00	2,125.00
11000- 2400- 52111- 0000- 512001- 1217- 00000	EducRetirement	8,554.00	8,554.00	7,827.13	340.31	386.56
11000- 2400- 52112- 0000- 512001- 1217- 00000	ERARetireeHlth	943.00	943.00	862.50	37.50	43.00
11000- 2400- 52210- 0000- 512001- 1217- 00000	FICA Payments	2,924.00	2,924.00	2,659.49	114.84	149.67
11000- 2400- 52220- 0000- 512001- 1217- 00000	MedicarePaymnts	685.00	685.00	621.92	26.86	36.22
11000- 2400- 52312- 0000- 512001- 1217- 00000	Life	32.00	32.00	30.36	1.32	.32
11000- 2400- 52313- 0000- 512001- 1217- 00000	Dental	822.00	822.00	787.06	34.22	.72
11000- 2400- 52314- 0000- 512001- 1217- 00000	Vision	136.00	136.00	130.18	5.66	.16
11000- 2400- 52500- 0000- 512001- 1217- 00000	UnemploymntComp	100.00	100.00	84.76	6.19	9.05
11000- 2400- 52710- 0000- 512001- 1217- 00000	WorkersCompPrem	493.00	493.00		493.00	
11000- 2400- 52720- 0000- 512001- 1217- 00000	WorkrsCompERFee	10.00	10.00	9.20		.80
11000- 2400- 53330- 0000- 512001- 0000- 00000	ProfessDevelop			901.00		901.00-
11000- 2400- 53711- 0000- 512001- 0000- 00000	Other Charges	100.00	100.00	100.00		
11000- 2400- 55813- 0000- 512001- 0000- 00000	EmpTravNonTeach	1,000.00	1,000.00			1,000.00

Selection Grouped by Account Type, Filtered by User Permissions, (Org = 120, Online/Offline = N, Period = 1, UnPosted JEs? = N, Assets and Liabilities? = N, Restricted Accts? = Y, Objct = 5, Obj Digits = 0, Page Break Lvl =)

Balances through 07/31/2023						Fiscal Year 2023/24
Funds- Func- Obj ct - Pr gm- Locat n- JbCl - Opt nl	Description	Adopted Budget	Revised Budget	Encumbered	Expenditure	Account Balance
Funds 11000 - Operational, Func 2400 - SupSvcsSchAdmin (continued)						
11000-2400-55915-0000-512001-0000-00000	OthContractSvcs	800.00	800.00	600.00		200.00
11000-2400-56118-0000-512001-0000-00000	GenSuppliesMats	13,512.00	13,512.00	1,341.96		12,170.04
Total for Func 2400 and Expense accounts		77,236.00	77,236.00	59,080.56	2,934.90	15,220.54
Funds 11000 - Operational, Func 2500 - Central Svcs						
11000-2500-53711-0000-512001-0000-00000	Other Charges	350.00	350.00	350.00		
11000-2500-54320-0000-512001-0000-00000	Tech-R&M	188,954.00	188,954.00	191,738.80		2,784.80-
11000-2500-54620-0000-512001-0000-00000	RentlEquipVehcl	19,659.00	19,659.00	19,654.10		4.90
11000-2500-55400-0000-512001-0000-00000	Advertising	10,000.00	10,000.00	15,000.00		5,000.00-
11000-2500-55915-0000-512001-0000-00000	OthContractSvcs	600.00	600.00	550.00	50.00	
11000-2500-55915-1010-512001-0000-00000	OthContractSvcs				450.00	450.00-
11000-2500-56113-0000-512001-0000-00000	Software	18,102.00	18,102.00	22,517.43		4,415.43-
11000-2500-56118-0000-512001-0000-00000	GenSuppliesMats	5,100.00	5,100.00	3,141.39	465.31	1,493.30
Total for Func 2500 and Expense accounts		242,765.00	242,765.00	252,951.72	965.31	11,152.03-
Funds 11000 - Operational, Func 2600 - Op&MaintofPlant						
11000-2600-54312-0000-512001-0000-00000	MntRepBlgsGrnds	19,000.00	19,000.00	19,000.00	140.08	140.08-
11000-2600-54411-0000-512001-0000-00000	Electricity	31,200.00	31,200.00	28,612.64	2,587.36	
11000-2600-54412-0000-512001-0000-00000	NatGasBuildings	4,000.00	4,000.00	3,969.01	62.80	31.81-
11000-2600-54415-0000-512001-0000-00000	Water/Sewage	10,200.00	10,200.00	9,855.02	356.11	11.13-
11000-2600-54416-0000-512001-0000-00000	CommunicatnSvcs	21,000.00	21,000.00	19,992.94	1,784.53	777.47-
11000-2600-54610-0000-512001-0000-00000	RentlLandBldngs			151,216.62	19,077.33	170,293.95-
11000-2600-55200-0000-512001-0000-00000	PropertyLiablns	12,768.00	12,768.00		12,768.00	
11000-2600-55915-0000-512001-0000-00000	OthContractSvcs	73,887.00	73,887.00	100,525.13	1,011.63	27,649.76-
11000-2600-56118-0000-512001-0000-00000	GenSuppliesMats	10,000.00	10,000.00			10,000.00
11000-2600-56119-0000-512001-0000-00000	SupplAssets<\$5k	1,500.00	1,500.00			1,500.00
Total for Func 2600 and Expense accounts		183,555.00	183,555.00	333,171.36	37,787.84	187,404.20-
Funds 11000 - Operational, Func 2900 - Oth Suppt Svcs						
11000-2900-58215-0000-512001-0000-00000	RestrictExpendis	291,239.00	291,239.00			291,239.00
Total for Func 2900 and Expense accounts		291,239.00	291,239.00	.00	.00	291,239.00
Funds 11000 - Operational, Func 3100 - FoodSvcsOpertns						
11000-3100-56118-0000-512001-0000-00000	GenSuppliesMats	250.00	250.00			250.00
Total for Func 3100 and Expense accounts		250.00	250.00	.00	.00	250.00
Funds 11000 - Operational, Func 4000 - Capital Outlay						
11000-4000-54640-0000-512001-0000-00000	RentalLease2Pur				19,077.33	19,077.33-
Total for Func 4000 and Expense accounts		.00	.00	.00	19,077.33	19,077.33-
Total for Funds 11000		3,538,733.00	3,538,733.00	2,108,845.93	96,107.36	1,333,779.71

Selection Grouped by Account Type, Filtered by User Permissions, (Org = 120, Online/Offline = N, Period = 1, UnPosted JEs? = N, Assets and Liabilities? = N, Restricted Accts? = Y, Objct = 5, Obj Digits = 0, Page Break Lvl =)

Balances through 07/31/2023					Fiscal Year 2023/24	
Funds- Func- Obj ct - Pr gm- Locat n- Jb Cl - Opt nl	Description	Adopted Budget	Revised Budget	Encumbered	Expenditure	Account Balance
Funds 21000 - Food Svcs, Func 3100 - FoodSvcsOpertns						
21000- 3100- 56116- 0000- 512001- 0000- 00000	Food	53,371.00	53,371.00	53,371.00		
Total for Funds 21000, Func 3100 and Expense accounts		53,371.00	53,371.00	53,371.00	.00	.00
Funds 23000 - Non-InstrctSupp, Func 1000 - Instruction						
23000- 1000- 56118- 1010- 512001- 0000- 00000	GenSuppliesMats			988.14	213.22	1,201.36-
23000- 1000- 56118- 9000- 512001- 0000- 00000	GenSuppliesMats	2,158.00	2,158.00			2,158.00
Total for Funds 23000, Func 1000 and Expense accounts		2,158.00	2,158.00	988.14	213.22	956.64
Funds 24101 - Title I - IASA, Func 1000 - Instruction						
24101- 1000- 51100- 1010- 512001- 1711- 00000	SalariesExpense,InstAsst1	53,703.00	53,703.00	40,500.00		13,203.00
24101- 1000- 51300- 1010- 512001- 1711- 00000	AddtnlCompenstn,InstAsst1			2,500.08		2,500.08-
24101- 1000- 52111- 1010- 512001- 1711- 00000	EducRetirement	9,605.00	9,605.00	7,804.56		1,800.44
24101- 1000- 52112- 1010- 512001- 1711- 00000	ERARetireeHlth	1,075.00	1,075.00	859.92		215.08
24101- 1000- 52210- 1010- 512001- 1711- 00000	FICA Payments	3,331.00	3,331.00	2,665.92		665.08
24101- 1000- 52220- 1010- 512001- 1711- 00000	MedicarePaymnts	781.00	781.00	623.52		157.48
24101- 1000- 52311- 1010- 512001- 1711- 00000	Hth&MedPremiums	2,069.00	2,069.00			2,069.00
24101- 1000- 52312- 1010- 512001- 1711- 00000	Life	44.00	44.00	31.68		12.32
24101- 1000- 52313- 1010- 512001- 1711- 00000	Dental	42.00	42.00			42.00
24101- 1000- 52314- 1010- 512001- 1711- 00000	Vision	10.00	10.00			10.00
24101- 1000- 52315- 1010- 512001- 1711- 00000	Disability	58.00	58.00			58.00
24101- 1000- 52500- 1010- 512001- 1711- 00000	UnemploymntComp	134.00	134.00	95.60		38.40
24101- 1000- 52710- 1010- 512001- 1711- 00000	WorkersCompPrem	852.00	852.00		852.00	
24101- 1000- 52720- 1010- 512001- 1711- 00000	WorkrsCompERFee	14.00	14.00	9.20		4.80
24101- 1000- 56118- 1010- 512001- 0000- 00000	GenSuppliesMats	750.00	750.00			750.00
Total for Func 1000 and Expense accounts		72,468.00	72,468.00	55,090.48	852.00	16,525.52
Funds 24101 - Title I - IASA, Func 2400 - SupSvcsSchAdmin						
24101- 2400- 51300- 0000- 512001- 1217- 00000	AddtnlCompenstn,SecClerTe	2,500.00	2,500.00	2,395.91	104.17	.08-
24101- 2400- 52111- 0000- 512001- 1217- 00000	EducRetirement	454.00	454.00	434.93	18.91	.16
24101- 2400- 52112- 0000- 512001- 1217- 00000	ERARetireeHlth	50.00	50.00	47.84	2.08	.08
24101- 2400- 52210- 0000- 512001- 1217- 00000	FICA Payments	155.00	155.00	148.58	6.46	.04-
24101- 2400- 52220- 0000- 512001- 1217- 00000	MedicarePaymnts	37.00	37.00	34.73	1.51	.76
24101- 2400- 52500- 0000- 512001- 1217- 00000	UnemploymntComp			4.66	.34	5.00-
Total for Func 2400 and Expense accounts		3,196.00	3,196.00	3,066.65	133.47	4.12-
Total for Funds 24101		75,664.00	75,664.00	58,157.13	985.47	16,521.40
Funds 24106 - IDEABEntitlemnt, Func 1000 - Instruction						
24106- 1000- 51100- 2000- 512001- 1412- 00000	SalariesExpense,Teachers	24,921.00	24,921.00	3,453.36		21,467.64
24106- 1000- 52111- 2000- 512001- 1412- 00000	EducRetirement	5,475.00	5,475.00	626.88		4,848.12

Selection Grouped by Account Type, Filtered by User Permissions, (Org = 120, Online/Offline = N, Period = 1, UnPosted JEs? = N, Assets and Liabilities? = N, Restricted Accts? = Y, Objct = 5, Obj Digits = 0, Page Break Lvl =)

Balances through 07/31/2023						Fiscal Year 2023/24
Funds- Func- Obj ct - Pr gm- Locat n- Jb Cl - Opt nl	Description	Adopted Budget	Revised Budget	Encumbered	Expenditure	Account Balance
Funds 24106 - IDEABEntitlemnt, Func 1000 - Instruction (continued)						
24106- 1000- 52112- 2000- 512001- 1412- 00000	ERARetireeHlth	499.00	499.00	69.12		429.88
24106- 1000- 52210- 2000- 512001- 1412- 00000	FICA Payments	1,546.00	1,546.00	206.88		1,339.12
24106- 1000- 52220- 2000- 512001- 1412- 00000	MedicarePaymnts	362.00	362.00	48.48		313.52
24106- 1000- 52311- 2000- 512001- 1412- 00000	Hth&MedPremiums	3,076.00	3,076.00	263.04		2,812.96
24106- 1000- 52312- 2000- 512001- 1412- 00000	Life	12.00	12.00	1.68		10.32
24106- 1000- 52313- 2000- 512001- 1412- 00000	Dental	163.00	163.00	6.24		156.76
24106- 1000- 52314- 2000- 512001- 1412- 00000	Vision	19.00	19.00	2.64		16.36
24106- 1000- 52500- 2000- 512001- 1412- 00000	UnemploymntComp	36.00	36.00	4.91		31.09
24106- 1000- 52710- 2000- 512001- 1412- 00000	WorkersCompPrem	414.00	414.00		414.00	
24106- 1000- 52720- 2000- 512001- 1412- 00000	WorkrsCompERFee	4.00	4.00	.48		3.52
Total for Funds 24106, Func 1000 and Expense accounts		36,527.00	36,527.00	4,683.71	414.00	31,429.29
Funds 24154 - TchPrinTrainRec, Func 2200 - Suppt Svcs Inst						
24154- 2200- 53330- 0000- 512001- 0000- 00000	ProfessDevelop	6,225.00	6,225.00			6,225.00
Total for Funds 24154, Func 2200 and Expense accounts		6,225.00	6,225.00	.00	.00	6,225.00
Funds 24174 - CP-Second-Curr, Func 1000 - Instruction						
24174- 1000- 51100- 1010- 512001- 1411- 00000	SalariesExpense,Teachers	5,837.00	5,837.00			5,837.00
24174- 1000- 52111- 1010- 512001- 1411- 00000	EducRetirement	452.00	452.00			452.00
24174- 1000- 52112- 1010- 512001- 1411- 00000	ERARetireeHlth	117.00	117.00			117.00
24174- 1000- 52210- 1010- 512001- 1411- 00000	FICA Payments	362.00	362.00			362.00
24174- 1000- 52220- 1010- 512001- 1411- 00000	MedicarePaymnts	85.00	85.00			85.00
24174- 1000- 52311- 1010- 512001- 1411- 00000	Hth&MedPremiums	562.00	562.00			562.00
24174- 1000- 52312- 1010- 512001- 1411- 00000	Life	4.00	4.00			4.00
24174- 1000- 52313- 1010- 512001- 1411- 00000	Dental	14.00	14.00			14.00
24174- 1000- 52314- 1010- 512001- 1411- 00000	Vision	6.00	6.00			6.00
24174- 1000- 52500- 1010- 512001- 1411- 00000	UnemploymntComp	11.00	11.00			11.00
24174- 1000- 52710- 1010- 512001- 1411- 00000	WorkersCompPrem	77.00	77.00		77.00	
24174- 1000- 52720- 1010- 512001- 1411- 00000	WorkrsCompERFee	2.00	2.00			2.00
Total for Funds 24174, Func 1000 and Expense accounts		7,529.00	7,529.00	.00	77.00	7,452.00
Funds 24189 - SSAE Title IV, Func 2100 - SuppSvcsStudnts						
24189- 2100- 51100- 0000- 512001- 1214- 00000	SalariesExpense,Couns-Soc	7,200.00	7,200.00	6,168.72		1,031.28
24189- 2100- 52111- 0000- 512001- 1214- 00000	EducRetirement	1,307.00	1,307.00	1,119.60		187.40
24189- 2100- 52112- 0000- 512001- 1214- 00000	ERARetireeHlth	144.00	144.00	123.36		20.64
24189- 2100- 52210- 0000- 512001- 1214- 00000	FICA Payments	447.00	447.00	369.60		77.40
24189- 2100- 52220- 0000- 512001- 1214- 00000	MedicarePaymnts	105.00	105.00	86.40		18.60
24189- 2100- 52311- 0000- 512001- 1214- 00000	Hth&MedPremiums	613.00	613.00	469.68		143.32
Selection Grouped by Account Type, Filtered by User Permissions, (Org = 120, Online/Offline = N, Period = 1, UnPosted JEs? = N, Assets and Liabilities? = N, Restricted Accts? = Y, Objct = 5, Obj Digits = 0, Page Break Lvl =)						

Balances through 07/31/2023						Fiscal Year 2023/24	
Funds- Func- Obj ct - Pr gm- Locat n- JbCl - Opt nl	Description	Adopted Budget	Revised Budget	Encumbered	Expenditure	Account Balance	
Funds 24189 - SSAE Title IV, Func 2100 - SuppSvcsStudnts (continued)							
24189- 2100- 52312- 0000- 512001- 1214- 00000	Life	4.00	4.00	2.88		1.12	
24189- 2100- 52313- 0000- 512001- 1214- 00000	Dental	15.00	15.00	11.28		3.72	
24189- 2100- 52314- 0000- 512001- 1214- 00000	Vision	7.00	7.00	5.04		1.96	
24189- 2100- 52500- 0000- 512001- 1214- 00000	UnemploymntComp	12.00	12.00	8.87		3.13	
24189- 2100- 52710- 0000- 512001- 1214- 00000	WorkersCompPrem	144.00	144.00		144.00		
24189- 2100- 52720- 0000- 512001- 1214- 00000	WorkrsCompERFee	2.00	2.00	.88		1.12	
Total for Funds 24189, Func 2100 and Expense accounts		10,000.00	10,000.00	8,366.31	144.00	1,489.69	
Funds 24190 - Title I CSI, Func 1000 - Instruction							
24190- 1000- 53330- 0000- 512001- 0000- 00000	ProfessDevelop	91,564.00	91,564.00			91,564.00	
Total for Funds 24190, Func 1000 and Expense accounts		91,564.00	91,564.00	.00	.00	91,564.00	
Funds 24308 - CRRSA, ESSER II, Func 1000 - Instruction							
24308- 1000- 51100- 1010- 512001- 1411- 00000	SalariesExpense,Teachers			110,084.16		110,084.16-	
24308- 1000- 52111- 1010- 512001- 1411- 00000	EducRetirement			19,980.24		19,980.24-	
24308- 1000- 52112- 1010- 512001- 1411- 00000	ERARetireeHlth			2,201.52		2,201.52-	
24308- 1000- 52210- 1010- 512001- 1411- 00000	FICA Payments			6,357.60		6,357.60-	
24308- 1000- 52220- 1010- 512001- 1411- 00000	MedicarePaymnts			1,487.04		1,487.04-	
24308- 1000- 52311- 1010- 512001- 1411- 00000	Hth&MedPremiums			18,342.72		18,342.72-	
24308- 1000- 52312- 1010- 512001- 1411- 00000	Life			53.76		53.76-	
24308- 1000- 52313- 1010- 512001- 1411- 00000	Dental			756.72		756.72-	
24308- 1000- 52314- 1010- 512001- 1411- 00000	Vision			117.60		117.60-	
24308- 1000- 52315- 1010- 512001- 1411- 00000	Disability			183.48		183.48-	
24308- 1000- 52500- 1010- 512001- 1411- 00000	UnemploymntComp			168.29		168.29-	
24308- 1000- 52720- 1010- 512001- 1411- 00000	WorkrsCompERFee			15.60		15.60-	
24308- 1000- 56113- 1010- 512001- 0000- 00000	Software			6,360.00		6,360.00-	
Total for Funds 24308, Func 1000 and Expense accounts		.00	.00	166,108.73	.00	166,108.73-	
Funds 24330 - ESSER III, Func 1000 - Instruction							
24330- 1000- 51100- 1010- 512001- 1411- 00000	SalariesExpense,Teachers	74,680.00	74,680.00	35,796.00		38,884.00	
24330- 1000- 51100- 2000- 512001- 1412- 00000	SalariesExpense,Teachers	45,279.00	45,279.00	6,274.56		39,004.44	
24330- 1000- 52111- 1010- 512001- 1411- 00000	EducRetirement	13,555.00	13,555.00	6,497.04		7,057.96	
24330- 1000- 52111- 2000- 512001- 1412- 00000	EducRetirement	8,219.00	8,219.00	1,138.80		7,080.20	
24330- 1000- 52112- 1010- 512001- 1411- 00000	ERARetireeHlth	1,494.00	1,494.00	716.16		777.84	
24330- 1000- 52112- 2000- 512001- 1412- 00000	ERARetireeHlth	906.00	906.00			906.00	
24330- 1000- 52210- 1010- 512001- 1411- 00000	FICA Payments	4,631.00	4,631.00	2,057.28		2,573.72	
24330- 1000- 52210- 2000- 512001- 1412- 00000	FICA Payments	2,808.00	2,808.00	375.84		2,432.16	
24330- 1000- 52220- 1010- 512001- 1411- 00000	MedicarePaymnts	1,084.00	1,084.00	480.96		603.04	
Selection Grouped by Account Type, Filtered by User Permissions, (Org = 120, Online/Offline = N, Period = 1, UnPosted JEs? = N, Assets and Liabilities? = N, Restricted Accts? = Y, Objc Digits = 0, Page Break Lvl =)							

Balances through 07/31/2023						Fiscal Year 2023/24	
Funds- Func- Obj ct - Pr gm- Locat n- JbCl - Opt nl	Description	Adopted Budget	Revised Budget	Encumbered	Expenditure	Account Balance	
Funds 24330 - ESSER III, Func 1000 - Instruction (continued)							
24330- 1000- 52220- 2000- 512001- 1412- 00000	MedicarePaymnts	657.00	657.00			657.00	
24330- 1000- 52311- 1010- 512001- 1411- 00000	Hth&MedPremiums	7,802.00	7,802.00	5,801.76		2,000.24	
24330- 1000- 52311- 2000- 512001- 1412- 00000	Hth&MedPremiums	5,589.00	5,589.00	477.60		5,111.40	
24330- 1000- 52312- 1010- 512001- 1411- 00000	Life	39.00	39.00	15.84		23.16	
24330- 1000- 52312- 2000- 512001- 1412- 00000	Life	21.00	21.00			21.00	
24330- 1000- 52313- 1010- 512001- 1411- 00000	Dental	290.00	290.00	267.12		22.88	
24330- 1000- 52313- 2000- 512001- 1412- 00000	Dental	295.00	295.00			295.00	
24330- 1000- 52314- 1010- 512001- 1411- 00000	Vision	64.00	64.00	37.44		26.56	
24330- 1000- 52314- 2000- 512001- 1412- 00000	Vision	34.00	34.00			34.00	
24330- 1000- 52315- 1010- 512001- 1411- 00000	Disability	53.00	53.00	132.72		79.72-	
24330- 1000- 52500- 1010- 512001- 1411- 00000	UnemploymntComp	120.00	120.00	50.25		69.75	
24330- 1000- 52500- 2000- 512001- 1412- 00000	UnemploymntComp	65.00	65.00			65.00	
24330- 1000- 52710- 1010- 512001- 1411- 00000	WorkersCompPrem	1,047.00	1,047.00		1,597.00	550.00-	
24330- 1000- 52710- 2000- 512001- 1412- 00000	WorkersCompPrem	490.00	490.00		411.00	79.00	
24330- 1000- 52720- 1010- 512001- 1411- 00000	WorkrsCompERFee	12.00	12.00	4.64		7.36	
24330- 1000- 52720- 2000- 512001- 1412- 00000	WorkrsCompERFee	7.00	7.00			7.00	
24330- 1000- 56113- 1010- 512001- 0000- 00000	Software				5,250.00	5,250.00-	
Total for Func 1000 and Expense accounts		169,241.00	169,241.00	60,124.01	7,258.00	101,858.99	
Funds 24330 - ESSER III, Func 2100 - SuppSvcsStudnts							
24330- 2100- 51100- 0000- 512001- 1214- 00000	SalariesExpense,Couns-Soc	50,080.00	50,080.00	49,911.36		168.64	
24330- 2100- 52111- 0000- 512001- 1214- 00000	EducRetirement	9,090.00	9,090.00	9,058.80		31.20	
24330- 2100- 52112- 0000- 512001- 1214- 00000	ERARetireeHlth	1,002.00	1,002.00	998.16		3.84	
24330- 2100- 52210- 0000- 512001- 1214- 00000	FICA Payments	3,105.00	3,105.00	2,989.92		115.08	
24330- 2100- 52220- 0000- 512001- 1214- 00000	MedicarePaymnts	727.00	727.00	699.36		27.64	
24330- 2100- 52311- 0000- 512001- 1214- 00000	Hth&MedPremiums	3,572.00	3,572.00	3,800.40		228.40-	
24330- 2100- 52312- 0000- 512001- 1214- 00000	Life	23.00	23.00	24.00		1.00-	
24330- 2100- 52313- 0000- 512001- 1214- 00000	Dental	85.00	85.00	91.20		6.20-	
24330- 2100- 52314- 0000- 512001- 1214- 00000	Vision	37.00	37.00	39.84		2.84-	
24330- 2100- 52500- 0000- 512001- 1214- 00000	UnemploymntComp	70.00	70.00	71.61		1.61-	
24330- 2100- 52710- 0000- 512001- 1214- 00000	WorkersCompPrem	583.00	583.00		508.00	75.00	
24330- 2100- 52720- 0000- 512001- 1214- 00000	WorkrsCompERFee	7.00	7.00	6.96		.04	
Total for Func 2100 and Expense accounts		68,381.00	68,381.00	67,691.61	508.00	181.39	
Funds 24330 - ESSER III, Func 2600 - Op&MaintofPlant							
24330- 2600- 54416- 0000- 512001- 0000- 00000	CommunicatnSvcs				40.01	40.01-	
Total for Func 2600 and Expense accounts		.00	.00	.00	40.01	40.01-	

Selection Grouped by Account Type, Filtered by User Permissions, (Org = 120, Online/Offline = N, Period = 1, UnPosted JEs? = N, Assets and Liabilities? = N, Restricted Accts? = Y, Objct = 5, Obj Digits = 0, Page Break Lvl =)

Balances through 07/31/2023				Fiscal Year 2023/24		
Funds - Func - Obj ct - Pr gm- Locat n- Jb Cl - Opt nl	Description	Adopted Budget	Revised Budget	Encumbered	Expenditure	Account Balance
Total for Funds 24330		237,622.00	237,622.00	127,815.62	7,806.01	102,000.37
Funds 24349 - ARP Preschool, Func 1000 - Instruction						
24349- 1000- 51100- 2000- 512001- 1412- 00000	SalariesExpense,Teachers	1,034.00	1,034.00			1,034.00
Total for Funds 24349, Func 1000 and Expense accounts		1,034.00	1,034.00	.00	.00	1,034.00
Funds 26207 - CNM Foundation, Func 1000 - Instruction						
26207- 1000- 56118- 1010- 512001- 0000- 00000	GenSuppliesMats	574.00	574.00			574.00
Total for Funds 26207, Func 1000 and Expense accounts		574.00	574.00	.00	.00	574.00
Funds 27107 - 2012GOBondsSB66, Func 2200 - Suppt Svcs Inst						
27107- 2200- 56114- 0000- 512001- 0000- 00000	LibraryAudioVis	2,873.00	2,873.00			2,873.00
Total for Funds 27107, Func 2200 and Expense accounts		2,873.00	2,873.00	.00	.00	2,873.00
Funds 27109 - IM-GAA of 2019, Func 1000 - Instruction						
27109- 1000- 56107- 1010- 512001- 0000- 00000	InsMatCR50%Txbk	3,538.00	3,538.00			3,538.00
Total for Funds 27109, Func 1000 and Expense accounts		3,538.00	3,538.00	.00	.00	3,538.00
Funds 27407 - FII, Func 1000 - Instruction						
27407- 1000- 51100- 1010- 512001- 1411- 00000	SalariesExpense,Teachers			49,420.08		49,420.08-
27407- 1000- 51100- 1010- 512001- 1711- 00000	SalariesExpense,InstAsst1	9,818.00	9,818.00			9,818.00
27407- 1000- 52111- 1010- 512001- 1411- 00000	EducRetirement			8,969.76		8,969.76-
27407- 1000- 52111- 1010- 512001- 1711- 00000	EducRetirement	1,782.00	1,782.00			1,782.00
27407- 1000- 52112- 1010- 512001- 1411- 00000	ERARetireeHlth			988.32		988.32-
27407- 1000- 52112- 1010- 512001- 1711- 00000	ERARetireeHlth	197.00	197.00			197.00
27407- 1000- 52210- 1010- 512001- 1411- 00000	FICA Payments			2,983.20		2,983.20-
27407- 1000- 52210- 1010- 512001- 1711- 00000	FICA Payments	371.00	371.00			371.00
27407- 1000- 52220- 1010- 512001- 1411- 00000	MedicarePaymnts			697.68		697.68-
27407- 1000- 52220- 1010- 512001- 1711- 00000	MedicarePaymnts	143.00	143.00			143.00
27407- 1000- 52311- 1010- 512001- 1411- 00000	Hth&MedPremiums			2,836.80		2,836.80-
27407- 1000- 52311- 1010- 512001- 1711- 00000	Hth&MedPremiums	1,827.00	1,827.00			1,827.00
27407- 1000- 52312- 1010- 512001- 1411- 00000	Life			22.08		22.08-
27407- 1000- 52312- 1010- 512001- 1711- 00000	Life	9.00	9.00			9.00
27407- 1000- 52313- 1010- 512001- 1411- 00000	Dental			168.24		168.24-
27407- 1000- 52314- 1010- 512001- 1411- 00000	Vision			36.72		36.72-
27407- 1000- 52315- 1010- 512001- 1711- 00000	Disability	42.00	42.00			42.00
27407- 1000- 52500- 1010- 512001- 1411- 00000	UnemploymntComp			66.74		66.74-
27407- 1000- 52500- 1010- 512001- 1711- 00000	UnemploymntComp	26.00	26.00			26.00
27407- 1000- 52710- 1010- 512001- 1711- 00000	WorkersCompPrem	163.00	163.00		211.00	48.00-
27407- 1000- 52720- 1010- 512001- 1411- 00000	WorkrsCompERFee			6.44		6.44-

Selection Grouped by Account Type, Filtered by User Permissions, (Org = 120, Online/Offline = N, Period = 1, UnPosted JEs? = N, Assets and Liabilities? = N, Restricted Accts? = Y, Objct = 5, Obj Digits = 0, Page Break Lvl =)

Balances through 07/31/2023						Fiscal Year 2023/24
Funds- Func- Obj ct - Pr gm- Locat n- JbCl - Opt nl	Description	Adopted Budget	Revised Budget	Encumbered	Expenditure	Account Balance
Funds 27407 - FII, Func 1000 - Instruction (continued)						
27407- 1000- 52720- 1010- 512001- 1711- 00000	WorkrsCompERFee	3.00	3.00			3.00
Total for Func 1000 and Expense accounts		14,381.00	14,381.00	66,196.06	211.00	52,026.06-
Funds 27407 - FII, Func 2100 - SuppSvcsStudnts						
27407- 2100- 51100- 0000- 512001- 1214- 00000	SalariesExpense,Couns-Soc	69,600.00	69,600.00			69,600.00
27407- 2100- 52111- 0000- 512001- 1214- 00000	EducRetirement	12,633.00	12,633.00			12,633.00
27407- 2100- 52112- 0000- 512001- 1214- 00000	ERARetireeHlth	1,392.00	1,392.00			1,392.00
27407- 2100- 52210- 0000- 512001- 1214- 00000	FICA Payments	4,316.00	4,316.00			4,316.00
27407- 2100- 52220- 0000- 512001- 1214- 00000	MedicarePaymnts	1,010.00	1,010.00			1,010.00
27407- 2100- 52311- 0000- 512001- 1214- 00000	Hth&MedPremiums	7,751.00	7,751.00			7,751.00
27407- 2100- 52312- 0000- 512001- 1214- 00000	Life	32.00	32.00			32.00
27407- 2100- 52313- 0000- 512001- 1214- 00000	Dental	121.00	121.00			121.00
27407- 2100- 52314- 0000- 512001- 1214- 00000	Vision	53.00	53.00			53.00
27407- 2100- 52315- 0000- 512001- 1214- 00000	Disability	262.00	262.00			262.00
27407- 2100- 52500- 0000- 512001- 1214- 00000	UnemploymntComp	100.00	100.00			100.00
27407- 2100- 52710- 0000- 512001- 1214- 00000	WorkersCompPrem	817.00	817.00		817.00	
27407- 2100- 52720- 0000- 512001- 1214- 00000	WorkrsCompERFee	10.00	10.00			10.00
Total for Func 2100 and Expense accounts		98,097.00	98,097.00	.00	817.00	97,280.00
Total for Funds 27407		112,478.00	112,478.00	66,196.06	1,028.00	45,253.94
Funds 27502 - Next Gen CTE, Func 1000 - Instruction						
27502- 1000- 51100- 1010- 512001- 1411- 00000	SalariesExpense,Teachers	38,715.00	38,715.00			38,715.00
27502- 1000- 51300- 1010- 512001- 1411- 00000	AddtnlCompenstn,Teachers	1,000.00	1,000.00			1,000.00
27502- 1000- 52111- 1010- 512001- 1411- 00000	EducRetirement	7,806.00	7,806.00			7,806.00
27502- 1000- 52112- 1010- 512001- 1411- 00000	ERARetireeHlth	795.00	795.00			795.00
27502- 1000- 52210- 1010- 512001- 1411- 00000	FICA Payments	2,470.00	2,470.00			2,470.00
27502- 1000- 52220- 1010- 512001- 1411- 00000	MedicarePaymnts	577.00	577.00			577.00
27502- 1000- 52311- 1010- 512001- 1411- 00000	Hth&MedPremiums	5,065.00	5,065.00			5,065.00
27502- 1000- 52312- 1010- 512001- 1411- 00000	Life	19.00	19.00			19.00
27502- 1000- 52313- 1010- 512001- 1411- 00000	Dental	184.00	184.00			184.00
27502- 1000- 52314- 1010- 512001- 1411- 00000	Vision	62.00	62.00			62.00
27502- 1000- 52315- 1010- 512001- 1411- 00000	Disability	163.00	163.00			163.00
27502- 1000- 52500- 1010- 512001- 1411- 00000	UnemploymntComp	56.00	56.00			56.00
27502- 1000- 52710- 1010- 512001- 1411- 00000	WorkersCompPrem	367.00	367.00		367.00	
27502- 1000- 52720- 1010- 512001- 1411- 00000	WorkrsCompERFee	6.00	6.00			6.00
Total for Funds 27502, Func 1000 and Expense accounts		57,285.00	57,285.00	.00	367.00	56,918.00
Funds 27901 - Indian Ed Act, Func 1000 - Instruction						

Selection Grouped by Account Type, Filtered by User Permissions, (Org = 120, Online/Offline = N, Period = 1, UnPosted JEs? = N, Assets and Liabilities? = N, Restricted Accts? = Y, Objct = 5, Obj Digits = 0, Page Break Lvl =)

Balances through 07/31/2023						Fiscal Year 2023/24
Funds- Func- Obj ct - Pr gm- Locat n- Jb Cl - Opt nl	Description	Adopted Budget	Revised Budget	Encumbered	Expenditure	Account Balance
Funds 27901 - Indian Ed Act, Func 1000 - Instruction						
27901- 1000- 51100- 1010- 512001- 1411- 00000	SalariesExpense,Teachers	39,536.00	39,536.00			39,536.00
27901- 1000- 52111- 1010- 512001- 1411- 00000	EducRetirement	7,176.00	7,176.00			7,176.00
27901- 1000- 52112- 1010- 512001- 1411- 00000	ERARetireeHlth	791.00	791.00			791.00
27901- 1000- 52210- 1010- 512001- 1411- 00000	FICA Payments	2,452.00	2,452.00			2,452.00
27901- 1000- 52220- 1010- 512001- 1411- 00000	MedicarePaymnts	574.00	574.00			574.00
27901- 1000- 52311- 1010- 512001- 1411- 00000	Hth&MedPremiums	2,889.00	2,889.00			2,889.00
27901- 1000- 52312- 1010- 512001- 1411- 00000	Life	23.00	23.00			23.00
27901- 1000- 52313- 1010- 512001- 1411- 00000	Dental	169.00	169.00			169.00
27901- 1000- 52314- 1010- 512001- 1411- 00000	Vision	37.00	37.00			37.00
27901- 1000- 52500- 1010- 512001- 1411- 00000	UnemploymntComp	70.00	70.00			70.00
27901- 1000- 52710- 1010- 512001- 1411- 00000	WorkersCompPrem	802.00	802.00			802.00
27901- 1000- 52720- 1010- 512001- 1411- 00000	WorkrsCompERFee	7.00	7.00			7.00
Total for Funds 27901, Func 1000 and Expense accounts		54,526.00	54,526.00	.00	.00	54,526.00
Funds 28211 - Covid-19 Test., Func 2100 - SuppSvcsStudnts						
28211- 2100- 56118- 0000- 512001- 0000- 00000	GenSuppliesMats	19,584.00	19,584.00			19,584.00
Total for Funds 28211, Func 2100 and Expense accounts		19,584.00	19,584.00	.00	.00	19,584.00
Funds 29102 - PrivDirGrntsCat, Func 1000 - Instruction						
29102- 1000- 56118- 1010- 512001- 0000- 00000	GenSuppliesMats	168.00	168.00			168.00
Total for Funds 29102, Func 1000 and Expense accounts		168.00	168.00	.00	.00	168.00
Funds 31400 - SpcCapOutlaySt, Func 4000 - Capital Outlay						
31400- 4000- 53414- 0000- 512001- 0000- 00000	OthProfTechSvcs	95,000.00	95,000.00			95,000.00
31400- 4000- 56119- 0000- 512001- 0000- 00000	SupplAssets<\$5k	182,417.00	182,417.00	8,720.09		173,696.91
Total for Funds 31400, Func 4000 and Expense accounts		277,417.00	277,417.00	8,720.09	.00	268,696.91
Funds 31600 - CapImprvmtsHB33, Func 2300 - SupptSvcs-Admin						
31600- 2300- 53712- 0000- 512001- 0000- 00000	CityTaxCollCost	4,600.00	4,600.00		27.49	4,572.51
Total for Func 2300 and Expense accounts		4,600.00	4,600.00	.00	27.49	4,572.51
Funds 31600 - CapImprvmtsHB33, Func 4000 - Capital Outlay						
31600- 4000- 54312- 0000- 512001- 0000- 00000	MntRepBlgsGrnds	284,360.00	284,360.00			284,360.00
31600- 4000- 54640- 0000- 512001- 0000- 00000	RentalLease2Pur	17,209.00	17,209.00			17,209.00
Total for Func 4000 and Expense accounts		301,569.00	301,569.00	.00	.00	301,569.00
Total for Funds 31600		306,169.00	306,169.00	.00	27.49	306,141.51
Funds 31700 - CapImprvmtsSB-9, Func 4000 - Capital Outlay						
31700- 4000- 54315- 0000- 512001- 0000- 00000	MntRepBlgsGrdEq	6,059.00	6,059.00			6,059.00
Total for Funds 31700, Func 4000 and Expense accounts		6,059.00	6,059.00	.00	.00	6,059.00

Selection Grouped by Account Type, Filtered by User Permissions, (Org = 120, Online/Offline = N, Period = 1, UnPosted JEs? = N, Assets and Liabilities? = N, Restricted Accts? = Y, Objct = 5, Obj Digits = 0, Page Break Lvl =)

Balances through 07/31/2023					Fiscal Year 2023/24	
Funds- Func- Obj ct - Pr gm- Locat n- JbCl - Opt nl	Description	Adopted Budget	Revised Budget	Encumbered	Expenditure	Account Balance
Funds 31701 - CapImprvsSB9Loc, Func 2300 - SupptSvcs-Admin						
31701-2300-53712-0000-512001-0000-00000	CityTaxCollCost	9,422.00	9,422.00		13.86	9,408.14
Total for Func 2300 and Expense accounts		9,422.00	9,422.00	.00	13.86	9,408.14
Funds 31701 - CapImprvsSB9Loc, Func 4000 - Capital Outlay						
31701-4000-54315-0000-512001-0000-00000	MntRepBlgsGrdEq	538,686.00	538,686.00			538,686.00
31701-4000-54640-0000-512001-0000-00000	RentalLease2Pur	80,000.00	80,000.00			80,000.00
Total for Func 4000 and Expense accounts		618,686.00	618,686.00	.00	.00	618,686.00
Total for Funds 31701		628,108.00	628,108.00	.00	13.86	628,094.14
Total for Org 120 - Cesar Chavez Community		5,529,206.00	5,529,206.00	2,603,252.72	107,183.41	2,818,769.87

Statement Date 07/31/2023

Cash Object 11011

Status Posted

Journal Entry #

Bank Statement Ending Balance	2,281,094.90	Service Charge	0.00
Less: Uncleared Payments	9,282.84	Interest Earned	0.00
Add: Uncleared Deposits	0.00		
Add: Uncleared Other	0.00	Cleared Payments	313,631.97
Adjusted Bank Balance	2,271,812.06	Cleared Deposits	608,327.93
System Cash Balance	2,271,812.06	Cleared Other	0.00
Add: Unposted Charges and Interest	0.00		
Revised System Cash Balance	2,271,812.06	Submitted By	JYAMAT, 08/24/2023
Difference	0.00	Posted By	CMOORE, 08/25/2023

Uncleared Payments

Issued	Check #	Check Amount	Pay To Name	Vendor ID	Emp ID	Bank Acct
06/29/22	13311	188.25	NM PED - Finance & Operations	001520		120MAIN
10/14/22	13460	10.00	Brown, Robin	010120		120MAIN
12/02/22	13545	650.55	Century Link	001355		120MAIN
05/12/23	13834	401.38	Arness, Tani	000696		120MAIN
05/19/23	13861	15.00	Montoya, Monique	001596		120MAIN
07/19/23	13953	1,206.80	Charter School Nursing	000847		120MAIN
07/26/23	13964	5,250.00	Houghton Mifflin Harcourt Publishing Com	000419		120MAIN
07/27/23	13967	1,011.63	AJF Enterprise Inc	010154		120MAIN
07/27/23	13968	549.23	Arness, Tani	000696		120MAIN
		<u>9,282.84</u>				

Cleared Payments

Issued	Check #	Check Amount	Cleared Amount	Difference	Cleared	Pay To Name	Vendor ID	Emp ID	Bank Acct
06/13/23	13914	281.75	281.75		07/31/23	People's Flower Shops, Inc.	010032		120MAIN
06/13/23	13918	927.00	927.00		07/31/23	Wisconsin Center for EducationResearch Att	001257		120MAIN
06/28/23	13922	13,744.86	13,744.86		07/31/23	ACES	001522		120MAIN
06/28/23	13923	3,208.59	3,208.59		07/31/23	AJF Enterprise Inc	010154		120MAIN
06/28/23	13924	105.00	105.00		07/31/23	Central NM Community College	010014		120MAIN
06/28/23	13925	634.60	634.60		07/31/23	Century Link	001355		120MAIN
06/28/23	13926	2,586.00	2,586.00		07/31/23	Charter School Testing Svcs.	000307		120MAIN
06/28/23	13927	2,693.75	2,693.75		07/31/23	DMH Law LLC	010169		120MAIN
06/28/23	13928	712.50	712.50		07/31/23	LSG and Associates Inc	010013		120MAIN
06/28/23	13929	4,145.75	4,145.75		07/31/23	Nearpod Inc, C/O Stifel Bank Lockbox Servic	010148		120MAIN
06/28/23	13931	2,086.04	2,086.04		07/31/23	ServiceMaster Clean	010125		120MAIN
06/28/23	13933	1,293.00	1,293.00		07/31/23	Charter School Testing Svcs.	000307		120MAIN
06/28/23	13934	385.28	385.28		07/31/23	Cognia	001242		120MAIN

Selection Grouped by Org, Cash Object, Statement Date - Sorted by Item date, Item #, (Org = 120, Cash Object IN ('11011'), Bank Statement Date = 7/31/2023, Uncleared Only? = No)



Statement Date 07/31/2023

Cash Object 11011

Status Posted

Journal Entry #

Cleared Payments (continued)

Issued	Check #	Check Amount	Cleared Amount	Difference	Cleared	Pay To Name	Vendor ID	Emp ID	Bank Acct
06/28/23	13935	493.08	493.08		07/31/23	Crystal Springs Bottled Water	000334		120MAIN
06/28/23	13936	213.74	213.74		07/31/23	EM3 Networks, LLC	010028		120MAIN
06/28/23	13939	32.83	32.83		07/31/23	Sam's Club & Wal-mart	000935		120MAIN
06/30/23	13942	72.73	72.73		07/31/23	Catholic Community Services.	010180		120MAIN
06/30/23	13943	3,719.25	3,719.25		07/31/23	Steamatic of ABQ & Santa Fe	010182		120MAIN
07/03/23	13959	18,371.84	18,371.84		07/31/23	NMPSIA	900001		120MAIN
07/10/23	13921	10,886.78	10,886.78		07/31/23	EFTPS	900004		120MAIN
07/10/23	Batch 07/10/2023	33,394.85	33,394.85		07/31/23				120MAIN
07/19/23	13945	11.13	11.13		07/31/23	ABCWUA	001289		120MAIN
07/19/23	13946	344.98	344.98		07/31/23	ABCWUA	001289		120MAIN
07/19/23	13947	450.00	450.00		07/31/23	ACES	001522		120MAIN
07/19/23	13948	50.00	50.00		07/31/23	TSA Consulting Group, Inc.	001363		120MAIN
07/19/23	13949	145.57	145.57		07/31/23	Verizon Wireless	000658		120MAIN
07/19/23	13950	19,077.33	19,077.33		07/31/23	CCCS Education Foundation	001285		120MAIN
07/19/23	13951	102.56	102.56		07/31/23	Century Link	001355		120MAIN
07/19/23	13952	116.04	116.04		07/31/23	Century Link	001355		120MAIN
07/19/23	13954	1,318.98	1,318.98		07/31/23	EM3 Networks, LLC	010028		120MAIN
07/19/23	13955	140.08	140.08		07/31/23	LaBarge Landscape	010003		120MAIN
07/19/23	13956	31.81	31.81		07/31/23	New Mexico Gas Company	001288		120MAIN
07/20/23	13957	78,882.76	78,882.76		07/31/23	NM Educational RetirementBoard	900005		120MAIN
07/20/23	13958	8,497.22	8,497.22		07/31/23	NM RHC	900006		120MAIN
07/21/23	13960	98.90	98.90		07/31/23	New Mexico Taxation and Revenue Dep:	900013		120MAIN
07/21/23	13961	898.33	898.33		07/31/23	NM Dept of Workforce Solutions	900002		120MAIN
07/21/23	13962	4,862.10	4,862.10		07/31/23	NM Taxation/Revenue Department	900003		120MAIN
07/25/23	13940	7,224.63	7,224.63		07/31/23	EFTPS	900004		120MAIN
07/25/23	13963	3,964.22	3,964.22		07/31/23	EFTPS	900004		120MAIN
07/25/23	Batch 07/25/2023	34,005.51	34,005.51		07/31/23				120MAIN
07/26/23	13965	30.99	30.99		07/31/23	New Mexico Gas Company	001288		120MAIN
07/26/23	13966	30,905.00	30,905.00		07/31/23	NMPSIA-RISK	000511		120MAIN
07/27/23	13969	19,077.33	19,077.33		07/31/23	CCCS Education Foundation	001285		120MAIN
07/27/23	13970	2,587.36	2,587.36		07/31/23	PNM	000528		120MAIN
07/27/23	13971	678.53	678.53		07/31/23	Sam's Club & Wal-mart	000935		120MAIN
07/27/23	13972	141.39	141.39		07/31/23	Verizon Wireless	000658		120MAIN
		313,631.97	313,631.97						

Selection Grouped by Org, Cash Object, Statement Date - Sorted by Item date, Item #, (Org = 120, Cash Object IN ('11011'), Bank Statement Date = 7/31/2023, Uncleared Only? = No)

Statement Date 07/31/2023

Cash Object 11011

Status Posted

Journal Entry #

Cleared Deposits

Deposited	Deposit #	Deposit Amount	Cleared Amount	Difference	Cleared	Bank Acct
07/03/23	Batch 07/03/2023	7,973.00	7,973.00		07/31/23	120MAIN
07/07/23	Batch 07/07/2023	11,805.12	11,805.12		07/31/23	120MAIN
07/10/23	Batch 07/10/2023	12,401.04	12,401.04		07/31/23	120MAIN
07/11/23	Batch 07/11/2023	15,051.38	15,051.38		07/31/23	120MAIN
07/14/23	Batch 07/14/2023	70,730.84	70,730.84		07/31/23	120MAIN
07/17/23	Batch 07/17/2023	37.23	37.23		07/31/23	120MAIN
07/18/23	Batch 07/18/2023	18,350.20	18,350.20		07/31/23	120MAIN
07/20/23	Batch 07/20/2023	14,360.17	14,360.17		07/31/23	120MAIN
07/24/23	Batch 07/24/2023	129,718.03	129,718.03		07/31/23	120MAIN
07/26/23	Batch 07/26/2023	247,213.14	247,213.14		07/31/23	120MAIN
07/27/23	Batch 07/27/2023	52,518.62	52,518.62		07/31/23	120MAIN
07/28/23	Batch 07/28/2023	28,169.16	28,169.16		07/31/23	120MAIN
		608,327.93	608,327.93			

Analyzed Business Checking - PF

Account number: [REDACTED] 4978 ■ July 1, 2023 - July 31, 2023 ■ Page 1 of 4



CEASAR CHAVEZ COMMUNITY SCHOOL
OPERATING ACCOUNT
1325 PALOMAS DR SE
ALBUQUERQUE NM 87108-4718

Questions?

Call your Customer Service Officer or Client Services
1-800-AT WELLS (1-800-289-3557)
5:00 AM TO 6:00 PM Pacific Time Monday - Friday

Online: wellsfargo.com

Write: Wells Fargo Bank, N.A. (585)
P.O. Box 6995
Portland, OR 97228-6995

Account summary

Analyzed Business Checking - PF

Account number	Beginning balance	Total credits	Total debits	Ending balance
[REDACTED] 4978	\$1,986,398.94	\$610,413.97	-\$315,718.01	\$2,281,094.90

Credits

Deposits

Effective date	Posted date	Amount	Transaction detail
07/10	07/11	2,086.04	Reversal of Check Posted 7-10-23 Reposted 7-11-23 as Serial 0000013931 Our Ref: 7-10-23 00000000
		\$2,086.04	Total deposits

Electronic deposits/bank credits

Effective date	Posted date	Amount	Transaction detail
	07/03	7,973.00	State of NEW Mex Vndr Pymt Nmap0001718077 31703 Fy23 State Match 31703 Fy23 State Match
	07/07	11,805.12	State of NEW Mex Vndr Pymt Nmap0001724749 512-000-2223-24101-0005 24101 Title I Part A - Es
	07/10	906.15	State of NEW Mex Vndr Pymt Nmap0001725641 512-000-2223-24174-0004 24174 Carl D Perkins Seco
	07/10	1,205.64	State of NEW Mex Vndr Pymt Nmap0001725647 512-000-2223-24189-0004 24189 Student Supp Academ
	07/10	4,699.46	State of NEW Mex Vndr Pymt Nmap0001725893 512-000-2223-24346-0001 24346 Individuals with Di
	07/10	5,589.79	State of NEW Mex Vndr Pymt Nmap0001725938 512-000-2223-24106-0006 24106 Entitlement Idea-B
	07/11	784.07	State of NEW Mex Vndr Pymt Nmap0001727418 512-000-2223-27502-0004 27502 Career Technical Ed
	07/11	14,267.31	State of NEW Mex Vndr Pymt Nmap0001727096 512-000-2223-27407-0004 27407 Family Income Index
	07/14	31,480.09	State of NEW Mex Vndr Pymt Nmap0001730726 512-000-2223-24308-0003 24308 Crrsa, Esser II 5/1
	07/14	39,250.75	State of NEW Mex Vndr Pymt Nmap0001731122 23-00005 23-00005



Electronic deposits/bank credits (continued)

<i>Effective date</i>	<i>Posted date</i>	<i>Amount</i>	<i>Transaction detail</i>
07/17		37.23	Sandoval County ACH Paymen 1076090 June 2023 Distribution Hb-3
07/18		18,350.20	State of NEW Mex Vndr Pymt Nmap0001733198 512-000-2223-24330-0004 24330 - ARP Esser III 5/1
07/20		19.26	Sandoval County ACH Paymen 1077850 June 2023 Distribution Sb-9
07/20		1,205.50	State of NEW Mex Vndr Pymt Nmap0001736444 512-000-2223-24174-0005 24174 Carl D Perkins Seco
07/20		1,603.99	State of NEW Mex Vndr Pymt Nmap0001736852 512-000-2223-24189-0005 24189 Student Supp Academ
07/20		4,037.93	Bernalillo Count Distr_Pymt Cesar Chavez Community
07/20		7,493.49	State of NEW Mex Vndr Pymt Nmap0001737219 512-000-2223-24346-0003 24346 Individuals with Di
07/24		3,444.00	State of NEW Mex Vndr Pymt Nmap0001739086 512-000-2223-27107-0001 27107 Gob Library 7/1/22-
07/24		3,722.78	State of NEW Mex Vndr Pymt Nmap0001738894 512-000-2223-31400-0002 314 Special Capital Outla
07/24		5,790.06	State of NEW Mex Vndr Pymt Nmap0001738895 512-000-2223-31400-0003 314 Special Capital Outla
07/24		18,329.61	State of NEW Mex Vndr Pymt Nmap0001739212 512-000-2223-27407-0005 27407 Family Income Index
07/24		98,431.58	State of NEW Mex Vndr Pymt Nmap0001738893 512-000-2223-31400-0001 314 Special Capital Outla
07/26		803.71	State of NEW Mex Vndr Pymt Nmap0001741684 512-000-2223-27502-0005 27502 Career Technical Ed
07/26		11,060.49	State of NEW Mex Vndr Pymt Nmap0001739597 512-000-2223-24101-0007 24101 Title I Part A - Es
07/26		41,897.36	State of NEW Mex Vndr Pymt Nmap0001739952 512-000-2223-24308-0004 24308 Crrsa, Esser II 6/1
07/26		193,451.58	State of NEW Mex Vndr Pymt Nmap0001740946 11000 Seg July 2023 11000 Seg July 2023
07/27		52,518.62	Doh Vendorpymt 0726028800 Falling Colors - Reference Number: 0726028800
07/28		5,138.87	State of NEW Mex Vndr Pymt Nmap0001742996 512-000-2223-24154-0002 24154 Teacher/Principal T
07/28		23,030.29	State of NEW Mex Vndr Pymt Nmap0001742710 512-000-2223-24330-0005 24330 - ARP Esser III 6/1
		\$608,327.93	Total electronic deposits/bank credits
		\$610,413.97	Total credits

Debits

Electronic debits/bank debits

<i>Effective date</i>	<i>Posted date</i>	<i>Amount</i>	<i>Transaction detail</i>
07/03		18,371.84	WT Seq454130 State of NEW Mexico, Pu /Bnf=State of NEW Mexico, Public Schools Insuran Srf# Gw00000059507304 Trn#230703454130 Rfb# 552
07/03		32.83 <	Business to Business ACH Debit - Sams Club Syncb Sams Epay 062923 2452205783 6046002049473324
07/03		213.74	Em3Networksllc Webpayment 230630 School
07/06		8,497.22	WT Seq454240 State of NEW Mexico, NE /Bnf=State of NEW Mexico, NEW Mexico Retiree Hea Srf# June 2023 Rhc Trn#230706454240 Rfb# 553



Electronic debits/bank debits (continued)

<i>Effective date</i>	<i>Posted date</i>	<i>Amount</i>	<i>Transaction detail</i>
	07/06	33,394.85	ACH Prep Origintn - Cesar Chavez Com - File 1200948759 Coid 1200948759
	07/07	10,886.78 <	Business to Business ACH Debit - IRS Usatapytmt 070723 270358841965058 Cesar Chavez Community
	07/07	78,882.76 <	Business to Business ACH Debit - Nmerb Web Pay 230706 02336 Cesar Chavez Community
	07/12	30,905.00	WT Seq456665 State of NEW Mexico, Pu /Bnf=State of NEW Mexico, Public Schools Insuran Srf# Nmptia Risk Fy24 Trn#230711456665 Rfb# Fy14-00030
	07/20	19,077.33	WT Fed#01208 Bokf NA /Ftr/Bnf=Cesar Chavez Comm. Sch. Ed. Found. Srf# Lease Payment Trn#230719173364 Rfb# 555
	07/20	22,661.53	ACH Prep Origintn - Cesar Chavez Com - File 1200948759 Coid 1200948759
	07/20	11.13 <	Business to Business ACH Debit - Abcwua Water Aut Web Pay 230719 1578579560 Cesar Chavez Community
	07/20	19.11 <	Business to Business ACH Debit - Abcwua Water Aut Web Pay 230719 5054939560 Cesar Chavez Community
	07/20	325.87 <	Business to Business ACH Debit - Abcwua Water Aut Web Pay 230719 5154939560 Cesar Chavez Community
	07/21	31.81	NM Gas Company Nmgas Web 155825500568066 Cesar Chavez Communi
	07/21	102.56 <	Business to Business ACH Debit - Centurylink Auto Pay 14635819390 x
	07/21	116.04 <	Business to Business ACH Debit - Centurylink Auto Pay 14635819355 x
	07/21	145.57	Achma Visb Bill Pymnt 230720 8541905 Ceasar Chavez Communit
	07/21	1,318.98	Em3Networksllc Webpayment 230720 School
	07/24	11,343.98	ACH Prep Origintn - Cesar Chavez Com - File 1200948759 Coid 1200948759
	07/24	98.90 <	Business to Business ACH Debit - Tax_Rev_Wkc_Ecks Trd Pmnt 230721 xxxxx2640 Cesar Chavez Community
	07/24	898.33 <	Business to Business ACH Debit - State of NM Dws Ui Payment 2339338 Cesar Chavez Community
	07/24	4,862.10 <	Business to Business ACH Debit - Tax_Rev_Wwt_Ecks Trd Pmnt 230721 xxxxx3440 Cesar Chavez Community
	07/25	3,964.22 <	Business to Business ACH Debit - IRS Usatapytmt 072523 270360602280281 Cesar Chavez Community
	07/25	7,224.63 <	Business to Business ACH Debit - IRS Usatapytmt 072523 270360692067433 Cesar Chavez Community
	07/28	19,077.33	WT Fed#02754 Bokf NA /Ftr/Bnf=Cesar Chavez Comm. Sch. Ed. Found. Srf# August Rent Trn#230728122545 Rfb# Inv # 1158
	07/31	30.99	NM Gas Company Nmgas Web 155825500568066 Cesar Chavez Communi
	07/31	141.39	Achma Visb Bill Pymnt 230729 0899029 Ceasar Chavez Communit
	07/31	678.53 <	Business to Business ACH Debit - Sams Club SynCb Sams Epay 072823 2478335728 6046002049473324
	07/31	2,587.36	PNM Web_Pay Jul 23 11991200072823 Cesar Chavez Community
		\$275,902.71	Total electronic debits/bank debits

< Business to Business ACH: If this is a business account, this transaction has a return time frame of one business day from post date. This time frame does not apply to consumer accounts.

Checks paid

<i>Number</i>	<i>Amount</i>	<i>Date</i>	<i>Number</i>	<i>Amount</i>	<i>Date</i>	<i>Number</i>	<i>Amount</i>	<i>Date</i>
331	2,086.04	07/10	13923	3,208.59	07/06	13927	2,693.75	07/10
13914*	281.75	07/05	13924	105.00	07/06	13928	712.50	07/10
13918*	927.00	07/19	13925	634.60	07/10	13929	4,145.75	07/06
13922*	13,744.86	07/05	13926	2,586.00	07/13	13931*	2,086.04	07/11



Checks paid (continued)

<i>Number</i>	<i>Amount</i>	<i>Date</i>	<i>Number</i>	<i>Amount</i>	<i>Date</i>	<i>Number</i>	<i>Amount</i>	<i>Date</i>
13933*	1,293.00	07/13	13942*	72.73	07/12	13948	50.00	07/31
13934	385.28	07/10	13943	3,719.25	07/07	13955*	140.08	07/27
13935	493.08	07/07	13947*	450.00	07/28			
			\$39,815.30	Total checks paid				

* Gap in check sequence.

\$315,718.01 Total debits

Daily ledger balance summary

<i>Date</i>	<i>Balance</i>	<i>Date</i>	<i>Balance</i>	<i>Date</i>	<i>Balance</i>
06/30	1,986,398.94	07/12	1,820,161.28	07/21	1,875,023.79
07/03	1,975,753.53	07/13	1,816,282.28	07/24	1,987,538.51
07/05	1,961,726.92	07/14	1,887,013.12	07/25	1,976,349.66
07/06	1,912,375.51	07/17	1,887,050.35	07/26	2,223,562.80
07/07	1,830,198.76	07/18	1,905,400.55	07/27	2,275,941.34
07/10	1,836,087.63	07/19	1,904,473.55	07/28	2,284,583.17
07/11	1,851,139.01	07/20	1,876,738.75	07/31	2,281,094.90
Average daily ledger balance		\$1,970,022.08			