

**Cesar Chavez Community School
Financial Update
May 30, 2023**

A. BARs

<u>BAR #</u>	<u>Fund Description</u>	<u>Reason/Type</u>	<u>Amount</u>
<u>1</u> 2223-0041-I	23000 - Non Instructional Support	To budget actual revenue	\$ 1,085.00
<u>2</u> 2223-0042-T	11000 - Operational	Transfer budget to function 4000	\$ -
<u>3</u> 2223-0043-D	24101 - Title I	Carryover from SY21,22, & 2023 Allocation	\$ (5,517.00)
<u>4</u> 2223-0044-I	24189 - Title IV	Carryover from SY21,22, & 2023 Allocation	\$ 6.00
<u>5</u> 2223-0045-I	24154 - Title II	Carryover from SY21,22, & 2023 Allocation	\$ 16,811.00
<u>6</u>	Blanket BAR Approval for Final Year-End		

B. Payroll & Accounts Payable Payment Vouchers

1 April 2023

C. Financial Statement Reports - as of April 30, 2023

- 1 Financial Analysis
- 2 Bank Reconciliations

D. Other

Must submit backup for all BARs, except transfers of funds for SEG or direct grants

STATE OF NEW MEXICO
PUBLIC EDUCATION DEPARTMENT
 300 Don Gaspar Santa Fe, NM 87501-2786
Budget Adjustment Request

Doc. ID: 512-000-2223-0041-I
Fund Type: General Fund / Capital Outlay / Debt Service

Adjustment Type: Increase

Fiscal Year: 2022-2023

Entity Name: Cesar Chavez Community School

Adjustment Changes Intent/Scope of Program Yes or No?: No

Contact: Erik Perez, Business Manager

Total Approved Budget (Flowthrough):

Phone: 505-600-5577

Email: erik@k12accounting.com

FLOWTHROUGH ONLY	
Budget Period: 2022-07-01	To: 2023-06-30
A. Approved Carryover:	
B. Total Current Year Allocation:	
D. Total Funding Available:	

Revenue 23000.0000.41920 \$1,085

Fund	Function	Object	Program	Location	Job Class	Present Budget	Adj Amt Exp	Adj Budget	ADD'L FTE
23000 Non-Instructional Support	1000 Instruction	56118 General Supplies and Materials	1010 Regular Education (PreK-12) Programs	512001 Cesar Chavez Community School-Admin Office	0000 No Job Class		\$1,085	\$1,085	
Sub Total							\$1,085		
Indirect Cost									
DOC. TOTAL							\$1,085		

Justification:

To budget actual revenue.

Compliance with Sections 10-15-1 and 22-8-12, NMSA, 1978 Compilation:

A. The requested budget/changes were authorized at a scheduled Board of Education or Governance Council meeting open to the public on:

B. Justification for the transfer: Explanation such as "underbudgeted", "insufficient budget", or "needed to close out Project" ARE NOT ACCEPTABLE. Attach additional sheets if necessary.

ALL TRANSFER BARS MUST NET OUT TO ZERO ON THE DOC. TOTAL LINE.

Must submit backup for all BARs, except transfers of funds for SEG or direct grants

STATE OF NEW MEXICO
PUBLIC EDUCATION DEPARTMENT
 300 Don Gaspar Santa Fe, NM 87501-2786
Budget Adjustment Request

Doc. ID: 512-000-2223-0042-T
Fund Type: General Fund / Capital Outlay / Debt Service

Adjustment Type: Transfer

Fiscal Year: 2022-2023

Entity Name: Cesar Chavez Community School

Adjustment Changes Intent/Scope of Program Yes or No?: No

Contact: Erik Perez, Business Manager

Total Approved Budget (Flowthrough):

Phone: 505-600-5577

Email: erik@k12accounting.com

FLOWTHROUGH ONLY	Budget Period: 2022-07-01	To: 2023-06-30
A. Approved Carryover:		
B. Total Current Year Allocation:		
D. Total Funding Available:		

Fund	Function	Object	Program	Location	Job Class	Present Budget	Adj Amt Exp	Adj Budget	ADD'L FTE
11000 Operational	2500 Central Services	54320 Technology-Related Repairs and Maintenance	0000 No Program	512001 Cesar Chavez Community School-Admin Office	0000 No Job Class	\$74,598	(\$13,000)	\$61,598	
11000 Operational	4000 Capital Outlay	54640 Rental - Lease To Purchase	0000 No Program	512001 Cesar Chavez Community School-Admin Office	0000 No Job Class	\$580,000	\$13,000	\$593,000	
Sub Total							\$0		
Indirect Cost									
DOC. TOTAL							\$0		

Justification:

Transfer budget to function 4000 for the building purchase

Compliance with Sections 10-15-1 and 22-8-12, NMSA, 1978 Compilation:

A. The requested budget/changes were authorized at a scheduled Board of Education or Governance Council meeting open to the public on:

B. Justification for the transfer: Explanation such as "underbudgeted", "insufficient budget", or "needed to close out Project" ARE NOT ACCEPTABLE. Attach additional sheets if necessary.

ALL TRANSFER BARS MUST NET OUT TO ZERO ON THE DOC. TOTAL LINE.

Must submit backup for all BARs,
except transfers of funds for SEG or
direct grants

STATE OF NEW MEXICO
PUBLIC EDUCATION DEPARTMENT
300 Don Gaspar Santa Fe, NM 87501-2786
Budget Adjustment Request

Doc. ID: 512-000-2223-0043-D

Fund Type: Flowthrough

Adjustment Type: Decrease

Fiscal Year: 2022-2023

Entity Name: Cesar Chavez Community School

Adjustment Changes Intent/Scope of Program Yes or No?: No

Contact: Erik Perez, Business Manager

Total Approved Budget (Flowthrough):

Phone: 505-600-5577

Email: erik@k12accounting.com

FLOWTHROUGH ONLY	
Budget Period: 07/01/2022	To: 06/30/2023
A. Approved Carryover:	
B. Total Current Year Allocation:	
D. Total Funding Available:	

Revenue 24101.0000.44500 (\$5,517)

Fund	Function	Object	Program	Location	Job Class	Present Budget	Adj Amt Exp	Adj Budget	ADD'L FTE
24101 Title I Part A - ESEA	1000 Instruction	51100 Salaries Expense	1010 Regular Education (PreK-12) Programs	512001 Cesar Chavez Community School-Admin Office	1711 Instructional Assistants - Grades 1-12	\$63,861	(\$4,449)	\$59,412	
24101 Title I Part A - ESEA	1000 Instruction	52312 Life	1010 Regular Education (PreK-12) Programs	512001 Cesar Chavez Community School-Admin Office	1711 Instructional Assistants - Grades 1-12	\$111	(\$53)	\$58	
24101 Title I Part A - ESEA	1000 Instruction	52313 Dental	1010 Regular Education (PreK-12) Programs	512001 Cesar Chavez Community School-Admin Office	1711 Instructional Assistants - Grades 1-12	\$394	(\$240)	\$154	
24101 Title I Part A - ESEA	1000 Instruction	52314 Vision	1010 Regular Education (PreK-12) Programs	512001 Cesar Chavez Community School-Admin Office	1711 Instructional Assistants - Grades 1-12	\$76	(\$42)	\$34	
24101 Title I Part A - ESEA	1000 Instruction	52315 Disability	1010 Regular Education (PreK-12) Programs	512001 Cesar Chavez Community School-Admin Office	1711 Instructional Assistants - Grades 1-12	\$116	(\$16)	\$100	
24101 Title I Part A - ESEA	1000 Instruction	52500 Unemployment Compensation	1010 Regular Education (PreK-12) Programs	512001 Cesar Chavez Community School-Admin Office	1711 Instructional Assistants - Grades 1-12	\$185	(\$14)	\$171	
24101 Title I Part A - ESEA	1000 Instruction	52720 Workers Compensation Employer's Fee	1010 Regular Education (PreK-12) Programs	512001 Cesar Chavez Community School-Admin Office	1711 Instructional Assistants - Grades 1-12	\$20	(\$4)	\$16	
24101 Title I Part A - ESEA	1000 Instruction	56118 General Supplies and Materials	1010 Regular Education (PreK-12) Programs	512001 Cesar Chavez Community School-Admin Office	0000 No Job Class	\$724	(\$698)	\$26	
24101 Title I Part A - ESEA	2400 Support Services-School Administration	52220 Medicare Payments	0000 No Program	512001 Cesar Chavez Community School-Admin Office	1217 Secretarial/Cler ical/Technical Assistants	\$37	(\$1)	\$36	
Sub Total							(\$5,517)		
Indirect Cost									
DOC. TOTAL							(\$5,517)		

Justification:

Decrease BAR Title I Carryover

Compliance with Sections 10-15-1 and 22-8-12, NMSA, 1978 Compilation:

A. The requested budget/changes were authorized at a scheduled Board of Education or Governance Council meeting open to the public on:

B. Justification for the transfer: Explanation such as "underbudgeted", "insufficient budget", or "needed to close out Project" ARE NOT ACCEPTABLE. Attach additional sheets if necessary.

ALL TRANSFER BARS MUST NET OUT TO ZERO ON THE DOC. TOTAL LINE.

Must submit backup for all BARs, except transfers of funds for SEG or direct grants

STATE OF NEW MEXICO
PUBLIC EDUCATION DEPARTMENT
 300 Don Gaspar Santa Fe, NM 87501-2786
Budget Adjustment Request

Doc. ID: 512-000-2223-0044-I

Fund Type: Flowthrough

Adjustment Type: Increase

Fiscal Year: 2022-2023

Entity Name: Cesar Chavez Community School

Adjustment Changes Intent/Scope of Program Yes or No?: No

Contact: Erik Perez, Business Manager

Total Approved Budget (Flowthrough):

Phone: 505-600-5577

Email: erik@k12accounting.com

FLOWTHROUGH ONLY	
Budget Period: 07/01/2022	To: 06/30/2023
A. Approved Carryover:	
B. Total Current Year Allocation:	
D. Total Funding Available:	

Revenue 24189.0000.44500 \$6

Fund	Function	Object	Program	Location	Job Class	Present Budget	Adj Amt Exp	Adj Budget	ADD'L FTE
24189	2100 Support Services-Students	52111 Educational Retirement	0000 No Program	512001 Cesar Chavez Community School-Admin Office	1214 Guidance Counselors/Social Workers	\$996	\$6	\$1,002	
						Sub Total	\$6		
						Indirect Cost			
						DOC. TOTAL	\$6		

Justification:

Increase BAR Title IV Carryover

Compliance with Sections 10-15-1 and 22-8-12, NMSA, 1978 Compilation:

A. The requested budget/changes were authorized at a scheduled Board of Education or Governance Council meeting open to the public on:

B. Justification for the transfer: Explanation such as "underbudgeted", "insufficient budget", or "needed to close out Project" ARE NOT ACCEPTABLE. Attach additional sheets if necessary.

ALL TRANSFER BARS MUST NET OUT TO ZERO ON THE DOC. TOTAL LINE.

Must submit backup for all BARs,
except transfers of funds for SEG or
direct grants

STATE OF NEW MEXICO
PUBLIC EDUCATION DEPARTMENT
300 Don Gaspar Santa Fe, NM 87501-2786
Budget Adjustment Request

Doc. ID: 512-000-2223-0045-I

Fund Type: Flowthrough

Adjustment Type: Increase

Fiscal Year: 2022-2023

Entity Name: Cesar Chavez Community School

Adjustment Changes Intent/Scope of Program Yes or No?: No

Contact: Erik Perez, Business Manager

Total Approved Budget (Flowthrough):

Phone: 505-600-5577

Email: erik@k12accounting.com

FLOWTHROUGH ONLY	Budget Period: 07/01/2022	To: 06/30/2023
A. Approved Carryover:		
B. Total Current Year Allocation:		
D. Total Funding Available:		

Revenue 24154.0000.41500 \$16,811

Fund	Function	Object	Program	Location	Job Class	Present Budget	Adj Amt Exp	Adj Budget	ADD'L FTE
24154 Teacher/ Principal Training & Recruiting	1000 Instruction	53330 Professional Development	1010 Regular Education (PreK-12) Programs	512001 Cesar Chavez Community School-Admin Office	0000 No Job Class	\$3,113	\$16,811	\$19,924	
Sub Total							\$16,811		
Indirect Cost									
DOC. TOTAL							\$16,811		

Justification:

Increase BAR Title II Carryover

Compliance with Sections 10-15-1 and 22-8-12, NMSA, 1978 Compilation:

A. The requested budget/changes were authorized at a scheduled Board of Education or Governance Council meeting open to the public on:

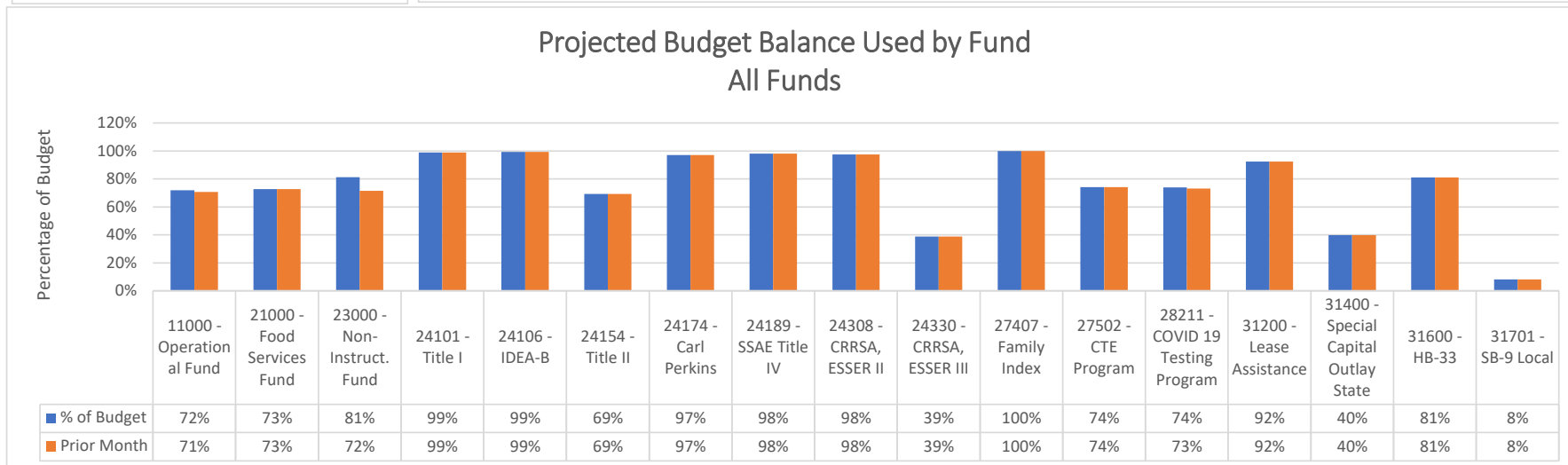
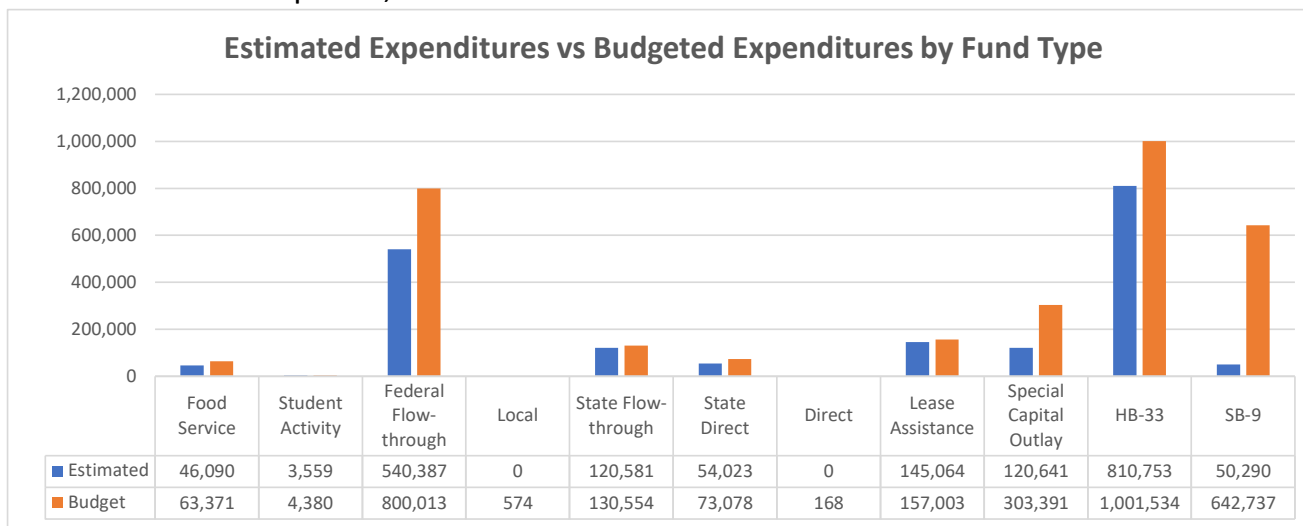
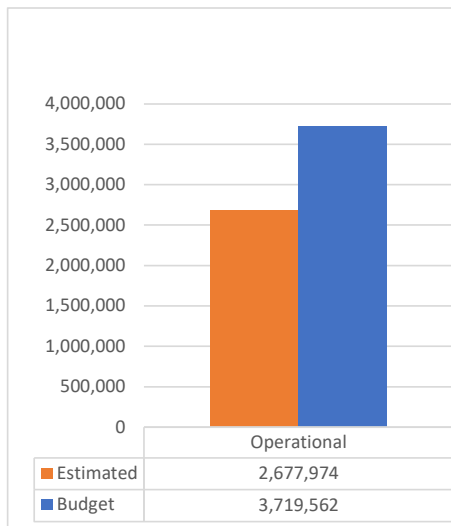
B. Justification for the transfer: Explanation such as "underbudgeted", "insufficient budget", or "needed to close out Project" ARE NOT ACCEPTABLE. Attach additional sheets if necessary.

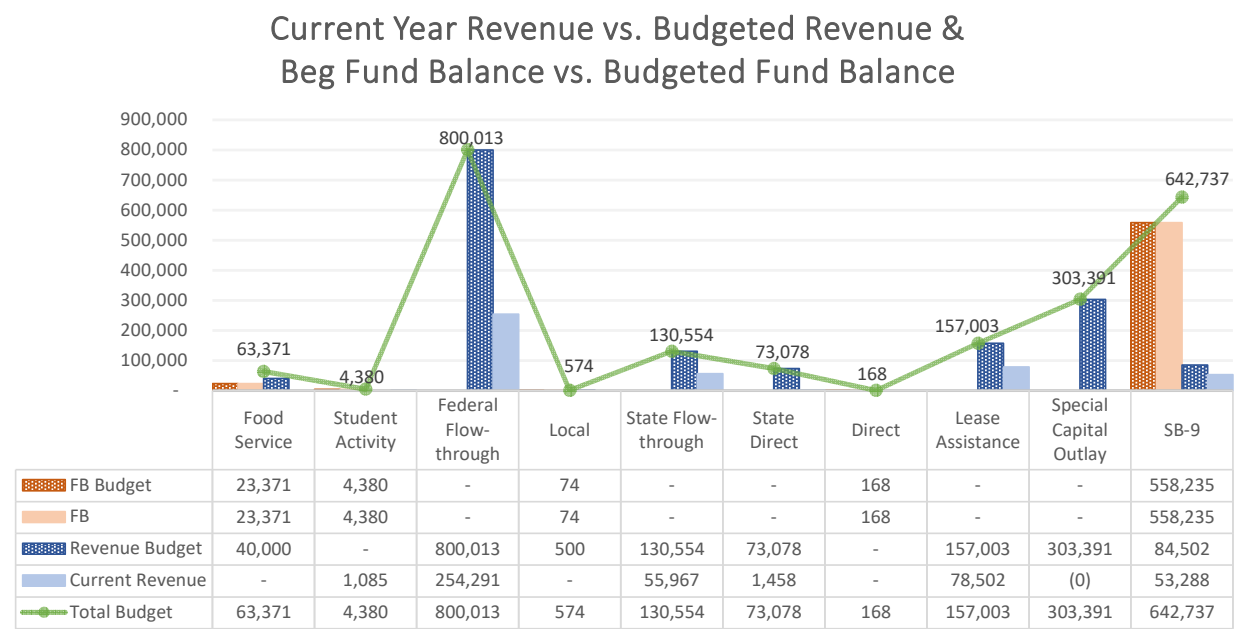
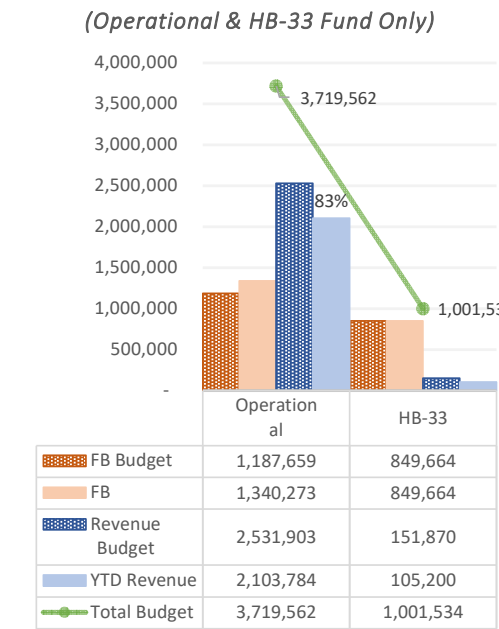
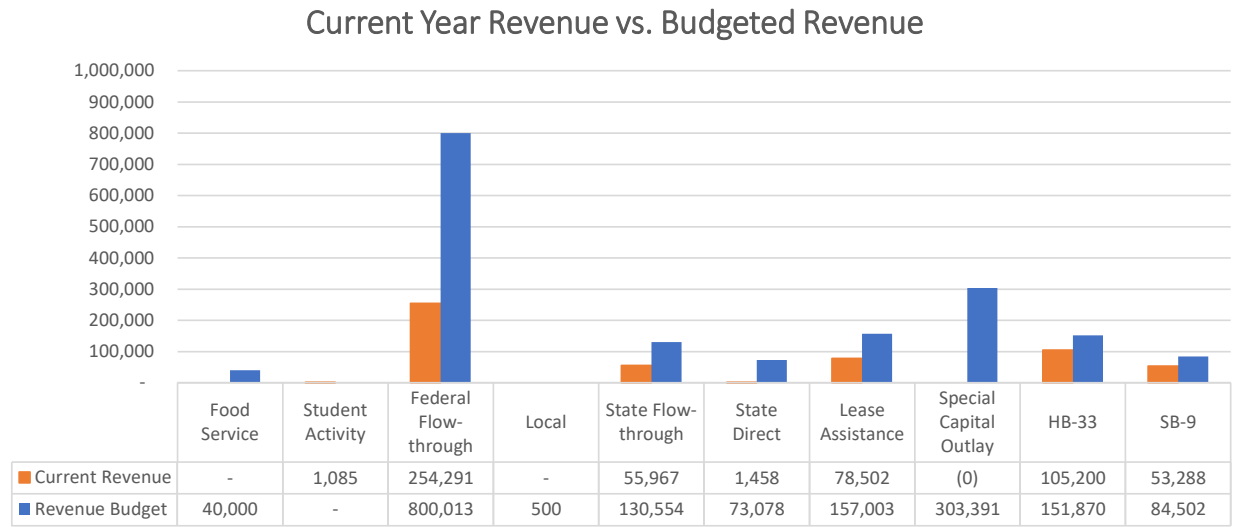
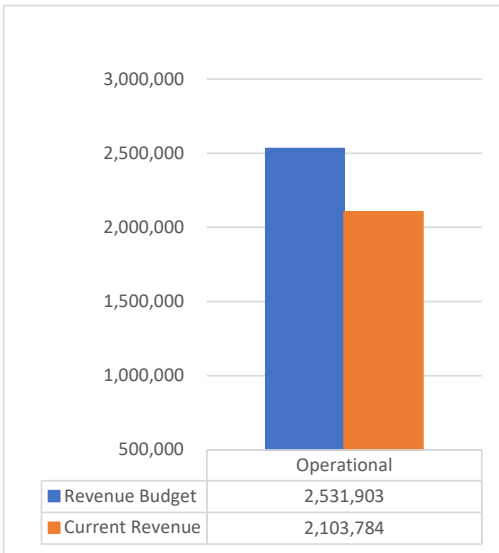
ALL TRANSFER BARS MUST NET OUT TO ZERO ON THE DOC. TOTAL LINE.

Cesar Chavez Community School

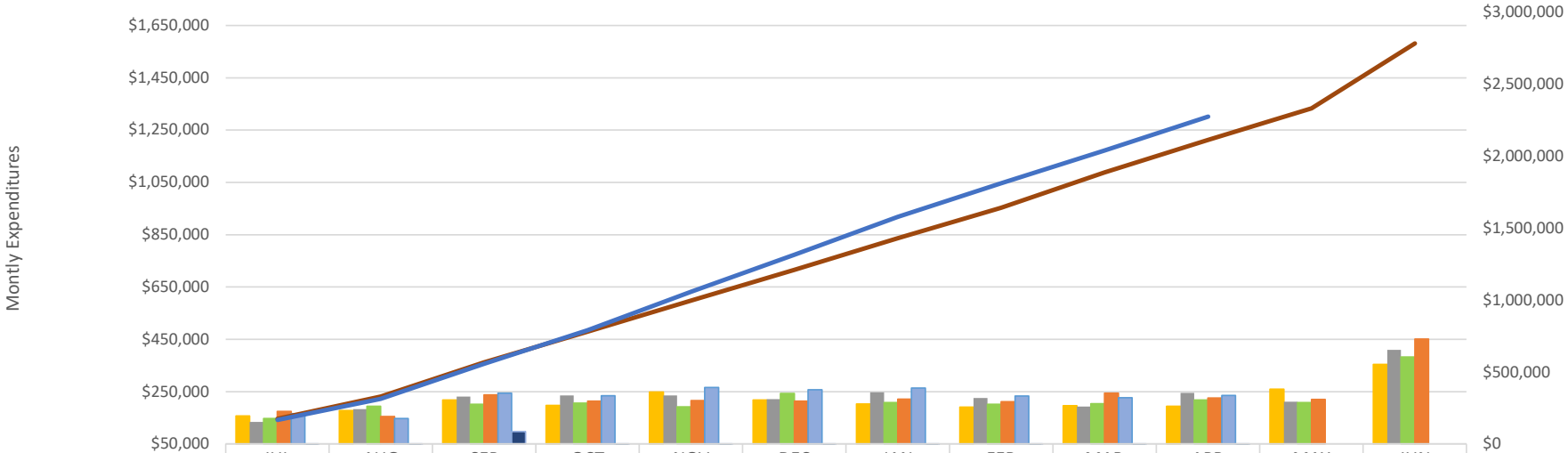
Expenditure Analytical Review

April 30, 2023

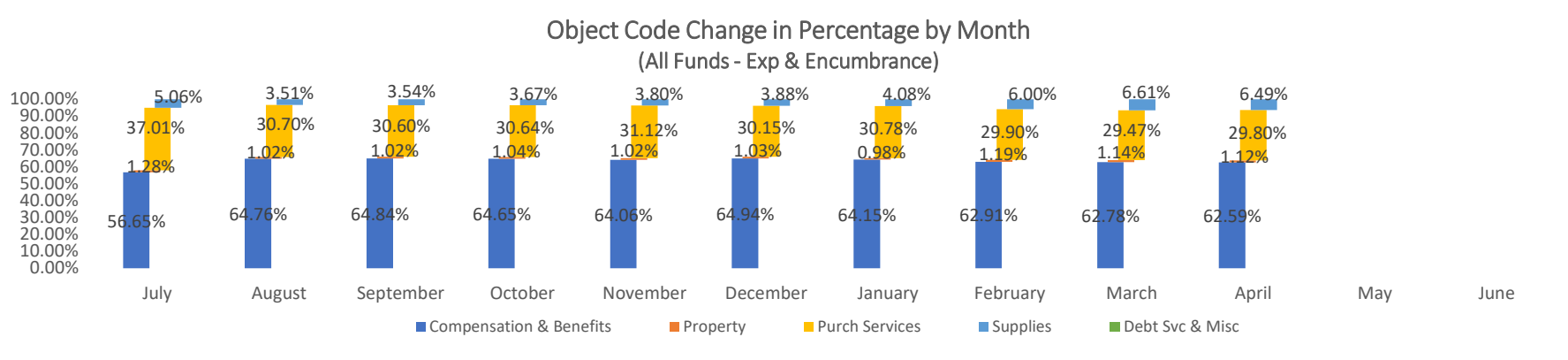
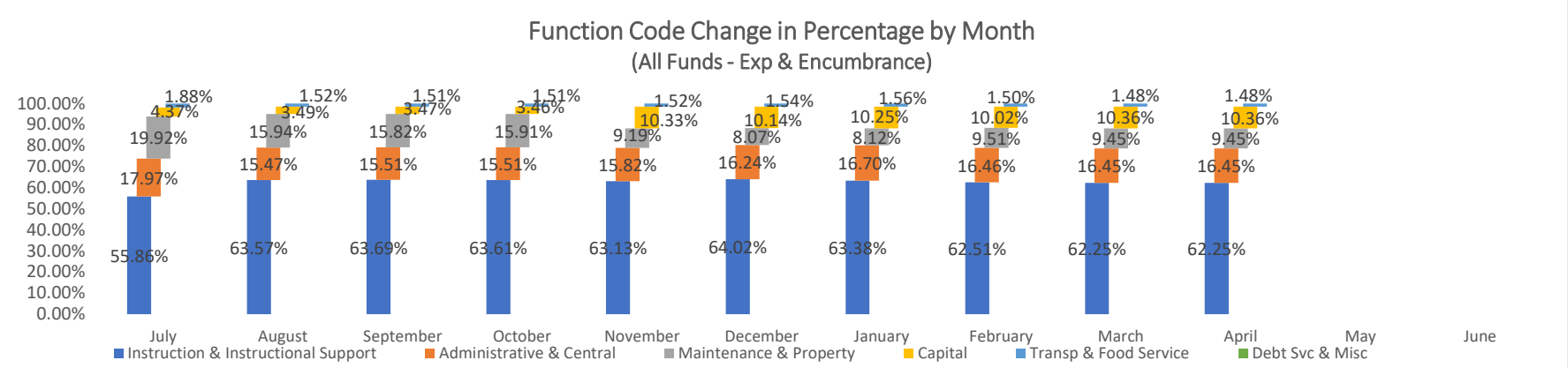
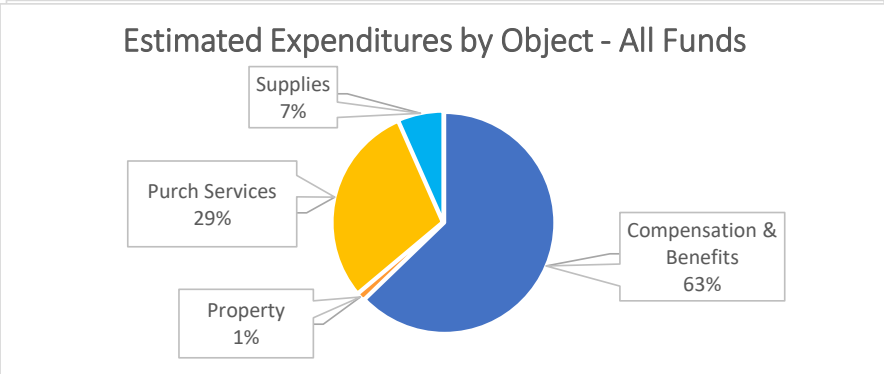
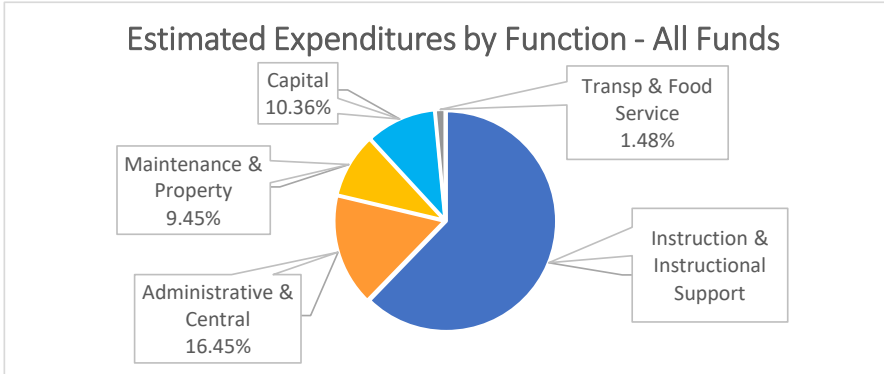




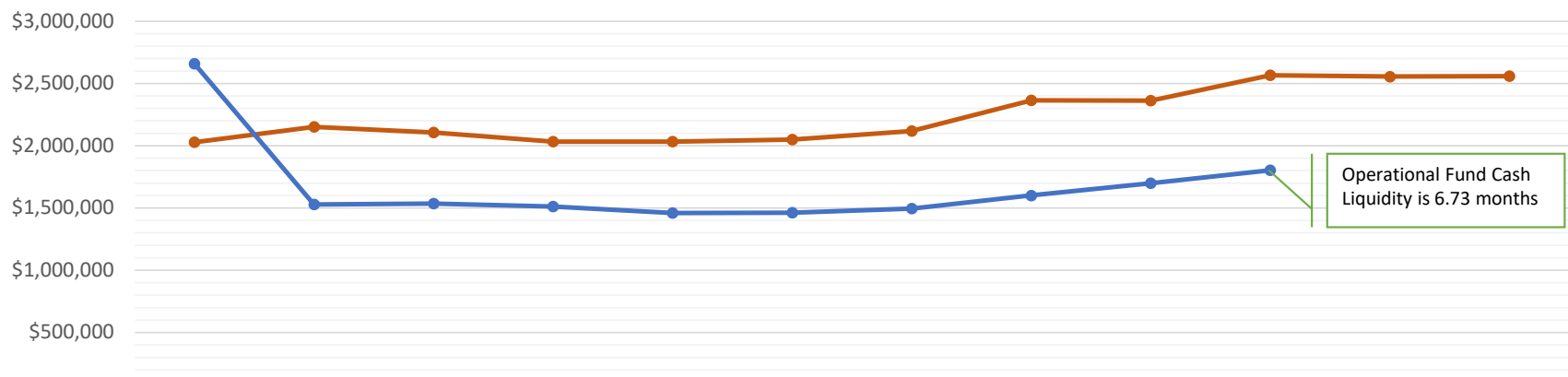
Yearly Expenditure Comparison by Month - All Funds



	JUL	AUG	SEP	OCT	NOV	DEC	JAN	FEB	MAR	APR	MAY	JUN
2018/2019	\$157,336	\$178,124	\$218,087	\$197,529	\$248,551	\$218,090	\$203,174	\$190,529	\$196,757	\$193,933	\$259,969	\$354,577
2019/2020	\$134,593	\$183,117	\$230,967	\$235,254	\$235,913	\$221,046	\$247,751	\$225,609	\$192,644	\$245,131	\$212,029	\$409,935
2020/2021	\$146,788	\$193,621	\$201,567	\$206,435	\$191,743	\$242,615	\$208,239	\$202,214	\$203,663	\$218,418	\$208,192	\$382,718
2021/2022	\$174,250	\$154,657	\$237,922	\$213,328	\$215,427	\$214,021	\$221,286	\$211,638	\$243,855	\$226,061	\$220,439	\$450,564
2022/2023	\$165,606	\$147,177	\$244,041	\$234,270	\$266,280	\$257,813	\$264,238	\$233,357	\$226,361	\$235,038		
Monthly Change	\$0	-\$18,428	\$96,863	-\$9,771	\$32,010	-\$8,467	\$6,425	-\$30,881	-\$6,995	\$8,676		
YTD PY	\$174,250	\$328,908	\$566,829	\$780,157	\$995,585	\$1,209,606	\$1,430,892	\$1,642,531	\$1,886,386	\$2,112,447	\$2,332,886	\$2,783,449
YTD	\$165,606	\$312,783	\$556,823	\$791,093	\$1,057,373	\$1,315,186	\$1,579,424	\$1,812,781	\$2,039,142	\$2,274,179		



Monthly Cash Balance All Funds



	JUL	AUG	SEP	OCT	NOV	DEC	JAN	FEB	MAR	APR	MAY	JUN
—● FY2022	\$2,029,338	\$2,152,112	\$2,107,515	\$2,034,029	\$2,033,393	\$2,049,210	\$2,118,888	\$2,364,120	\$2,361,614	\$2,565,643	\$2,555,792	\$2,558,225
—● FY2023	\$2,659,548	\$1,528,172	\$1,536,319	\$1,511,757	\$1,461,033	\$1,461,818	\$1,495,930	\$1,600,897	\$1,700,124	\$1,803,513		

Checks Dated 04/01/2023 through 04/30/2023

Check Number	Check Date	Pay to the Order of	Check Amount
13751	04/03/2023	Amazon Capital Services, Inc	967.90
13752	04/03/2023	Inian Pueblo Marketing Inc	500.00
13753	04/03/2023	Waste Management of New Mexico	326.00
13754	04/03/2023	Wells Fargo Financial Leasing	1,589.34
13760	04/07/2023	ACES	10,423.15
13761	04/07/2023	ACT, Inc.	1,500.00
13762	04/07/2023	AJF Enterprise Inc	797.04
13763	04/07/2023	CamNet, Inc	7,333.20
13764	04/07/2023	Century Link	103.76
13765	04/07/2023	Century Link	116.12
13766	04/07/2023	Charter School Nursing	2,413.60
13767	04/07/2023	Dions	343.15
13768	04/07/2023	Dry Fly Enterprises, Inc	3,556.45
13769	04/07/2023	Lockbox Services - #0138408 , Powerschool Group LLC	5,250.05
13770	04/07/2023	PNM	1,524.00
13771	04/07/2023	Richard M. Romero Consulting	628.18
13772	04/07/2023	Sam's Club & Wal-mart	658.25
13773	04/07/2023	SG Consulting Services, LLC	628.18
13774	04/07/2023	TSA Consulting Group, Inc.	50.00
13775	04/07/2023	Verizon Wireless	145.65
13776	04/07/2023	Arness, Tani	54.87
13777	04/07/2023	Dry Fly Enterprises, Inc	2,674.80
13778	04/07/2023	Kroger Smiths Customer Charges	67.20
13779	04/07/2023	TSA Consulting Group, Inc.	50.00
13780	04/14/2023	ABCWUA	30.24
13781	04/14/2023	Amazon Capital Services, Inc	2,059.29
13782	04/14/2023	DMH Law LLC	2,693.75
13783	04/14/2023	Ehlert, Karen	3,052.91
13784	04/14/2023	LaBarge Landscape	484.88
13785	04/14/2023	LSG and Associates Inc	918.75
13786	04/14/2023	New Mexico Gas Company	277.57
13787	04/14/2023	Pecos Valley Pizza Inc	191.33
13788	04/14/2023	Wells Fargo Financial Leasing	1,589.34
13789	04/14/2023	ABCWUA	327.31
13790	04/14/2023	EM3 Networks, LLC	131.47
13791	04/20/2023	AJF Enterprise Inc	1,359.05
13792	04/20/2023	Amazon Capital Services, Inc	1,337.70
13793	04/20/2023	Catholic Community Services.	90.98
13794	04/20/2023	Herff Jones LLC	478.02
13795	04/20/2023	Pitney Bowes	301.50
13796	04/20/2023	Cuara-Martinez, Karina S	30.00
13797	04/20/2023	Lang, David	318.10
13800	04/24/2023	NM Taxation/Revenue Department	3,906.16
13801	04/28/2023	ADT Commercial LLC	1,163.13
13802	04/28/2023	Amazon Capital Services, Inc	230.64
13803	04/28/2023	Barnett Aldon Ironworks, Inc	1,780.00
13804	04/28/2023	Century Link	634.60
13805	04/28/2023	Cooperative Educational Services	285.92
13806	04/28/2023	LaBarge Landscape	140.08

The preceding Checks have been issued in accordance with the District's Policy and authorization of the Board of Trustees. It is recommended that the preceding Checks be approved.



Page 1 of 2

Checks Dated 04/01/2023 through 04/30/2023

Check Number	Check Date	Pay to the Order of	Check Amount
13807	04/28/2023	PNM	1,469.02
13808	04/28/2023	Everett, Nathan	50.30
13809	04/28/2023	Johnson Controls Inc	7,359.33 *
Reissued on 05/17/2023			
13823	04/07/2023	NM RHC	3,460.71
13825	04/14/2023	NM Educational RetirementBoard	32,127.14
13845	04/07/2023	NMPSIA	18,333.72
Total Number of Checks			55
			128,313.83

	Count	Amount
Reissue	1	7,359.33
Net Issue		120,954.50

Fund Recap

Fund	Description	Check Count	Expensed Amount
11000	Operational Fund	50	96,677.61
23000	Non-Instruct. Fund	4	1,075.14
24101	Title I - IASA	4	2,369.60
24106	IDEA-B Entitlement	4	1,447.36
24174	Carl Perkins Second. - Current	4	207.72
24189	SSAE Title IV	4	276.49
24308	CRRSA, ESSER II	4	7,295.91
24330	CRRSA, ESSER III	5	5,185.44
27407	Family Income Index	4	3,399.36
27502	Next Gen CTE	4	138.52
28211	NM Schools Covid Test	1	2,059.29
31400	Special Capital Outlay State	1	822.06
Total Number of Checks		55	120,954.50
Less Unpaid Tax Liability			.00
Net (Check Amount)			120,954.50

The preceding Checks have been issued in accordance with the District's Policy and authorization of the Board of Trustees. It is recommended that the preceding Checks be approved.



Bank Account 120MAIN - Wells Fargo Operating Account

Payment Id	Comment					
Check # 13751	11000	04/03/2023	Check Amt	967.90	Status Printed	Amazon Capital Services, Inc (001361/2)
1PTR-L933-6GDD		Office Supplies			11000- 2400- 56118- 0000- 512001- 0000- 00000	331.40
1QL4-WHJP-4J7F		Chromebook Chargers			11000- 1000- 56118- 1010- 512001- 0000- 00000	391.00
1WDX-YVCV-17YG		Classroom Supplies			11000- 1000- 56118- 1010- 512001- 0000- 00000	214.84
1YKK-HDNK-7XYG		Classroom Supplies			11000- 1000- 56118- 1010- 512001- 0000- 00000	30.66
Check # 13752	11000	04/03/2023	Check Amt	500.00	Status Printed	Inian Pueblo Marketing Inc (010185/1)
E15916		Graduation Rental FY23			11000- 1000- 54610- 1010- 512001- 0000- 00000	500.00
Check # 13753	11000	04/03/2023	Check Amt	326.00	Status Printed	Waste Management of New Mexico (001428/1)
0403762-0573-4		Waste Mangement			11000- 2600- 54415- 0000- 512001- 0000- 00000	28.00-
0412299-0573-6		Waste Mangement			11000- 2600- 54415- 0000- 512001- 0000- 00000	354.00
Check # 13754	11000	04/03/2023	Check Amt	1,589.34	Status Printed	Wells Fargo Financial Leasing (000647/2)
5024063849		Copy Machine Lease			11000- 2500- 54620- 0000- 512001- 0000- 00000	1,589.34
* Break in sequence						
Check # 13760	11000	04/07/2023	Check Amt	10,423.15	Status Printed	ACES (001522/2)
10833		Business Manager Services			11000- 2500- 53414- 0000- 512001- 0000- 00000	10,366.90
10922		SPED Conusltant - Christina Baca			11000- 2100- 53211- 2000- 512001- 0000- 00000	56.25
Check # 13761	11000	04/07/2023	Check Amt	1,500.00	Status Printed	ACT, Inc. (000807/2)
32413635		English, Math, Reading Material			11000- 1000- 56112- 1010- 512001- 0000- 00000	1,500.00
Check # 13762	11000	04/07/2023	Check Amt	797.04	Status Printed	AJF Enterprise Inc (010154/1)
10975		Security Services			11000- 2600- 55915- 0000- 512001- 0000- 00000	797.04
Check # 13763	11000	04/07/2023	Check Amt	7,333.20	Status Printed	CamNet, Inc (010184/1)
0023701		20 Chrombooks			11000- 1000- 56119- 1010- 512001- 0000- 00000	7,333.20
Check # 13764	11000	04/07/2023	Check Amt	103.76	Status Printed	Century Link (001355/1)
156 2023 03 28		Phone, Fax Servcie			11000- 2600- 54416- 0000- 512001- 0000- 00000	103.76
Check # 13765	11000	04/07/2023	Check Amt	116.12	Status Printed	Century Link (001355/1)
272 2023 04 01		Phone, Fax Servcie			11000- 2600- 54416- 0000- 512001- 0000- 00000	116.12
Check # 13766	11000	04/07/2023	Check Amt	2,413.60	Status Printed	Charter School Nursing (000847/1)
12312018-601		Nurse Services			11000- 2100- 53414- 0000- 512001- 0000- 00000	2,413.60
Check # 13767	23000	04/07/2023	Check Amt	343.15	Status Printed	Dions (001411/1)
46654		Staff Lunch for In Service 3/13			23000- 1000- 56118- 1010- 512001- 0000- 00000	343.15
Check # 13768	11000	04/07/2023	Check Amt	3,556.45	Status Printed	Dry Fly Enterprses, Inc (010170/1)
IN60981		IT Services FY23			11000- 2500- 54320- 0000- 512001- 0000- 00000	3,556.45
Check # 13769	11000	04/07/2023	Check Amt	5,250.05	Status Printed	Lockbox Services - #0138408 , Powerschool Group LLC (010083/4)

Selection Sorted by Check Number, Inv #, Include Address=No, (Org = 120, Source = N, Pay To = N, Payment Method = N, Starting Check Date = 4/1/2023, Ending Check Date = 4/30/2023, Summary? = N, Sort/Group 1 = , Sort/Group 2 =)



Bank Account 120MAIN - Wells Fargo Operating Account

Payment Id	Comment					
Check # 13769	11000	04/07/2023	Check Amt	5,250.05	Status Printed	Lockbox Services - #0138408 , Powerschool Group LLC (010083/4) - continued
INV341300		PowerSchool Enrollment Express/Ecollect Forms				11000- 2100- 53414- 0000- 512001- 0000- 00000 5,250.05
Check # 13770	11000	04/07/2023	Check Amt	1,524.00	Status Printed	PNM (000528/1)
20230321		Utilities - Electricity				11000- 2600- 54411- 0000- 512001- 0000- 00000 1,524.00
Check # 13771	11000	04/07/2023	Check Amt	628.18	Status Printed	Richard M. Romero Consulting (001407/1)
1869		Lobbyist Services FY23				11000- 2300- 55915- 0000- 512001- 0000- 00000 628.18
Check # 13772	23000	04/07/2023	Check Amt	658.25	Status Printed	Sam's Club & Wal-mart (000935/1)
17832		Refreshments and Snacks for 3/14				23000- 1000- 56118- 1010- 512001- 0000- 00000 51.94
17834		Student Snacks and Refreshments for Week 3/14				23000- 1000- 56118- 1010- 512001- 0000- 00000 428.48
35377		Fruits and snacks for in person classes				11000- 3100- 56116- 0000- 512001- 0000- 00000 23.46
72243		Student Snacks and Refreshments for Week 3/14				23000- 1000- 56118- 1010- 512001- 0000- 00000 154.37
Check # 13773	11000	04/07/2023	Check Amt	628.18	Status Printed	SG Consulting Services, LLC (001409/1)
1002		Lobbyist Services FY23				11000- 2300- 55915- 0000- 512001- 0000- 00000 628.18
Check # 13774	11000	04/07/2023	Check Amt	50.00	Status Printed	TSA Consulting Group, Inc. (001363/1)
92672		Section 403B Admin. Charges				11000- 2500- 55915- 0000- 512001- 0000- 00000 50.00
Check # 13775	11000	04/07/2023	Check Amt	145.65	Status Printed	Verizon Wireless (000658/1)
9930688119		Cell Phone Services				11000- 2600- 54416- 0000- 512001- 0000- 00000 105.64
9930688119A		Hot Spots				24330- 2600- 54416- 0000- 512001- 0000- 00000 40.01
Check # 13776	11000	04/07/2023	Check Amt	54.87	Status Printed	Arness, Tani (000696/1)
77073247		Advertisement Reimbursement				11000- 2300- 55400- 0000- 512001- 0000- 00000 54.87
Check # 13777	11000	04/07/2023	Check Amt	2,674.80	Status Printed	Dry Fly Enterprises, Inc (010170/1)
IN60748		Intercom System				11000- 2500- 56119- 0000- 512001- 0000- 00000 2,674.80
Check # 13778	23000	04/07/2023	Check Amt	67.20	Status Printed	Kroger Smiths Customer Charges (000968/2)
19324422333144		Snacks for ELL Testing				23000- 1000- 56118- 1010- 512001- 0000- 00000 67.20
Check # 13779	11000	04/07/2023	Check Amt	50.00	Status Printed	TSA Consulting Group, Inc. (001363/1)
91591		Section 403B Admin. Charges				11000- 2500- 55915- 0000- 512001- 0000- 00000 50.00
Check # 13780	11000	04/14/2023	Check Amt	30.24	Status Printed	ABCWUA (001289/1)
157216943293		Water Utilities				11000- 2600- 54415- 0000- 512001- 0000- 00000 11.13
505510524637		Water Utilities				11000- 2600- 54415- 0000- 512001- 0000- 00000 19.11
Check # 13781	28211	04/14/2023	Check Amt	2,059.29	Status Printed	Amazon Capital Services, Inc (001361/2)
19W6-P4MG-1C97		PPE Supplies, Face Masks				28211- 2100- 56118- 0000- 512001- 0000- 00000 2,059.29
Check # 13782	11000	04/14/2023	Check Amt	2,693.75	Status Printed	DMH Law LLC (010169/1)
193		FY23 Attorney Fees				11000- 2300- 53413- 0000- 512001- 0000- 00000 2,693.75

Selection Sorted by Check Number, Inv #, Include Address=No, (Org = 120, Source = N, Pay To = N, Payment Method = N, Starting Check Date = 4/1/2023, Ending Check Date = 4/30/2023, Summary? = N, Sort/Group 1 = , Sort/Group 2 =)



Bank Account 120MAIN - Wells Fargo Operating Account

Payment Id	Comment					
Check # 13783	11000	04/14/2023	Check Amt	3,052.91	Status Printed	Ehlert, Karen (010026/1)
23-0005		Charter School Renewal				11000- 2400- 53414- 0000- 512001- 0000- 00000 3,052.91
Check # 13784	11000	04/14/2023	Check Amt	484.88	Status Printed	LaBarge Landscape (010003/1)
44213		Landscaping Services				11000- 2600- 54312- 0000- 512001- 0000- 00000 484.88
Check # 13785	11000	04/14/2023	Check Amt	918.75	Status Printed	LSG and Associates Inc (010013/1)
6821		SLP				11000- 2100- 53212- 2000- 512001- 0000- 00000 918.75
Check # 13786	11000	04/14/2023	Check Amt	277.57	Status Printed	New Mexico Gas Company (001288/1)
20230321		Utilities - Gas				11000- 2600- 54412- 0000- 512001- 0000- 00000 277.57
Check # 13787	11000	04/14/2023	Check Amt	191.33	Status Printed	Pecos Valley Pizza Inc (010178/1)
13328		Pizza for students.				11000- 1000- 53711- 1010- 512001- 0000- 00000 191.33
Check # 13788	11000	04/14/2023	Check Amt	1,589.34	Status Printed	Wells Fargo Financial Leasing (000647/2)
5024490112		Copy Machine Lease				11000- 2500- 54620- 0000- 512001- 0000- 00000 1,589.34
Check # 13789	11000	04/14/2023	Check Amt	327.31	Status Printed	ABCWUA (001289/1)
515295701669		Water Utilities				11000- 2600- 54415- 0000- 512001- 0000- 00000 327.31
Check # 13790	11000	04/14/2023	Check Amt	131.47	Status Printed	EM3 Networks, LLC (010028/1)
15365		Internet Services				11000- 0000- 46100- 0000- 512001- 0000- 00000 1,183.24- 11000- 2600- 54416- 0000- 512001- 0000- 00000 1,314.71
Check # 13791	11000	04/20/2023	Check Amt	1,359.05	Status Printed	AJF Enterprise Inc (010154/1)
10950		Security Services				11000- 2600- 55915- 0000- 512001- 0000- 00000 1,359.05
Check # 13792	31400	04/20/2023	Check Amt	1,337.70	Status Printed	Amazon Capital Services, Inc (001361/2)
19J6-K16H-G1KC		Science Classroom Supplies				11000- 1000- 56118- 1010- 512001- 0000- 00000 63.96
1H6F-17L7-71XF		Office Supplies				11000- 2200- 56118- 0000- 512001- 0000- 00000 131.38
1TMG-99P3-DDXV		RTOF: 19-2149-92149-0009 & 21-2111-512001-002				31400- 4000- 56119- 0000- 512001- 0000- 00000 822.06
1Y7F-WX3G-7LCV		Art Classroom Supplies				11000- 1000- 56118- 1010- 512001- 0000- 00000 320.30
Check # 13793	11000	04/20/2023	Check Amt	90.98	Status Printed	Catholic Community Services. (010180/1)
1691-8987		Interpreter Services				11000- 2100- 53217- 2000- 512001- 0000- 00000 90.98
Check # 13794	11000	04/20/2023	Check Amt	478.02	Status Printed	Herff Jones LLC (000403/3)
1166918		Diplomas and Diploma Covers				11000- 2400- 56118- 0000- 512001- 0000- 00000 478.02
Check # 13795	11000	04/20/2023	Check Amt	301.50	Status Printed	Pitney Bowes (000762/2)
20230414		Postage and Postal Rental				11000- 2500- 56118- 0000- 512001- 0000- 00000 301.50
Check # 13796	23000	04/20/2023	Check Amt	30.00	Status Printed	Cuara-Martinez, Karina S (000936/1)
102584		Reimbursment for Karina Cuara				23000- 1000- 53711- 0000- 512001- 0000- 00000 30.00
Check # 13797	11000	04/20/2023	Check Amt	318.10	Status Printed	Lang, David (001534/1)

Selection Sorted by Check Number, Inv #, Include Address=No, (Org = 120, Source = N, Pay To = N, Payment Method = N, Starting Check Date = 4/1/2023, Ending Check Date = 4/30/2023, Summary? = N, Sort/Group 1 = , Sort/Group 2 =)



Bank Account 120MAIN - Wells Fargo Operating Account

Payment Id	Comment							
Check # 13797	11000	04/20/2023	Check Amt	318.10	Status Printed	Lang, David (001534/1) - continued		
20230303		PD Travel Reimbursement				11000- 1000- 53330- 1010- 512001- 0000- 00000		318.10
* Break in sequence								
Check # 13800	11000	04/24/2023	Check Amt	3,906.16	Status Printed	NM Taxation/Revenue Department (900003/1)		
20230310-REG		NM Taxation/Revenue Department (900003/1) 03/10/2023 (REG)				11000- - 23142- - - -		1,578.78
						24101- - 23142- - - -		68.79
						24106- - 23142- - - -		44.34
						24174- - 23142- - - -		7.60
						24189- - 23142- - - -		10.12
						24308- - 23142- - - -		224.12
						24330- - 23142- - - -		140.17
						27407- - 23142- - - -		102.05
						27502- - 23142- - - -		5.07
20230324-REG		NM Taxation/Revenue Department (900003/1) 03/24/2023 (REG)				11000- - 23142- - - -		1,177.98
						24101- - 23142- - - -		52.16
						24106- - 23142- - - -		42.16
						24174- - 23142- - - -		7.22
						24189- - 23142- - - -		9.61
						24308- - 23142- - - -		210.24
						24330- - 23142- - - -		127.85
						27407- - 23142- - - -		93.09
						27502- - 23142- - - -		4.81
Check # 13801	11000	04/28/2023	Check Amt	1,163.13	Status Printed	ADT Commercial LLC (000534/2)		
149984680		Alarm				11000- 2600- 55915- 0000- 512001- 0000- 00000		326.99
150208649		Alarm				11000- 2600- 55915- 0000- 512001- 0000- 00000		836.14
Check # 13802	11000	04/28/2023	Check Amt	230.64	Status Printed	Amazon Capital Services, Inc (001361/2)		
1TQ6-XTNT-7GQQ		Office Supplies				11000- 2200- 56118- 0000- 512001- 0000- 00000		230.64
Check # 13803	11000	04/28/2023	Check Amt	1,780.00	Status Printed	Barnett Aldon Ironworks, Inc (010188/1)		
18687		Window Bars				11000- 2600- 56119- 0000- 512001- 0000- 00000		1,780.00
Check # 13804	11000	04/28/2023	Check Amt	634.60	Status Printed	Century Link (001355/1)		
636800228		Phone, Fax Service				11000- 2600- 54416- 0000- 512001- 0000- 00000		634.60
Check # 13805	11000	04/28/2023	Check Amt	285.92	Status Printed	Cooperative Educational Services (000327/3)		
36-048266		Diagnosticians				11000- 2100- 53211- 2000- 512001- 0000- 00000		285.92

Selection Sorted by Check Number, Inv #, Include Address=No, (Org = 120, Source = N, Pay To = N, Payment Method = N, Starting Check Date = 4/1/2023, Ending Check Date = 4/30/2023, Summary? = N, Sort/Group 1 = , Sort/Group 2 =)



Bank Account 120MAIN - Wells Fargo Operating Account

Payment Id	Comment							
Check # 13806	11000	04/28/2023	Check Amt	140.08	Status Printed	LaBarge Landscape (010003/1)		
44421	Landscaping Services					11000- 2600- 54312- 0000- 512001- 0000- 00000		140.08
Check # 13807	11000	04/28/2023	Check Amt	1,469.02	Status Printed	PNM (000528/1)		
20230421	Utilities - Electriciy					11000- 2600- 54411- 0000- 512001- 0000- 00000		1,469.02
Check # 13808	11000	04/28/2023	Check Amt	50.30	Status Printed	Everett, Nathan (001561/1)		
P61573700	Reimbursements for facility supplies					11000- 2600- 56118- 0000- 512001- 0000- 00000		50.30
Check # 13809	28211	04/28/2023	Check Amt	7,359.33	Status Reissued	Johnson Controls Inc (010111/1)		
1-128186861229	HEPA Units and Merv Filters					28211- 2600- 54311- 0000- 512001- 0000- 00000		7,359.33
	Reversal of EX23-00652					28211- 2600- 54311- 0000- 512001- 0000- 00000		7,359.33-
* Break in sequence								
Check # 13823	11000	04/07/2023	Check Amt	3,460.71	Status Printed	NM RHC (900006/1)		
20230310-REG	NM RHC (900006/1) 03/10/2023 (REG)					11000- - 23123- - - -		1,126.82
						24101- - 23123- - - -		89.60
						24106- - 23123- - - -		40.00
						24174- - 23123- - - -		6.69
						24189- - 23123- - - -		8.90
						24308- - 23123- - - -		208.35
						24330- - 23123- - - -		139.13
						27407- - 23123- - - -		103.70
						27502- - 23123- - - -		4.46
20230324-REG	NM RHC (900006/1) 03/24/2023 (REG)					11000- - 23123- - - -		1,132.23
						24101- - 23123- - - -		89.60
						24106- - 23123- - - -		40.00
						24174- - 23123- - - -		6.69
						24189- - 23123- - - -		8.90
						24308- - 23123- - - -		208.35
						24330- - 23123- - - -		139.13
						27407- - 23123- - - -		103.70
						27502- - 23123- - - -		4.46
Check # 13824	11000	04/15/2023	Check Amt	32,127.14	Status Voided	NM Educational RetirementBoard (900005/1)		
20230310-REG	NM Educational RetirementBoard (900005/1) 03/10/2023 (REG)					11000- - 23124- - - -		10,460.93
	Reversal of EX23-00672					11000- - 23124- - - -		10,460.93-
						24101- - 23124- - - -		831.73-
	NM Educational RetirementBoard (900005/1) 03/10/2023 (REG)					24101- - 23124- - - -		831.73
Selection Sorted by Check Number, Inv #, Include Address=No, (Org = 120, Source = N, Pay To = N, Payment Method = N, Starting Check Date = 4/1/2023, Ending Check Date = 4/30/2023, Summary? = N, Sort/Group 1 = , Sort/Group 2 =)								

Bank Account 120MAIN - Wells Fargo Operating Account

Payment Id	Comment								
Check # 13824	11000	04/15/2023	Check Amt	32,127.14	Status	Voided	NM Educational RetirementBoard (900005/1) - continued		
20230310-REG		NM Educational RetirementBoard (900005/1) 03/10/2023 (REG)		24106-	-	23124-	-	-	371.32
		Reversal of EX23-00672		24106-	-	23124-	-	-	371.32-
		NM Educational RetirementBoard (900005/1) 03/10/2023 (REG)		24174-	-	23124-	-	-	62.05
		Reversal of EX23-00672		24174-	-	23124-	-	-	62.05-
				24189-	-	23124-	-	-	82.55-
		NM Educational RetirementBoard (900005/1) 03/10/2023 (REG)		24189-	-	23124-	-	-	82.55
				24308-	-	23124-	-	-	1,934.30
		Reversal of EX23-00672		24308-	-	23124-	-	-	1,934.30-
				24330-	-	23124-	-	-	1,291.51-
		NM Educational RetirementBoard (900005/1) 03/10/2023 (REG)		24330-	-	23124-	-	-	1,291.51
				27407-	-	23124-	-	-	962.72
		Reversal of EX23-00672		27407-	-	23124-	-	-	962.72-
				27502-	-	23124-	-	-	41.36-
		NM Educational RetirementBoard (900005/1) 03/10/2023 (REG)		27502-	-	23124-	-	-	41.36
20230324-REG		NM Educational RetirementBoard (900005/1) 03/24/2023 (REG)		11000-	-	23124-	-	-	10,511.11
		Reversal of EX23-00671		11000-	-	23124-	-	-	10,511.11-
				24101-	-	23124-	-	-	831.75-
		NM Educational RetirementBoard (900005/1) 03/24/2023 (REG)		24101-	-	23124-	-	-	831.75
				24106-	-	23124-	-	-	371.32
		Reversal of EX23-00671		24106-	-	23124-	-	-	371.32-
				24174-	-	23124-	-	-	62.05-
		NM Educational RetirementBoard (900005/1) 03/24/2023 (REG)		24174-	-	23124-	-	-	62.05
		Reversal of EX23-00671		24189-	-	23124-	-	-	82.55-
		NM Educational RetirementBoard (900005/1) 03/24/2023 (REG)		24189-	-	23124-	-	-	82.55
				24308-	-	23124-	-	-	1,934.30
		Reversal of EX23-00671		24308-	-	23124-	-	-	1,934.30-
		NM Educational RetirementBoard (900005/1) 03/24/2023 (REG)		24330-	-	23124-	-	-	1,291.51

Bank Account 120MAIN - Wells Fargo Operating Account

Payment Id	Comment								
Check # 13824	11000	04/15/2023	Check Amt	32,127.14	Status	Voided	NM Educational RetirementBoard (900005/1) - continued		
20230324-REG			Reversal of EX23-00671		24330-	- 23124-	-	-	1,291.51-
					27407-	- 23124-	-	-	962.72-
			NM Educational RetirementBoard (900005/1) 03/24/2023 (REG)		27407-	- 23124-	-	-	962.72
			Reversal of EX23-00671		27502-	- 23124-	-	-	41.36-
			NM Educational RetirementBoard (900005/1) 03/24/2023 (REG)		27502-	- 23124-	-	-	41.36
Check # 13825	11000	04/14/2023	Check Amt	32,127.14	Status	Printed	NM Educational RetirementBoard (900005/1)		
20230310-REG			NM Educational RetirementBoard (900005/1) 03/10/2023 (REG)		11000-	- 23124-	-	-	10,460.93
					24101-	- 23124-	-	-	831.73
					24106-	- 23124-	-	-	371.32
					24174-	- 23124-	-	-	62.05
					24189-	- 23124-	-	-	82.55
					24308-	- 23124-	-	-	1,934.30
					24330-	- 23124-	-	-	1,291.51
					27407-	- 23124-	-	-	962.72
					27502-	- 23124-	-	-	41.36
20230324-REG			NM Educational RetirementBoard (900005/1) 03/24/2023 (REG)		11000-	- 23124-	-	-	10,511.11
					24101-	- 23124-	-	-	831.75
					24106-	- 23124-	-	-	371.32
					24174-	- 23124-	-	-	62.05
					24189-	- 23124-	-	-	82.55
					24308-	- 23124-	-	-	1,934.30
					24330-	- 23124-	-	-	1,291.51
					27407-	- 23124-	-	-	962.72
					27502-	- 23124-	-	-	41.36

* Break in sequence

Check # 13845	11000	04/07/2023	Check Amt	18,333.72	Status	Printed	NMPSIA (900001/1)		
20230310-REG			NMPSIA (900001/1) 03/10/2023 (REG)		11000-	- 23125-	-	-	5,777.09
					24101-	- 23125-	-	-	202.99
					24106-	- 23125-	-	-	269.10
					24174-	- 23125-	-	-	27.71
					24189-	- 23125-	-	-	36.93
					24308-	- 23125-	-	-	1,288.12

Selection Sorted by Check Number, Inv #, Include Address=No, (Org = 120, Source = N, Pay To = N, Payment Method = N, Starting Check Date = 4/1/2023, Ending Check Date = 4/30/2023, Summary? = N, Sort/Group 1 = , Sort/Group 2 =)



Bank Account 120MAIN - Wells Fargo Operating Account

Payment Id	Comment								
Check # 13845	11000	04/07/2023	Check Amt	18,333.72	Status Printed	NMPSIA (900001/1) - continued			
20230310-REG	NMPSIA (900001/1) 03/10/2023 (REG)				24330-	- 23125-	-	-	1,008.07
					27407-	- 23125-	-	-	535.68
					27502-	- 23125-	-	-	18.50
20230324-REG	NMPSIA (900001/1) 03/24/2023 (REG)				11000-	- 23125-	-	-	5,485.22
					24101-	- 23125-	-	-	202.98
					24106-	- 23125-	-	-	269.10
					24174-	- 23125-	-	-	27.71
					24189-	- 23125-	-	-	36.93
					24308-	- 23125-	-	-	1,288.12
					24330-	- 23125-	-	-	1,008.06
					27407-	- 23125-	-	-	535.68
					27502-	- 23125-	-	-	18.50
DP23-00009	NMPSIA Adj 2023 03				11000-	- 23125-	-	-	291.84
					11000- 1000- 52313- 2000- 512001- 1412- 00000				.02
					11000- 2100- 52311- 0000- 512001- 1217- 00000				.02
					11000- 2100- 52312- 4025- 512001- 1214- 00000				5.28
					11000- 2300- 52311- 0000- 512001- 1111- 00000				.02
					24106- 1000- 52313- 2000- 512001- 1412- 00000				.02
					24308- 1000- 52315- 1010- 512001- 1411- 00000				.01
					27407- 1000- 52311- 1010- 512001- 1711- 00000				.02
Number of Items	56			160,440.97	Totals for Org 2				

Bank Account 120MAIN - Wells Fargo Operating Account

Payment Id Comment

Number of Items 56 160,440.97 Totals for Org 120 - Cesar Chavez Community

Bank Account 120MAIN - Wells Fargo Operating Account

2023 Org Recap

120 - Cesar Chavez Community

Check #	13751	through	ACH-00003293	Total Count	103	\$265,145.73
---------	-------	---------	--------------	-------------	-----	--------------

11000-11011*					96,677.61-
11000-23123	2,259.05				
11000-23124	20,972.04				
11000-23125	11,554.15				
11000-23142	2,756.76				
11000-46100					1,183.24-
11000-52311	.04				
11000-52312	5.28				
11000-52313	.02				
11000-53211	342.17				
11000-53212	918.75				
11000-53217	90.98				
11000-53330	318.10				
11000-53413	2,693.75				
11000-53414	21,083.46				
11000-53711	191.33				
11000-54312	624.96				
11000-54320	3,556.45				
11000-54411	2,993.02				
11000-54412	277.57				
11000-54415	683.55				
11000-54416	2,274.83				
11000-54610	500.00				
11000-54620	3,178.68				
11000-55400	54.87				
11000-55915	4,675.58				
11000-56112	1,500.00				
11000-56116	23.46				
11000-56118	2,544.00				
11000-56119	11,788.00				
Totals for Fund 11000	97,860.85				97,860.85-
23000-11011*					1,075.14-
23000-53711	30.00				

Selection Sorted by Check Number, Inv #, Include Address=No, (Org = 120, Source = N, Pay To = N, Payment Method = N, Starting Check Date = 4/1/2023, Ending Check Date = 4/30/2023, Summary? = N, Sort/Group 1 = , Sort/Group 2 =)



Bank Account 120MAIN - Wells Fargo Operating Account

2023 Org Recap (continued)

120 - Cesar Chavez Community

Check # 13751 through ACH-00003293 Total Count 103 \$265,145.73 (continued)

23000-56118	1,045.14	
Totals for Fund 23000	1,075.14	1,075.14-
24101-11011*		2,369.60-
24101-23123	179.20	
24101-23124	1,663.48	
24101-23125	405.97	
24101-23142	120.95	
Totals for Fund 24101	2,369.60	2,369.60-
24106-11011*		1,447.36-
24106-23123	80.00	
24106-23124	742.64	
24106-23125	538.20	
24106-23142	86.50	
24106-52313	.02	
Totals for Fund 24106	1,447.36	1,447.36-
24174-11011*		207.72-
24174-23123	13.38	
24174-23124	124.10	
24174-23125	55.42	
24174-23142	14.82	
Totals for Fund 24174	207.72	207.72-
24189-11011*		276.49-
24189-23123	17.80	
24189-23124	165.10	
24189-23125	73.86	
24189-23142	19.73	
Totals for Fund 24189	276.49	276.49-
24308-11011*		7,295.91-
24308-23123	416.70	
24308-23124	3,868.60	
24308-23125	2,576.24	
24308-23142	434.36	

Bank Account 120MAIN - Wells Fargo Operating Account

2023 Org Recap (continued)

120 - Cesar Chavez Community

Check #	13751	through	ACH-00003293	Total Count	103	\$265,145.73	(continued)
---------	-------	---------	--------------	-------------	-----	--------------	-------------

24308-52315	.01	
Totals for Fund 24308	7,295.91	7,295.91-
24330-11011*		5,185.44-
24330-23123	278.26	
24330-23124	2,583.02	
24330-23125	2,016.13	
24330-23142	268.02	
24330-54416	40.01	
Totals for Fund 24330	5,185.44	5,185.44-
27407-11011*		3,399.36-
27407-23123	207.40	
27407-23124	1,925.44	
27407-23125	1,071.36	
27407-23142	195.14	
27407-52311	.02	
Totals for Fund 27407	3,399.36	3,399.36-
27502-11011*		138.52-
27502-23123	8.92	
27502-23124	82.72	
27502-23125	37.00	
27502-23142	9.88	
Totals for Fund 27502	138.52	138.52-
28211-11011*		2,059.29-
28211-54311	.00	.00
28211-56118	2,059.29	
Totals for Fund 28211	2,059.29	2,059.29-
31400-11011*		822.06-
31400-56119	822.06	
Totals for Fund 31400	822.06	822.06-
Totals for Org 120	122,137.74	122,137.74-
Net change to Cash 11011		120,954.50- Credit

* denotes System Generated entry

Selection Sorted by Check Number, Inv #, Include Address=No, (Org = 120, Source = N, Pay To = N, Payment Method = N, Starting Check Date = 4/1/2023, Ending Check Date = 4/30/2023, Summary? = N, Sort/Group 1 = , Sort/Group 2 =)



2023 Org Recap (continued)

Number of Items	56	160,440.97	Report Totals
------------------------	-----------	-------------------	----------------------

Finance Committee Documents

Balances through 04/30/2023					Fiscal Year 2022/23	
Funds- Func- Obj ct - Pr gm- Locat n- JbCl - Opt nl	Description	Adopted Budget	Revised Budget	Revenue	Account Balance	
Funds 11000 - Operational, Func 0000 - NoFunctionCode						
11000- 0000- 41701- 0000- 512001- 0000- 00000	Fees-Activities			30.00	30.00-	
11000- 0000- 41920- 0000- 512001- 0000- 00000	PrivContrbsDntn			864.00	864.00-	
11000- 0000- 41980- 0000- 512001- 0000- 00000	RefPriorYearExp			228.42	228.42-	
11000- 0000- 43101- 0000- 512001- 0000- 00000	StEqulzGuarantee	2,485,863.00	2,517,918.00	2,090,818.75	427,099.25	
11000- 0000- 46100- 0000- 512001- 0000- 00000	AccessBrdE-Rate	13,985.00	13,985.00	11,843.04	2,141.96	
Total for Funds 11000, Func 0000 and Revenue accounts		2,499,848.00	2,531,903.00	2,103,784.21	428,118.79	
Funds 21000 - Food Svcs, Func 0000 - NoFunctionCode						
21000- 0000- 44500- 0000- 512001- 0000- 00000	ResGtsFedThruSt	40,000.00	40,000.00	4,945.58	35,054.42	
Total for Funds 21000, Func 0000 and Revenue accounts		40,000.00	40,000.00	4,945.58	35,054.42	
Funds 23000 - Non-InstrectSupp, Func 0000 - NoFunctionCode						
23000- 0000- 41920- 0000- 512001- 0000- 00000	PrivContrbsDntn			1,085.00	1,085.00-	
Total for Funds 23000, Func 0000 and Revenue accounts		.00	.00	1,085.00	1,085.00-	
Funds 24101 - Title I - IASA, Func 0000 - NoFunctionCode						
24101- 0000- 44500- 0000- 512001- 0000- 00000	ResGtsFedThruSt	95,851.00	95,851.00	43,854.07	51,996.93	
24101- 0000- 44504- 0000- 512001- 0000- 00000	Revenue			23,332.54	23,332.54-	
Total for Funds 24101, Func 0000 and Revenue accounts		95,851.00	95,851.00	67,186.61	28,664.39	
Funds 24106 - IDEABEntitlemnt, Func 0000 - NoFunctionCode						
24106- 0000- 44500- 0000- 512001- 0000- 00000	ResGtsFedThruSt	42,310.00	42,310.00	17,913.18	24,396.82	
24106- 0000- 44504- 0000- 512001- 0000- 00000	Revenue	4,044.00	4,044.00	26,349.89	22,305.89-	
Total for Funds 24106, Func 0000 and Revenue accounts		46,354.00	46,354.00	44,263.07	2,090.93	
Funds 24154 - TchPrinTrainRec, Func 0000 - NoFunctionCode						
24154- 0000- 44500- 0000- 512001- 0000- 00000	ResGtsFedThruSt	7,419.00	7,419.00		7,419.00	
24154- 0000- 44504- 0000- 512001- 0000- 00000	Revenue			18.72	18.72-	
Total for Funds 24154, Func 0000 and Revenue accounts		7,419.00	7,419.00	18.72	7,400.28	
Funds 24174 - CP-Second-Curr, Func 0000 - NoFunctionCode						
24174- 0000- 44500- 0000- 512001- 0000- 00000	ResGtsFedThruSt	7,529.00	7,529.00	2,773.00	4,756.00	
24174- 0000- 44504- 0000- 512001- 0000- 00000	Revenue			5,243.88	5,243.88-	
Total for Funds 24174, Func 0000 and Revenue accounts		7,529.00	7,529.00	8,016.88	487.88-	
Funds 24189 - SSAE Title IV, Func 0000 - NoFunctionCode						
24189- 0000- 44500- 0000- 512001- 0000- 00000	ResGtsFedThruSt	10,000.00	10,000.00	4,578.38	5,421.62	
24189- 0000- 44504- 0000- 512001- 0000- 00000	Revenue			4,317.89	4,317.89-	

Selection Grouped by Account Type, Filtered by User Permissions, (Org = 120, Online/Offline = N, Period = 10, UnPosted JEs? = N, Assets and Liabilities? = N, Restricted Accts? = Y, Objct = 4, Obj Digits = 0, Page Break Lvl =)

Balances through 04/30/2023				Fiscal Year 2022/23	
Funds- Func- Obj ct - Pr gm- Locat n- JbCl - Opt nl	Description	Adopted Budget	Revised Budget	Revenue	Account Balance
Total for Funds 24189, Func 0000 and Revenue accounts		10,000.00	10,000.00	8,896.27	1,103.73
Funds 24301 - CARES Act, Func 0000 - NoFunctionCode					
24301- 0000- 44504- 0000- 512001- 0000- 00000	Revenue			1.50	1.50-
Total for Funds 24301, Func 0000 and Revenue accounts		.00	.00	1.50	1.50-
Funds 24308 - CRRSA, ESSER II, Func 0000 - NoFunctionCode					
24308- 0000- 44500- 0000- 512001- 0000- 00000	ResGtsFedThruSt	228,367.00	232,549.00	120,383.03	112,165.97
24308- 0000- 44504- 0000- 512001- 0000- 00000	Revenue			15,917.86	15,917.86-
Total for Funds 24308, Func 0000 and Revenue accounts		228,367.00	232,549.00	136,300.89	96,248.11
Funds 24316 - Air Quality R2, Func 0000 - NoFunctionCode					
24316- 0000- 44504- 0000- 512001- 0000- 00000	Revenue			2,520.00	2,520.00-
Total for Funds 24316, Func 0000 and Revenue accounts		.00	.00	2,520.00	2,520.00-
Funds 24330 - ESSER III, Func 0000 - NoFunctionCode					
24330- 0000- 44500- 0000- 512001- 0000- 00000	ResGtsFedThruSt	371,587.00	388,118.00	64,789.70	323,328.30
24330- 0000- 44504- 0000- 512001- 0000- 00000	Revenue			149,901.71	149,901.71-
Total for Funds 24330, Func 0000 and Revenue accounts		371,587.00	388,118.00	214,691.41	173,426.59
Funds 24346 - IDEA-ARP, Func 0000 - NoFunctionCode					
24346- 0000- 44500- 0000- 512001- 0000- 00000	ResGtsFedThruSt		12,193.00		12,193.00
Total for Funds 24346, Func 0000 and Revenue accounts		.00	12,193.00	.00	12,193.00
Funds 26207 - CNM Foundation, Func 0000 - NoFunctionCode					
26207- 0000- 41921- 0000- 512001- 0000- 00000	InstCategorical	500.00	500.00		500.00
Total for Funds 26207, Func 0000 and Revenue accounts		500.00	500.00	.00	500.00
Funds 27107 - 2012GOBondsSB66, Func 0000 - NoFunctionCode					
27107- 0000- 43204- 0000- 512001- 0000- 00000	PriorYearBalnce	6,317.00	6,317.00		6,317.00
Total for Funds 27107, Func 0000 and Revenue accounts		6,317.00	6,317.00	.00	6,317.00
Funds 27407 - FII, Func 0000 - NoFunctionCode					
27407- 0000- 43202- 0000- 512001- 0000- 00000	StFlowThruGrant	115,340.00	115,340.00	53,356.30	61,983.70
27407- 0000- 43204- 0000- 512001- 0000- 00000	PriorYearBalnce			37,131.83	37,131.83-
Total for Funds 27407, Func 0000 and Revenue accounts		115,340.00	115,340.00	90,488.13	24,851.87
Funds 27414 - PedAutEquipment, Func 0000 - NoFunctionCode					
27414- 0000- 43202- 0000- 512001- 0000- 00000	StFlowThruGrant		1,612.00		1,612.00
Total for Funds 27414, Func 0000 and Revenue accounts		.00	1,612.00	.00	1,612.00
Funds 27502 - Next Gen CTE, Func 0000 - NoFunctionCode					

Selection Grouped by Account Type, Filtered by User Permissions, (Org = 120, Online/Offline = N, Period = 10, UnPosted JEs? = N, Assets and Liabilities? = N, Restricted Accts? = Y, Objct = 4, Obj Digits = 0, Page Break Lvl =)

Balances through 04/30/2023					Fiscal Year 2022/23	
Funds- Func- Obj ct - Pr gm- Locat n- JbCl - Opt nl	Description	Adopted Budget	Revised Budget	Revenue	Account Balance	
Funds 27502 - Next Gen CTE, Func 0000 - NoFunctionCode						
27502- 0000- 43202- 0000- 512001- 0000- 00000	StFlowThruGrant	7,285.00	7,285.00	2,611.06	4,673.94	
27502- 0000- 43204- 0000- 512001- 0000- 00000	PriorYearBalnce			7,247.67	7,247.67-	
Total for Funds 27502, Func 0000 and Revenue accounts		7,285.00	7,285.00	9,858.73	2,573.73-	
Funds 28211 - Covid-19 Test., Func 0000 - NoFunctionCode						
28211- 0000- 43203- 0000- 512001- 0000- 00000	St.DirectGrants		73,078.00	4,200.20	68,877.80	
Total for Funds 28211, Func 0000 and Revenue accounts		.00	73,078.00	4,200.20	68,877.80	
Funds 31200 - PubSchCapOutlay, Func 0000 - NoFunctionCode						
31200- 0000- 43209- 0000- 512001- 0000- 00000	PSCOC Awards		157,003.00	156,440.50	562.50	
Total for Funds 31200, Func 0000 and Revenue accounts		.00	157,003.00	156,440.50	562.50	
Funds 31400 - SpcCapOutlaySt, Func 0000 - NoFunctionCode						
31400- 0000- 43204- 0000- 512001- 0000- 00000	PriorYearBalnce	210,151.00	303,391.00	59,935.90	243,455.10	
Total for Funds 31400, Func 0000 and Revenue accounts		210,151.00	303,391.00	59,935.90	243,455.10	
Funds 31600 - CapImprvmtsHB33, Func 0000 - NoFunctionCode						
31600- 0000- 41110- 0000- 512001- 0000- 00000	AdValoremTaxDst	151,870.00	151,870.00	105,199.56	46,670.44	
Total for Funds 31600, Func 0000 and Revenue accounts		151,870.00	151,870.00	105,199.56	46,670.44	
Funds 31700 - CapImprvmtsSB-9, Func 0000 - NoFunctionCode						
31700- 0000- 43204- 0000- 512001- 0000- 00000	PriorYearBalnce	6,059.00	6,059.00		6,059.00	
Total for Funds 31700, Func 0000 and Revenue accounts		6,059.00	6,059.00	.00	6,059.00	
Funds 31701 - CapImprvsSB9Loc, Func 0000 - NoFunctionCode						
31701- 0000- 41110- 0000- 512001- 0000- 00000	AdValoremTaxDst	78,443.00	78,443.00	53,288.17	25,154.83	
Total for Funds 31701, Func 0000 and Revenue accounts		78,443.00	78,443.00	53,288.17	25,154.83	
Total for Org 120 - Cesar Chavez Community		3,882,920.00	4,272,814.00	3,071,121.33	1,201,692.67	

Balances through 04/30/2023						Fiscal Year 2022/23	
Funds- Func- Obj ct - Pr gm- Locat n- JbCl - Opt nl	Description	Adopted Budget	Revised Budget	Encumbered	Expenditure	Account Balance	
Funds 11000 - Operational, Func 1000 - Instruction							
11000- 1000- 51100- 0000- 512001- 1611- 00000	SalariesExpense,SubsSickL				84.00	84.00-	
11000- 1000- 51100- 0000- 512001- 1711- 00000	SalariesExpense,InstAsst1				33.25	33.25-	
11000- 1000- 51100- 1010- 512001- 1411- 00000	SalariesExpense,Teachers	293,776.00	293,776.00	82,042.15	175,559.33	36,174.52	
11000- 1000- 51100- 1010- 512001- 1711- 00000	SalariesExpense,InstAsst1			3,695.44	9,657.77	13,353.21-	
11000- 1000- 51100- 2000- 512001- 1412- 00000	SalariesExpense,Teachers	176,524.00	176,524.00	56,320.74	136,144.32	15,941.06-	
11000- 1000- 51300- 1010- 512001- 1411- 00000	AddtnlCompenstn,Teachers	28,337.00	28,337.00	6,094.83	17,115.05	5,127.12	
11000- 1000- 51300- 1010- 512001- 1711- 00000	AddtnlCompenstn,InstAsst1	8,000.00	10,501.00	3,342.57	9,957.67	2,799.24-	
11000- 1000- 51300- 2000- 512001- 1412- 00000	AddtnlCompenstn,Teachers			245.00	1,890.00	2,135.00-	
11000- 1000- 51300- 4010- 512001- 1416- 00000	AddtnlCompenstn,TeachersO	5,000.00	5,000.00			5,000.00	
11000- 1000- 51300- 4040- 512001- 1411- 00000	AddtnlCompenstn,Teachers	21,000.00	21,000.00			21,000.00	
11000- 1000- 51300- 9000- 512001- 1411- 00000	AddtnlCompenstn,Teachers	825.00	825.00			825.00	
11000- 1000- 52111- 0000- 512001- 1611- 00000	EducRetirement				14.40	14.40-	
11000- 1000- 52111- 0000- 512001- 1711- 00000	EducRetirement				5.70	5.70-	
11000- 1000- 52111- 1010- 512001- 1411- 00000	EducRetirement	51,788.00	51,788.00	14,989.34	32,267.71	4,530.95	
11000- 1000- 52111- 1010- 512001- 1711- 00000	EducRetirement	1,361.00	4,060.00	1,158.99	2,931.83	30.82-	
11000- 1000- 52111- 2000- 512001- 1412- 00000	EducRetirement	30,246.00	33,008.00	9,659.02	23,348.75	.23	
11000- 1000- 52111- 4010- 512001- 1416- 00000	EducRetirement	858.00	858.00			858.00	
11000- 1000- 52111- 4040- 512001- 1411- 00000	EducRetirement	3,602.00	3,602.00			3,602.00	
11000- 1000- 52111- 9000- 512001- 1411- 00000	EducRetirement	143.00	143.00			143.00	
11000- 1000- 52112- 0000- 512001- 1611- 00000	ERARetireeHlth				1.68	1.68-	
11000- 1000- 52112- 0000- 512001- 1711- 00000	ERARetireeHlth				.67	.67-	
11000- 1000- 52112- 1010- 512001- 1411- 00000	ERARetireeHlth	6,040.00	6,040.00	1,747.97	3,762.83	529.20	
11000- 1000- 52112- 1010- 512001- 1711- 00000	ERARetireeHlth	160.00	474.00	135.10	341.79	2.89-	
11000- 1000- 52112- 2000- 512001- 1412- 00000	ERARetireeHlth	3,531.00	3,850.00	1,126.44	2,722.94	.62	
11000- 1000- 52112- 4010- 512001- 1416- 00000	ERARetireeHlth	100.00	100.00			100.00	
11000- 1000- 52112- 4040- 512001- 1411- 00000	ERARetireeHlth	420.00	420.00			420.00	
11000- 1000- 52112- 9000- 512001- 1411- 00000	ERARetireeHlth	17.00	17.00			17.00	
11000- 1000- 52210- 0000- 512001- 1611- 00000	FICA Payments				5.21	5.21-	
11000- 1000- 52210- 0000- 512001- 1711- 00000	FICA Payments				2.06	2.06-	
11000- 1000- 52210- 1010- 512001- 1411- 00000	FICA Payments	19,973.00	19,973.00	5,289.97	11,446.66	3,236.37	
11000- 1000- 52210- 1010- 512001- 1711- 00000	FICA Payments	496.00	1,427.00	424.55	1,186.54	184.09-	
11000- 1000- 52210- 2000- 512001- 1412- 00000	FICA Payments	10,946.00	11,337.00	3,331.67	8,137.05	131.72-	
11000- 1000- 52210- 4010- 512001- 1416- 00000	FICA Payments	310.00	310.00			310.00	
11000- 1000- 52210- 4040- 512001- 1411- 00000	FICA Payments	1,302.00	1,302.00			1,302.00	
11000- 1000- 52210- 9000- 512001- 1411- 00000	FICA Payments	53.00	53.00			53.00	
11000- 1000- 52220- 0000- 512001- 1611- 00000	MedicarePaymnts		2.00		1.21	.79	

Selection Grouped by Account Type, Filtered by User Permissions, (Org = 120, Online/Offline = N, Period = 10, UnPosted JEs? = N, Assets and Liabilities? = N, Restricted Accts? = Y, Objct = 5, Obj Digits = 0, Page Break Lvl =)

Balances through 04/30/2023						Fiscal Year 2022/23	
Funds- Func- Obj ct - Pr gm- Locat n- JbCl - Opt nl	Description	Adopted Budget	Revised Budget	Encumbered	Expenditure	Account Balance	
Funds 11000 - Operational, Func 1000 - Instruction (continued)							
11000- 1000- 52220- 0000- 512001- 1711- 00000	MedicarePaymnts				.49	.49-	
11000- 1000- 52220- 1010- 512001- 1411- 00000	MedicarePaymnts	4,674.00	4,674.00	1,237.22	2,677.08	759.70	
11000- 1000- 52220- 1010- 512001- 1711- 00000	MedicarePaymnts	118.00	334.00	99.38	277.66	43.04-	
11000- 1000- 52220- 2000- 512001- 1412- 00000	MedicarePaymnts	2,561.00	2,652.00	779.22	1,903.06	30.28-	
11000- 1000- 52220- 4010- 512001- 1416- 00000	MedicarePaymnts	74.00	74.00			74.00	
11000- 1000- 52220- 4040- 512001- 1411- 00000	MedicarePaymnts	305.00	305.00			305.00	
11000- 1000- 52220- 9000- 512001- 1411- 00000	MedicarePaymnts	12.00	12.00			12.00	
11000- 1000- 52311- 0000- 512001- 1611- 00000	Hth&MedPremiums	9,567.00	9,567.00			9,567.00	
11000- 1000- 52311- 1010- 512001- 1411- 00000	Hth&MedPremiums	37,267.00	37,267.00	6,022.19	17,360.13	13,884.68	
11000- 1000- 52311- 1010- 512001- 1711- 00000	Hth&MedPremiums	1,196.00	1,452.00	413.70	1,037.55	.75	
11000- 1000- 52311- 2000- 512001- 1412- 00000	Hth&MedPremiums	23,736.00	23,736.00	6,281.94	15,088.82	2,365.24	
11000- 1000- 52312- 1010- 512001- 1411- 00000	Life	233.00	233.00	37.31	75.25	120.44	
11000- 1000- 52312- 1010- 512001- 1711- 00000	Life	8.00	8.00	3.22	8.10	3.32-	
11000- 1000- 52312- 2000- 512001- 1412- 00000	Life	84.00	84.00	23.10	57.14	3.76	
11000- 1000- 52313- 0000- 512001- 1611- 00000	Dental	360.00	360.00			360.00	
11000- 1000- 52313- 1010- 512001- 1411- 00000	Dental	2,288.00	2,288.00	455.63	1,228.21	604.16	
11000- 1000- 52313- 1010- 512001- 1711- 00000	Dental	65.00	65.00	24.50	61.61	21.11-	
11000- 1000- 52313- 2000- 512001- 1412- 00000	Dental	930.00	930.00	270.06	638.85	21.09	
11000- 1000- 52314- 0000- 512001- 1611- 00000	Vision	119.00	119.00			119.00	
11000- 1000- 52314- 1010- 512001- 1411- 00000	Vision	355.00	355.00	91.60	202.92	60.48	
11000- 1000- 52314- 1010- 512001- 1711- 00000	Vision	13.00	13.00	5.39	13.54	5.93-	
11000- 1000- 52314- 2000- 512001- 1412- 00000	Vision	233.00	233.00	48.65	120.42	63.93	
11000- 1000- 52315- 0000- 512001- 1611- 00000	Disability	336.00	336.00			336.00	
11000- 1000- 52315- 1010- 512001- 1411- 00000	Disability	197.00	197.00		44.90	152.10	
11000- 1000- 52315- 1010- 512001- 1711- 00000	Disability	18.00	18.00	15.02	35.37	32.39-	
11000- 1000- 52315- 2000- 512001- 1412- 00000	Disability	336.00	336.00	96.25	247.50	7.75-	
11000- 1000- 52500- 0000- 512001- 1611- 00000	UnemploymntComp				.22	.22-	
11000- 1000- 52500- 0000- 512001- 1711- 00000	UnemploymntComp				.11	.11-	
11000- 1000- 52500- 1010- 512001- 1411- 00000	UnemploymntComp	388.00	388.00	100.05	294.33	6.38-	
11000- 1000- 52500- 1010- 512001- 1711- 00000	UnemploymntComp	14.00	14.00	23.22	45.03	54.25-	
11000- 1000- 52500- 2000- 512001- 1412- 00000	UnemploymntComp	140.00	140.00	34.89	313.44	208.33-	
11000- 1000- 52710- 1010- 512001- 1411- 00000	WorkersCompPrem	4,006.00	4,006.00		3,704.00	302.00	
11000- 1000- 52710- 2000- 512001- 1412- 00000	WorkersCompPrem	2,407.00	2,407.00		2,407.00		
11000- 1000- 52720- 1010- 512001- 1411- 00000	WorkrsCompERFee	41.00	41.00	9.33	23.39	8.28	
11000- 1000- 52720- 1010- 512001- 1711- 00000	WorkrsCompERFee	2.00	2.00	.81	2.49	1.30-	
11000- 1000- 52720- 2000- 512001- 1412- 00000	WorkrsCompERFee	15.00	15.00	5.75	17.17	7.92-	

Selection Grouped by Account Type, Filtered by User Permissions, (Org = 120, Online/Offline = N, Period = 10, UnPosted JEs? = N, Assets and Liabilities? = N, Restricted Accts? = Y, Objct = 5, Obj Digits = 0, Page Break Lvl =)

Balances through 04/30/2023						Fiscal Year 2022/23
Funds- Func- Obj ct - Pr gm- Locat n- JbCl - Opt nl	Description	Adopted Budget	Revised Budget	Encumbered	Expenditure	Account Balance
Funds 11000 - Operational, Func 1000 - Instruction (continued)						
11000- 1000- 53330- 1010- 512001- 0000- 00000	ProfessDevelop		620.00	68.25	869.73	317.98-
11000- 1000- 53414- 1010- 512001- 0000- 00000	OthProfTechSvcs		3.00	2.49		.51
11000- 1000- 53711- 1010- 512001- 0000- 00000	Other Charges	1,650.00	2,173.00	1,927.30	833.37	587.67-
11000- 1000- 54320- 1010- 512001- 0000- 00000	Tech-R&M	2,037.00	2,037.00			2,037.00
11000- 1000- 54610- 1010- 512001- 0000- 00000	RentLandBldngs	2,000.00	2,000.00	4,122.81	500.00	2,622.81-
11000- 1000- 55819- 1010- 512001- 0000- 00000	EmpTravTeachers	250.00	250.00			250.00
11000- 1000- 55915- 1010- 512001- 0000- 00000	OthContractSvcs	22,250.00	22,250.00	5,000.00	3,000.00	14,250.00
11000- 1000- 56105- 1010- 512001- 0000- 00000	InstMats-Opr	1,500.00	1,500.00			1,500.00
11000- 1000- 56105- 3000- 512001- 0000- 00000	InstMats-Opr	1,450.00	1,450.00			1,450.00
11000- 1000- 56106- 1010- 512001- 0000- 00000	OthClassMats-Op	25,849.00	25,849.00			25,849.00
11000- 1000- 56112- 1010- 512001- 0000- 00000	Other Textbooks		6,820.00	979.32	6,790.10	949.42-
11000- 1000- 56113- 1010- 512001- 0000- 00000	Software	12,000.00	19,756.00	2,252.16	17,715.46	211.62-
11000- 1000- 56118- 1010- 512001- 0000- 00000	GenSuppliesMats	16,000.00	16,144.00	2,079.29	2,205.98	11,858.73
11000- 1000- 56119- 1010- 512001- 0000- 00000	SupplAssets<\$5k	500.00	943.00	380.50	10,018.93	9,456.43-
Total for Func 1000 and Expense accounts		842,392.00	869,183.00	222,494.33	526,437.77	120,250.90
Funds 11000 - Operational, Func 2100 - SuppSvcsStudnts						
11000- 2100- 51100- 0000- 512001- 1217- 00000	SalariesExpense,SecClerTe	47,500.00	47,500.00	10,000.00	38,000.00	500.00-
11000- 2100- 51100- 0000- 512001- 1218- 00000	SalariesExpense,SchlStude	116,800.00	116,800.00	24,583.35	94,229.23	2,012.58-
11000- 2100- 51100- 4025- 512001- 1214- 00000	SalariesExpense,Couns-Soc	129,700.00	129,700.00	17,480.33	67,270.81	44,948.86
11000- 2100- 51100- 4025- 512001- 1218- 00000	SalariesExpense,SchlStude	65,000.00	65,000.00	13,541.70	48,750.12	2,708.18
11000- 2100- 51300- 0000- 512001- 1214- 00000	AddtnlCompenstn,Couns-Soc			105.00	586.67	691.67-
11000- 2100- 51300- 0000- 512001- 1217- 00000	AddtnlCompenstn,SecClerTe			140.00	700.00	840.00-
11000- 2100- 51300- 0000- 512001- 1218- 00000	AddtnlCompenstn,SchlStude			420.00	1,540.00	1,960.00-
11000- 2100- 51300- 4025- 512001- 1214- 00000	AddtnlCompenstn,Couns-Soc			140.00	245.00	385.00-
11000- 2100- 51300- 4025- 512001- 1218- 00000	AddtnlCompenstn,SchlStude				560.00	560.00-
11000- 2100- 52111- 0000- 512001- 1217- 00000	EducRetirement	8,147.00	8,232.00	1,715.00	6,517.00	
11000- 2100- 52111- 0000- 512001- 1218- 00000	EducRetirement	20,032.00	20,377.00	4,216.05	16,160.33	.62
11000- 2100- 52111- 4025- 512001- 1214- 00000	EducRetirement	22,244.00	22,244.00	2,997.89	11,536.90	7,709.21
11000- 2100- 52111- 4025- 512001- 1218- 00000	EducRetirement	11,149.00	11,149.00	2,322.40	8,360.64	465.96
11000- 2100- 52112- 0000- 512001- 1217- 00000	ERARetireeHlth	950.00	960.00	200.00	760.00	
11000- 2100- 52112- 0000- 512001- 1218- 00000	ERARetireeHlth	2,336.00	2,377.00	491.65	1,884.52	.83
11000- 2100- 52112- 4025- 512001- 1214- 00000	ERARetireeHlth	2,594.00	2,594.00	349.58	1,345.46	898.96
11000- 2100- 52112- 4025- 512001- 1218- 00000	ERARetireeHlth	1,300.00	1,300.00	270.85	975.06	54.09
11000- 2100- 52210- 0000- 512001- 1214- 00000	FICA Payments			6.49	36.33	42.82-
11000- 2100- 52210- 0000- 512001- 1217- 00000	FICA Payments	2,945.00	2,945.00	594.73	2,271.47	78.80
11000- 2100- 52210- 0000- 512001- 1218- 00000	FICA Payments	7,242.00	7,242.00	1,420.74	5,448.21	373.05
Selection Grouped by Account Type, Filtered by User Permissions, (Org = 120, Online/Offline = N, Period = 10, UnPosted JEs? = N, Assets and Liabilities? = N, Restricted Accts? = Y, Obj Digits = 0, Page Break Lvl =)						SCHOOLABILITY

Balances through 04/30/2023						Fiscal Year 2022/23
Funds- Func- Obj ct - Pr gm- Locat n- JbCl - Opt nl	Description	Adopted Budget	Revised Budget	Encumbered	Expenditure	Account Balance
Funds 11000 - Operational, Func 2100 - SuppSvcsStudnts (continued)						
11000- 2100- 52210- 4025- 512001- 1214- 00000	FICA Payments	8,042.00	8,042.00	1,035.09	3,992.73	3,014.18
11000- 2100- 52210- 4025- 512001- 1218- 00000	FICA Payments	4,030.00	4,030.00	810.25	2,963.18	256.57
11000- 2100- 52220- 0000- 512001- 1214- 00000	MedicarePaymnts			1.57	8.58	10.15-
11000- 2100- 52220- 0000- 512001- 1217- 00000	MedicarePaymnts	689.00	689.00	139.09	531.22	18.69
11000- 2100- 52220- 0000- 512001- 1218- 00000	MedicarePaymnts	1,695.00	1,695.00	332.27	1,274.13	88.60
11000- 2100- 52220- 4025- 512001- 1214- 00000	MedicarePaymnts	1,881.00	1,881.00	242.07	933.79	705.14
11000- 2100- 52220- 4025- 512001- 1218- 00000	MedicarePaymnts	943.00	943.00	189.50	693.01	60.49
11000- 2100- 52311- 0000- 512001- 1217- 00000	Hth&MedPremiums	5,845.00	5,845.00	1,217.55	4,585.48	41.97
11000- 2100- 52311- 0000- 512001- 1218- 00000	Hth&MedPremiums	22,427.00	22,427.00	4,668.90	17,656.89	101.21
11000- 2100- 52311- 4025- 512001- 1214- 00000	Hth&MedPremiums	21,840.00	21,840.00	2,107.98	7,273.47	12,458.55
11000- 2100- 52311- 4025- 512001- 1218- 00000	Hth&MedPremiums	5,032.00	5,032.00	1,043.90	3,410.69	577.41
11000- 2100- 52312- 0000- 512001- 1217- 00000	Life	57.00	57.00	6.60	25.08	25.32
11000- 2100- 52312- 0000- 512001- 1218- 00000	Life	114.00	114.00	13.20	50.56	50.24
11000- 2100- 52312- 4025- 512001- 1214- 00000	Life	114.00	114.00	9.24	38.28	66.48
11000- 2100- 52312- 4025- 512001- 1218- 00000	Life	57.00	57.00	6.60	21.12	29.28
11000- 2100- 52313- 0000- 512001- 1217- 00000	Dental	241.00	241.00	50.05	190.19	.76
11000- 2100- 52313- 0000- 512001- 1218- 00000	Dental	840.00	840.00	174.75	667.05	1.80-
11000- 2100- 52313- 4025- 512001- 1214- 00000	Dental	818.00	818.00	35.07	280.22	502.71
11000- 2100- 52313- 4025- 512001- 1218- 00000	Dental	242.00	242.00	50.05	174.46	17.49
11000- 2100- 52314- 0000- 512001- 1217- 00000	Vision	53.00	53.00	10.95	41.61	.44
11000- 2100- 52314- 0000- 512001- 1218- 00000	Vision	106.00	106.00	29.30	98.68	21.98-
11000- 2100- 52314- 4025- 512001- 1214- 00000	Vision	208.00	208.00	15.33	61.19	131.48
11000- 2100- 52314- 4025- 512001- 1218- 00000	Vision	53.00	53.00	10.95	38.17	3.88
11000- 2100- 52315- 0000- 512001- 1218- 00000	Disability	155.00	155.00	35.53	128.87	9.40-
11000- 2100- 52315- 4025- 512001- 1214- 00000	Disability	539.00	539.00	76.23	208.56	254.21
11000- 2100- 52500- 0000- 512001- 1214- 00000	UnemploymntComp			.32	1.88	2.20-
11000- 2100- 52500- 0000- 512001- 1217- 00000	UnemploymntComp	95.00	95.00	33.48	70.52	9.00-
11000- 2100- 52500- 0000- 512001- 1218- 00000	UnemploymntComp	190.00	190.00	44.94	159.38	14.32-
11000- 2100- 52500- 4025- 512001- 1214- 00000	UnemploymntComp	190.00	190.00	51.02	143.10	4.12-
11000- 2100- 52500- 4025- 512001- 1218- 00000	UnemploymntComp	96.00	96.00	27.03	73.36	4.39-
11000- 2100- 52710- 0000- 512001- 1217- 00000	WorkersCompPrem	648.00	648.00		648.00	
11000- 2100- 52710- 0000- 512001- 1218- 00000	WorkersCompPrem	1,593.00	1,593.00		1,593.00	
11000- 2100- 52710- 4025- 512001- 1214- 00000	WorkersCompPrem	1,769.00	1,769.00		1,769.00	
11000- 2100- 52710- 4025- 512001- 1218- 00000	WorkersCompPrem	887.00	887.00		887.00	
11000- 2100- 52720- 0000- 512001- 1217- 00000	WorkrsCompERFee	10.00	10.00	2.30	6.90	.80
11000- 2100- 52720- 0000- 512001- 1218- 00000	WorkrsCompERFee	20.00	20.00	4.60	13.80	1.60

Selection Grouped by Account Type, Filtered by User Permissions, (Org = 120, Online/Offline = N, Period = 10, UnPosted JEs? = N, Assets and Liabilities? = N, Restricted Accts? = Y, Objct = 5, Obj Digits = 0, Page Break Lvl =)

Balances through 04/30/2023						Fiscal Year 2022/23
Funds- Func- Obj ct - Pr gm- Locat n- Jb Cl - Opt nl	Description	Adopted Budget	Revised Budget	Encumbered	Expenditure	Account Balance
Funds 11000 - Operational, Func 2100 - SuppSvcsStudnts (continued)						
11000- 2100- 52720- 4025- 512001- 1214- 00000	WorkrsCompERFee	20.00	20.00	2.30	11.50	6.20
11000- 2100- 52720- 4025- 512001- 1218- 00000	WorkrsCompERFee	10.00	10.00	2.30	6.90	.80
11000- 2100- 53211- 2000- 512001- 0000- 00000	DiagsContracted	22,000.00	26,783.00	24,821.20	13,178.80	11,217.00-
11000- 2100- 53212- 2000- 512001- 0000- 00000	SpeechThrpsCont	9,000.00	9,000.00	2,512.50	6,487.50	
11000- 2100- 53213- 2000- 512001- 0000- 00000	OccThrpstCont	4,000.00	4,000.00	4,000.00		
11000- 2100- 53215- 2000- 512001- 0000- 00000	PsychologtsCont	20,000.00	20,000.00	1,700.00	300.00	18,000.00
11000- 2100- 53217- 2000- 512001- 0000- 00000	IntrpretersCont			286.16	213.84	500.00-
11000- 2100- 53330- 0000- 512001- 0000- 00000	ProfessDevelop				130.00	130.00-
11000- 2100- 53414- 0000- 512001- 0000- 00000	OthProfTechSvcs			11,018.27	22,978.08	33,996.35-
11000- 2100- 54320- 0000- 512001- 0000- 00000	Tech-R&M	20,118.00	20,118.00			20,118.00
11000- 2100- 55915- 0000- 512001- 0000- 00000	OthContractSvcs	3,776.00	3,776.00	88.98	3,750.00	62.98-
11000- 2100- 56113- 0000- 512001- 0000- 00000	Software	25,000.00	25,000.00		3,098.64	21,901.36
11000- 2100- 56118- 0000- 512001- 0000- 00000	GenSuppliesMats	1,000.00	1,000.00	692.91	556.43	249.34-
11000- 2100- 56118- 2000- 512001- 0000- 00000	GenSuppliesMats	200.00	200.00	2.22	80.73	117.05
Total for Func 2100 and Expense accounts		624,582.00	629,846.00	138,598.31	408,683.32	82,564.37
Funds 11000 - Operational, Func 2200 - Suppt Svcs Inst						
11000- 2200- 53330- 0000- 512001- 0000- 00000	ProfessDevelop	1,000.00	1,000.00			1,000.00
11000- 2200- 55915- 0000- 512001- 0000- 00000	OthContractSvcs	10,000.00	10,000.00	3,569.00	7,758.00	1,327.00-
11000- 2200- 56113- 0000- 512001- 0000- 00000	Software	4,000.00	4,000.00	4,000.00	1,344.95	1,344.95-
11000- 2200- 56118- 0000- 512001- 0000- 00000	GenSuppliesMats	1,852.00	1,852.00	3,063.28	673.52	1,884.80-
Total for Func 2200 and Expense accounts		16,852.00	16,852.00	10,632.28	9,776.47	3,556.75-
Funds 11000 - Operational, Func 2300 - SupptSvcs-Admin						
11000- 2300- 51100- 0000- 512001- 1111- 00000	SalariesExpense,Superinte	105,824.00	105,824.00	22,046.70	83,777.46	.16-
11000- 2300- 52111- 0000- 512001- 1111- 00000	EducRetirement	18,149.00	18,149.00	3,781.00	14,367.80	.20
11000- 2300- 52112- 0000- 512001- 1111- 00000	ERARetireeHlth	2,117.00	2,117.00	440.90	1,675.42	.68
11000- 2300- 52210- 0000- 512001- 1111- 00000	FICA Payments	6,562.00	6,562.00	1,335.40	5,075.57	151.03
11000- 2300- 52220- 0000- 512001- 1111- 00000	MedicarePaymnts	1,535.00	1,535.00	312.30	1,186.98	35.72
11000- 2300- 52311- 0000- 512001- 1111- 00000	Hth&MedPremiums	5,377.00	5,377.00	1,150.40	4,332.59	105.99-
11000- 2300- 52312- 0000- 512001- 1111- 00000	Life	52.00	52.00	6.25	23.75	22.00
11000- 2300- 52313- 0000- 512001- 1111- 00000	Dental	111.00	111.00	23.65	89.87	2.52-
11000- 2300- 52314- 0000- 512001- 1111- 00000	Vision	49.00	49.00	10.35	39.33	.68-
11000- 2300- 52500- 0000- 512001- 1111- 00000	UnemploymntComp	88.00	88.00		93.85	5.85-
11000- 2300- 52710- 0000- 512001- 1111- 00000	WorkersCompPrem	1,443.00	1,443.00		1,443.00	
11000- 2300- 52720- 0000- 512001- 1111- 00000	WorkrsCompERFee	9.00	9.00	2.17	6.51	.32
11000- 2300- 53330- 0000- 512001- 0000- 00000	ProfessDevelop			150.00	200.00	350.00-
11000- 2300- 53411- 0000- 512001- 0000- 00000	Auditing	15,858.00	15,858.00	.50	18,117.49	2,259.99-
Selection Grouped by Account Type, Filtered by User Permissions, (Org = 120, Online/Offline = N, Period = 10, UnPosted JEs? = N, Assets and Liabilities? = N, Restricted Accts? = Y, Objct = 5, Obj Digits = 0, Page Break Lvl =)						

Balances through 04/30/2023						Fiscal Year 2022/23
Funds- Func- Obj ct - Pr gm- Locat n- Jb Cl - Opt nl	Description	Adopted Budget	Revised Budget	Encumbered	Expenditure	Account Balance
Funds 11000 - Operational, Func 2300 - SupptSvcs-Admin (continued)						
11000- 2300- 53413- 0000- 512001- 0000- 00000	Legal	25,000.00	25,000.00	3,446.87	21,553.13	
11000- 2300- 53711- 0000- 512001- 0000- 00000	Other Charges	200.00	200.00			200.00
11000- 2300- 55400- 0000- 512001- 0000- 00000	Advertising	10,000.00	10,000.00	3,425.72	1,320.02	5,254.26
11000- 2300- 55812- 0000- 512001- 0000- 00000	Board Training	1,000.00	1,000.00			1,000.00
11000- 2300- 55915- 0000- 512001- 0000- 00000	OthContractSvcs	8,650.00	8,650.00	4,412.28	5,205.47	967.75-
Total for Func 2300 and Expense accounts		202,024.00	202,024.00	40,544.49	158,508.24	2,971.27
Funds 11000 - Operational, Func 2400 - SupSvcsSchAdmin						
11000- 2400- 51100- 0000- 512001- 1217- 00000	SalariesExpense,SecClerTe	38,000.00	38,000.00	8,125.00	30,875.00	1,000.00-
11000- 2400- 51300- 0000- 512001- 1217- 00000	AddtnlCompenstn,SecClerTe	5,125.00	5,125.00	660.85	2,679.23	1,784.92
11000- 2400- 52111- 0000- 512001- 1217- 00000	EducRetirement	7,398.00	7,398.00	1,482.80	5,634.64	280.56
11000- 2400- 52112- 0000- 512001- 1217- 00000	ERARetireeHlth	863.00	863.00	172.90	657.02	33.08
11000- 2400- 52210- 0000- 512001- 1217- 00000	FICA Payments	2,676.00	2,676.00	540.08	2,062.72	73.20
11000- 2400- 52220- 0000- 512001- 1217- 00000	MedicarePaymnts	627.00	627.00	126.30	482.46	18.24
11000- 2400- 52312- 0000- 512001- 1217- 00000	Life	57.00	57.00	6.60	25.08	25.32
11000- 2400- 52313- 0000- 512001- 1217- 00000	Dental	719.00	719.00	149.70	568.86	.44
11000- 2400- 52314- 0000- 512001- 1217- 00000	Vision	119.00	119.00	24.75	94.05	.20
11000- 2400- 52500- 0000- 512001- 1217- 00000	UnemploymntComp	95.00	95.00	29.02	62.11	3.87
11000- 2400- 52710- 0000- 512001- 1217- 00000	WorkersCompPrem	518.00	518.00		518.00	
11000- 2400- 52720- 0000- 512001- 1217- 00000	WorkrsCompERFee	10.00	10.00	2.30	6.90	.80
11000- 2400- 53330- 0000- 512001- 0000- 00000	ProfessDevelop			515.00	150.00	665.00-
11000- 2400- 53414- 0000- 512001- 0000- 00000	OthProfTechSvcs			6,105.89	3,052.91	9,158.80-
11000- 2400- 53711- 0000- 512001- 0000- 00000	Other Charges	100.00	100.00	44.00	118.53	62.53-
11000- 2400- 54311- 0000- 512001- 0000- 00000	MntRepFrnFixEqp			58.35	749.48	807.83-
11000- 2400- 55813- 0000- 512001- 0000- 00000	EmpTravNonTeach	1,000.00	1,000.00	60.03		939.97
11000- 2400- 55915- 0000- 512001- 0000- 00000	OthContractSvcs	800.00	800.00	600.00	392.00	192.00-
11000- 2400- 56113- 0000- 512001- 0000- 00000	Software			2.59		2.59-
11000- 2400- 56118- 0000- 512001- 0000- 00000	GenSuppliesMats	6,512.00	6,512.00	4,675.01	1,607.36	229.63
11000- 2400- 56119- 0000- 512001- 0000- 00000	SupplAssets<\$5k			119.95	335.61	455.56-
Total for Func 2400 and Expense accounts		64,619.00	64,619.00	23,501.12	50,071.96	8,954.08-
Funds 11000 - Operational, Func 2500 - Central Svcs						
11000- 2500- 53330- 0000- 512001- 0000- 00000	ProfessDevelop	3,000.00	2,500.00		2,095.68	404.32
11000- 2500- 53414- 0000- 512001- 0000- 00000	OthProfTechSvcs			31,850.66	93,302.10	125,152.76-
11000- 2500- 53711- 0000- 512001- 0000- 00000	Other Charges	298.00	298.00	298.00	132.00	132.00-
11000- 2500- 54320- 0000- 512001- 0000- 00000	Tech-R&M	164,547.00	164,547.00	10,299.90	32,427.90	121,819.20
11000- 2500- 54620- 0000- 512001- 0000- 00000	RentlEquipVehcl	19,659.00	19,659.00	3,345.16	16,307.64	6.20
11000- 2500- 55400- 0000- 512001- 0000- 00000	Advertising	7,000.00	7,000.00	8,674.92	15,678.88	17,353.80-

Selection Grouped by Account Type, Filtered by User Permissions, (Org = 120, Online/Offline = N, Period = 10, UnPosted JEs? = N, Assets and Liabilities? = N, Restricted Accts? = Y, Objct = 5, Obj Digits = 0, Page Break Lvl =)

Balances through 04/30/2023						Fiscal Year 2022/23
Funds- Func- Obj ct - Pr gm- Locat n- Jb Cl - Opt nl	Description	Adopted Budget	Revised Budget	Encumbered	Expenditure	Account Balance
Funds 11000 - Operational, Func 2500 - Central Svcs (continued)						
11000-2500-55915-0000-512001-0000-00000	OthContractSvcs	600.00	600.00	100.00	500.00	
11000-2500-56113-0000-512001-0000-00000	Software	17,500.00	17,500.00		18,102.00	602.00-
11000-2500-56118-0000-512001-0000-00000	GenSuppliesMats	5,100.00	5,100.00	2,389.00	843.22	1,867.78
11000-2500-56119-0000-512001-0000-00000	SupplAssets<\$5k				2,674.80	2,674.80-
11000-2500-57331-0000-512001-0000-00000	FixedAssets>\$5k			964.40		964.40-
Total for Func 2500 and Expense accounts		217,704.00	217,204.00	57,922.04	182,064.22	22,782.26-
Funds 11000 - Operational, Func 2600 - Op&MaintofPlant						
11000-2600-54312-0000-512001-0000-00000	MntRepBlgsGrnds	12,000.00	12,000.00	12,553.87	3,825.19	4,379.06-
11000-2600-54411-0000-512001-0000-00000	Electricity	26,000.00	26,000.00	14,703.36	11,296.64	
11000-2600-54412-0000-512001-0000-00000	NatGasBuildings	2,300.00	2,300.00	997.90	2,802.10	1,500.00-
11000-2600-54415-0000-512001-0000-00000	Water/Sewage	8,500.00	8,500.00	2,780.63	5,782.37	63.00-
11000-2600-54416-0000-512001-0000-00000	CommunicatnSvcs	17,500.00	17,500.00	2,883.68	21,685.99	7,069.67-
11000-2600-54610-0000-512001-0000-00000	RentLandBldngs	322,106.00	322,106.00		74,333.89	247,772.11
11000-2600-55200-0000-512001-0000-00000	PropertyLiablns	17,293.00	17,293.00		17,277.00	16.00
11000-2600-55915-0000-512001-0000-00000	OthContractSvcs	68,887.00	68,887.00	34,316.83	40,690.17	6,120.00-
11000-2600-56118-0000-512001-0000-00000	GenSuppliesMats	5,000.00	5,000.00	1,905.72	333.36	2,760.92
11000-2600-56119-0000-512001-0000-00000	SupplAssets<\$5k	1,500.00	1,500.00	3,175.44	3,844.88	5,520.32-
Total for Func 2600 and Expense accounts		481,086.00	481,086.00	73,317.43	181,871.59	225,896.98
Funds 11000 - Operational, Func 2900 - Oth Suppt Svcs						
11000-2900-58215-0000-512001-0000-00000	RestrictExpend	1,237,998.00	657,998.00			657,998.00
Total for Func 2900 and Expense accounts		1,237,998.00	657,998.00	.00	.00	657,998.00
Funds 11000 - Operational, Func 3100 - FoodSvcsOpertns						
11000-3100-56116-0000-512001-0000-00000	Food		500.00	452.60	97.40	50.00-
11000-3100-56118-0000-512001-0000-00000	GenSuppliesMats	250.00	250.00			250.00
Total for Func 3100 and Expense accounts		250.00	750.00	452.60	97.40	200.00
Funds 11000 - Operational, Func 4000 - Capital Outlay						
11000-4000-54640-0000-512001-0000-00000	RentalLease2Pur		580,000.00		593,000.00	13,000.00-
Total for Func 4000 and Expense accounts		.00	580,000.00	.00	593,000.00	13,000.00-
Total for Funds 11000		3,687,507.00	3,719,562.00	567,462.60	2,110,510.97	1,041,588.43
Funds 21000 - Food Svcs, Func 3100 - FoodSvcsOpertns						
21000-3100-56116-0000-512001-0000-00000	Food	45,890.00	63,371.00	45,890.00		17,481.00
21000-3100-56118-0000-512001-0000-00000	GenSuppliesMats			200.00		200.00-
Total for Funds 21000, Func 3100 and Expense accounts		45,890.00	63,371.00	46,090.00	.00	17,281.00
Funds 23000 - Non-InstrctSupp, Func 1000 - Instruction						
23000-1000-53711-0000-512001-0000-00000	Other Charges				30.00	30.00-

Selection Grouped by Account Type, Filtered by User Permissions, (Org = 120, Online/Offline = N, Period = 10, UnPosted JEs? = N, Assets and Liabilities? = N, Restricted Accts? = Y, Objct = 5, Obj Digits = 0, Page Break Lvl =)

Balances through 04/30/2023						Fiscal Year 2022/23		
Funds- Func- Obj ct - Pr gm- Locat n- JbCl - Opt nl	Description	Adopted Budget	Revised Budget	Encumbered	Expenditure	Account Balance		
Funds 23000 - Non-InstrectSupp, Func 1000 - Instruction (continued)								
23000- 1000- 56118- 0000- 512001- 0000- 00000	GenSuppliesMats	3,927.00	4,380.00			4,380.00		
23000- 1000- 56118- 1010- 512001- 0000- 00000	GenSuppliesMats			696.26	1,732.29	2,428.55-		
23000- 1000- 56118- 9000- 512001- 0000- 00000	GenSuppliesMats			271.65	828.35	1,100.00-		
Total for Funds 23000, Func 1000 and Expense accounts		3,927.00	4,380.00	967.91	2,590.64	821.45		
Funds 24101 - Title I - IASA, Func 1000 - Instruction								
24101- 1000- 51100- 1010- 512001- 1711- 00000	SalariesExpense,InstAsst1	58,751.00	58,751.00	18,718.49	45,142.44	5,109.93-		
24101- 1000- 51300- 1010- 512001- 1711- 00000	AddtnlCompenstrn,InstAsst1	5,000.00	5,000.00	1,458.38	3,541.78	.16-		
24101- 1000- 52111- 1010- 512001- 1711- 00000	EducRetirement	10,942.00	10,942.00	3,460.31	8,349.32	867.63-		
24101- 1000- 52112- 1010- 512001- 1711- 00000	ERARetireeHlth	1,276.00	1,276.00	403.55	973.70	101.25-		
24101- 1000- 52210- 1010- 512001- 1711- 00000	FICA Payments	3,954.00	3,954.00	1,225.70	2,958.16	229.86-		
24101- 1000- 52220- 1010- 512001- 1711- 00000	MedicarePaymnts	927.00	927.00	286.60	691.72	51.32-		
24101- 1000- 52311- 1010- 512001- 1711- 00000	Hth&MedPremiums	8,297.00	8,297.00	896.14	2,137.22	5,263.64		
24101- 1000- 52312- 1010- 512001- 1711- 00000	Life	111.00	111.00	15.96	41.12	53.92		
24101- 1000- 52313- 1010- 512001- 1711- 00000	Dental	394.00	394.00	45.57	108.56	239.87		
24101- 1000- 52314- 1010- 512001- 1711- 00000	Vision	76.00	76.00	9.94	23.69	42.37		
24101- 1000- 52315- 1010- 512001- 1711- 00000	Disability	116.00	116.00	31.01	69.09	15.90		
24101- 1000- 52500- 1010- 512001- 1711- 00000	UnemploymntComp	185.00	185.00	66.62	104.34	14.04		
24101- 1000- 52710- 1010- 512001- 1711- 00000	WorkersCompPrem	802.00	802.00		802.00			
24101- 1000- 52720- 1010- 512001- 1711- 00000	WorkrsCompERFee	20.00	20.00	3.96	11.82	4.22		
24101- 1000- 56118- 1010- 512001- 0000- 00000	GenSuppliesMats	1,829.00	1,823.00	26.00		1,797.00		
Total for Func 1000 and Expense accounts		92,680.00	92,674.00	26,648.23	64,954.96	1,070.81		
Funds 24101 - Title I - IASA, Func 2400 - SupSvcsSchAdmin								
24101- 2400- 51300- 0000- 512001- 1217- 00000	AddtnlCompenstrn,SecClerTe	2,500.00	2,500.00	520.85	1,979.23	.08-		
24101- 2400- 52111- 0000- 512001- 1217- 00000	EducRetirement	429.00	429.00	89.30	339.34	.36		
24101- 2400- 52112- 0000- 512001- 1217- 00000	ERARetireeHlth	50.00	50.00	10.45	39.71	.16-		
24101- 2400- 52210- 0000- 512001- 1217- 00000	FICA Payments	155.00	155.00	32.30	122.74	.04-		
24101- 2400- 52220- 0000- 512001- 1217- 00000	MedicarePaymnts	37.00	37.00	7.55	28.69	.76		
24101- 2400- 52500- 0000- 512001- 1217- 00000	UnemploymntComp		6.00	1.71	3.63	.66		
Total for Func 2400 and Expense accounts		3,171.00	3,177.00	662.16	2,513.34	1.50		
Total for Funds 24101		95,851.00	95,851.00	27,310.39	67,468.30	1,072.31		
Funds 24106 - IDEABEntitlemnt, Func 1000 - Instruction								
24106- 1000- 51100- 2000- 512001- 1412- 00000	SalariesExpense,Teachers	34,176.00	34,176.00	9,333.38	23,301.40	1,541.22		
24106- 1000- 52111- 2000- 512001- 1412- 00000	EducRetirement	5,891.00	5,891.00	1,600.62	3,996.07	294.31		
24106- 1000- 52112- 2000- 512001- 1412- 00000	ERARetireeHlth	684.00	684.00	186.62	465.96	31.42		
24106- 1000- 52210- 2000- 512001- 1412- 00000	FICA Payments	2,119.00	2,119.00	543.74	1,365.79	209.47		
Selection		Grouped by Account Type, Filtered by User Permissions, (Org = 120, Online/Offline = N, Period = 10, UnPosted JEs? = N, Assets and Liabilities? = N, Restricted Accts? = Y, Objct = 5, Obj Digits = 0, Page Break Lvl =)					SCHOOLABILITY	

Balances through 04/30/2023						Fiscal Year 2022/23
Funds- Func- Obj ct - Pr gm- Locat n- JbCl - Opt nl	Description	Adopted Budget	Revised Budget	Encumbered	Expenditure	Account Balance
Funds 24106 - IDEABEntitlemnt, Func 1000 - Instruction (continued)						
24106- 1000- 52220- 2000- 512001- 1412- 00000	MedicarePaymnts	496.00	496.00	127.14	319.38	49.48
24106- 1000- 52311- 2000- 512001- 1412- 00000	Hth&MedPremiums	2,276.00	2,276.00	1,240.96	2,797.83	1,762.79-
24106- 1000- 52312- 2000- 512001- 1412- 00000	Life	31.00	31.00	4.62	11.50	14.88
24106- 1000- 52313- 2000- 512001- 1412- 00000	Dental	129.00	129.00	66.71	152.14	89.85-
24106- 1000- 52314- 2000- 512001- 1412- 00000	Vision	29.00	29.00	7.70	16.43	4.87
24106- 1000- 52500- 2000- 512001- 1412- 00000	UnemploymntComp	51.00	51.00	14.12	35.20	1.68
24106- 1000- 52710- 2000- 512001- 1412- 00000	WorkersCompPrem	466.00	466.00		466.00	
24106- 1000- 52720- 2000- 512001- 1412- 00000	WorkrsCompERFee	6.00	6.00	1.15	3.53	1.32
Total for Funds 24106, Func 1000 and Expense accounts		46,354.00	46,354.00	13,126.76	32,931.23	296.01
Funds 24154 - TchPrinTrainRec, Func 1000 - Instruction						
24154- 1000- 51300- 1010- 512001- 1411- 00000	AddtnlCompenstr,Teachers	4,000.00	4,000.00		2,000.00	2,000.00
24154- 1000- 51300- 1010- 512001- 1711- 00000	AddtnlCompenstr,InstAsst1				400.00	400.00-
24154- 1000- 52111- 1010- 512001- 1411- 00000	EducRetirement				342.99	342.99-
24154- 1000- 52111- 1010- 512001- 1711- 00000	EducRetirement				68.60	68.60-
24154- 1000- 52112- 1010- 512001- 1411- 00000	ERARetireeHlth				39.99	39.99-
24154- 1000- 52112- 1010- 512001- 1711- 00000	ERARetireeHlth				8.00	8.00-
24154- 1000- 52210- 1010- 512001- 1411- 00000	FICA Payments	248.00	248.00		124.00	124.00
24154- 1000- 52210- 1010- 512001- 1711- 00000	FICA Payments				24.80	24.80-
24154- 1000- 52220- 1010- 512001- 1411- 00000	MedicarePaymnts	58.00	58.00		29.01	28.99
24154- 1000- 52220- 1010- 512001- 1711- 00000	MedicarePaymnts				5.80	5.80-
24154- 1000- 53330- 1010- 512001- 0000- 00000	ProfessDevelop	3,113.00	3,113.00	2,095.68		1,017.32
Total for Funds 24154, Func 1000 and Expense accounts		7,419.00	7,419.00	2,095.68	3,043.19	2,280.13
Funds 24174 - CP-Second-Curr, Func 1000 - Instruction						
24174- 1000- 51100- 1010- 512001- 1411- 00000	SalariesExpense,Teachers	5,347.00	5,347.00	1,559.60	3,787.60	.20-
24174- 1000- 52111- 1010- 512001- 1411- 00000	EducRetirement	911.00	911.00	267.47	649.57	6.04-
24174- 1000- 52112- 1010- 512001- 1411- 00000	ERARetireeHlth	107.00	107.00	31.22	75.82	.04-
24174- 1000- 52210- 1010- 512001- 1411- 00000	FICA Payments	332.00	332.00	93.10	226.43	12.47
24174- 1000- 52220- 1010- 512001- 1411- 00000	MedicarePaymnts	78.00	78.00	21.77	52.96	3.27
24174- 1000- 52311- 1010- 512001- 1411- 00000	Hth&MedPremiums	636.00	636.00	130.82	305.58	199.60
24174- 1000- 52312- 1010- 512001- 1411- 00000	Life	8.00	8.00	.84	1.91	5.25
24174- 1000- 52313- 1010- 512001- 1411- 00000	Dental	16.00	16.00	3.08	7.29	5.63
24174- 1000- 52314- 1010- 512001- 1411- 00000	Vision	7.00	7.00	1.26	3.04	2.70
24174- 1000- 52500- 1010- 512001- 1411- 00000	UnemploymntComp	12.00	12.00	2.44	5.92	3.64
24174- 1000- 52710- 1010- 512001- 1411- 00000	WorkersCompPrem	73.00	73.00		73.00	
24174- 1000- 52720- 1010- 512001- 1411- 00000	WorkrsCompERFee	2.00	2.00	.20	.48	1.32

Selection Grouped by Account Type, Filtered by User Permissions, (Org = 120, Online/Offline = N, Period = 10, UnPosted JEs? = N, Assets and Liabilities? = N, Restricted Accts? = Y, Objct = 5, Obj Digits = 0, Page Break Lvl =)

Balances through 04/30/2023						Fiscal Year 2022/23
Funds- Func- Obj ct - Pr gm- Locat n- JbCl - Opt nl	Description	Adopted Budget	Revised Budget	Encumbered	Expenditure	Account Balance
Total for Funds 24174, Func 1000 and Expense accounts		7,529.00	7,529.00	2,111.80	5,189.60	227.60
Funds 24189 - SSAE Title IV, Func 2100 - SuppSvcsStudnts						
24189- 2100- 51100- 0000- 512001- 1214- 00000	SalariesExpense,Couns-Soc	7,420.00	7,420.00	2,074.81	5,071.79	273.40
24189- 2100- 52111- 0000- 512001- 1214- 00000	EducRetirement	996.00	996.00	355.88	869.89	229.77-
24189- 2100- 52112- 0000- 512001- 1214- 00000	ERARetireeHlth	149.00	149.00	41.51	101.47	6.02
24189- 2100- 52210- 0000- 512001- 1214- 00000	FICA Payments	461.00	461.00	123.90	302.29	34.81
24189- 2100- 52220- 0000- 512001- 1214- 00000	MedicarePaymnts	108.00	108.00	28.91	70.61	8.48
24189- 2100- 52311- 0000- 512001- 1214- 00000	Hth&MedPremiums	718.00	718.00	174.09	444.78	99.13
24189- 2100- 52312- 0000- 512001- 1214- 00000	Life	8.00	8.00	1.12	2.86	4.02
24189- 2100- 52313- 0000- 512001- 1214- 00000	Dental	16.00	16.00	4.20	10.73	1.07
24189- 2100- 52314- 0000- 512001- 1214- 00000	Vision	7.00	7.00	1.89	4.77	.34
24189- 2100- 52500- 0000- 512001- 1214- 00000	UnemploymntComp	13.00	13.00	3.23	7.84	1.93
24189- 2100- 52710- 0000- 512001- 1214- 00000	WorkersCompPrem	102.00	102.00		102.00	
24189- 2100- 52720- 0000- 512001- 1214- 00000	WorkrsCompERFee	2.00	2.00	.28	.91	.81
Total for Funds 24189, Func 2100 and Expense accounts		10,000.00	10,000.00	2,809.82	6,989.94	200.24
Funds 24308 - CRRSA, ESSER II, Func 1000 - Instruction						
24308- 1000- 51100- 1010- 512001- 1411- 00000	SalariesExpense,Teachers	134,090.00	161,828.00	48,618.01	113,209.43	.56
24308- 1000- 51100- 1010- 512001- 1711- 00000	SalariesExpense,InstAsst1	3,590.00	658.00			658.00
24308- 1000- 52111- 1010- 512001- 1411- 00000	EducRetirement	23,158.00	27,754.00	8,338.05	19,415.54	.41
24308- 1000- 52111- 1010- 512001- 1711- 00000	EducRetirement	340.00	340.00			340.00
24308- 1000- 52112- 1010- 512001- 1411- 00000	ERARetireeHlth	2,682.00	3,237.00	972.23	2,263.93	.84
24308- 1000- 52112- 1010- 512001- 1711- 00000	ERARetireeHlth	72.00	72.00			72.00
24308- 1000- 52210- 1010- 512001- 1411- 00000	FICA Payments	8,315.00	9,519.00	2,854.04	6,664.36	.60
24308- 1000- 52210- 1010- 512001- 1711- 00000	FICA Payments	223.00	223.00			223.00
24308- 1000- 52220- 1010- 512001- 1411- 00000	MedicarePaymnts	1,946.00	6,359.00	667.50	1,558.61	4,132.89
24308- 1000- 52220- 1010- 512001- 1711- 00000	MedicarePaymnts	53.00	53.00			53.00
24308- 1000- 52311- 1010- 512001- 1411- 00000	Hth&MedPremiums	11,470.00	18,389.00	5,725.72	12,663.05	.23
24308- 1000- 52311- 1010- 512001- 1711- 00000	Hth&MedPremiums	2,858.00				
24308- 1000- 52312- 1010- 512001- 1411- 00000	Life	127.00	127.00	25.13	58.66	43.21
24308- 1000- 52312- 1010- 512001- 1711- 00000	Life	12.00	12.00			12.00
24308- 1000- 52313- 1010- 512001- 1411- 00000	Dental	535.00	839.00	260.33	578.65	.02
24308- 1000- 52313- 1010- 512001- 1711- 00000	Dental	72.00	72.00			72.00
24308- 1000- 52314- 1010- 512001- 1411- 00000	Vision	118.00	155.00	46.90	107.29	.81
24308- 1000- 52314- 1010- 512001- 1711- 00000	Vision	24.00	24.00			24.00
24308- 1000- 52315- 1010- 512001- 1411- 00000	Disability	227.00	361.00	114.66	243.88	2.46
24308- 1000- 52315- 1010- 512001- 1711- 00000	Disability	68.00	68.00			68.00

Selection Grouped by Account Type, Filtered by User Permissions, (Org = 120, Online/Offline = N, Period = 10, UnPosted JEs? = N, Assets and Liabilities? = N, Restricted Accts? = Y, Objct = 5, Obj Digits = 0, Page Break Lvl =)

Balances through 04/30/2023						Fiscal Year 2022/23
Funds- Func- Obj ct - Pr gm- Locat n- JbCl - Opt nl	Description	Adopted Budget	Revised Budget	Encumbered	Expenditure	Account Balance
Funds 24308 - CRRSA, ESSER II, Func 1000 - Instruction (continued)						
24308- 1000- 52500- 1010- 512001- 1411- 00000	UnemploymntComp	211.00	257.00	84.14	183.40	10.54-
24308- 1000- 52500- 1010- 512001- 1711- 00000	UnemploymntComp	19.00	19.00			19.00
24308- 1000- 52710- 1010- 512001- 1411- 00000	WorkersCompPrem	1,829.00	1,829.00		1,829.00	
24308- 1000- 52710- 1010- 512001- 1711- 00000	WorkersCompPrem	49.00	49.00		49.00	
24308- 1000- 52720- 1010- 512001- 1411- 00000	WorkrsCompERFee	23.00	23.00	6.26	17.63	.89-
24308- 1000- 52720- 1010- 512001- 1711- 00000	WorkrsCompERFee	2.00	2.00			2.00
Total for Func 1000 and Expense accounts		192,113.00	232,269.00	67,712.97	158,842.43	5,713.60
Funds 24308 - CRRSA, ESSER II, Func 2500 - Central Svcs						
24308- 2500- 51100- 0000- 512001- 1217- 00000	SalariesExpense,SecClerTe	20,500.00				
24308- 2500- 52111- 0000- 512001- 1217- 00000	EducRetirement	3,516.00				
24308- 2500- 52112- 0000- 512001- 1217- 00000	ERARetireeHlth	410.00				
24308- 2500- 52210- 0000- 512001- 1217- 00000	FICA Payments	1,271.00				
24308- 2500- 52220- 0000- 512001- 1217- 00000	MedicarePaymnts	298.00				
24308- 2500- 52311- 0000- 512001- 1217- 00000	Hth&MedPremiums	9,002.00				
24308- 2500- 52312- 0000- 512001- 1217- 00000	Life	57.00				
24308- 2500- 52313- 0000- 512001- 1217- 00000	Dental	360.00	119.00-			119.00-
24308- 2500- 52314- 0000- 512001- 1217- 00000	Vision	119.00	119.00			119.00
24308- 2500- 52315- 0000- 512001- 1217- 00000	Disability	336.00				
24308- 2500- 52500- 0000- 512001- 1217- 00000	UnemploymntComp	95.00				
24308- 2500- 52710- 0000- 512001- 1217- 00000	WorkersCompPrem	280.00	280.00		280.00	
24308- 2500- 52720- 0000- 512001- 1217- 00000	WorkrsCompERFee	10.00				
Total for Func 2500 and Expense accounts		36,254.00	280.00	.00	280.00	.00
Total for Funds 24308		228,367.00	232,549.00	67,712.97	159,122.43	5,713.60
Funds 24330 - ESSER III, Func 1000 - Instruction						
24330- 1000- 51100- 1010- 512001- 1411- 00000	SalariesExpense,Teachers			9,508.31	17,087.81	26,596.12-
24330- 1000- 51100- 1010- 512001- 1711- 00000	SalariesExpense,InstAsst1	50,560.00	50,560.00	10,208.38	24,166.72	16,184.90
24330- 1000- 52111- 1010- 512001- 1411- 00000	EducRetirement			1,630.65	2,930.52	4,561.17-
24330- 1000- 52111- 1010- 512001- 1711- 00000	EducRetirement	8,948.00	8,948.00	1,750.77	4,157.58	3,039.65
24330- 1000- 52112- 1010- 512001- 1411- 00000	ERARetireeHlth			190.19	341.78	531.97-
24330- 1000- 52112- 1010- 512001- 1711- 00000	ERARetireeHlth	1,012.00	1,012.00	204.19	484.89	322.92
24330- 1000- 52210- 1010- 512001- 1411- 00000	FICA Payments			522.97	939.85	1,462.82-
24330- 1000- 52210- 1010- 512001- 1711- 00000	FICA Payments	3,136.00	3,136.00	599.62	1,417.69	1,118.69
24330- 1000- 52220- 1010- 512001- 1411- 00000	MedicarePaymnts			122.29	219.79	342.08-
24330- 1000- 52220- 1010- 512001- 1711- 00000	MedicarePaymnts	734.00	734.00	140.21	331.51	262.28
24330- 1000- 52311- 1010- 512001- 1411- 00000	Hth&MedPremiums		13,539.00	2,386.51	4,288.92	6,863.57

Selection Grouped by Account Type, Filtered by User Permissions, (Org = 120, Online/Offline = N, Period = 10, UnPosted JEs? = N, Assets and Liabilities? = N, Restricted Accts? = Y, Objct = 5, Obj Digits = 0, Page Break Lvl =)

Balances through 04/30/2023						Fiscal Year 2022/23
Funds- Func- Obj ct - Pr gm- Locat n- JbCl - Opt nl	Description	Adopted Budget	Revised Budget	Encumbered	Expenditure	Account Balance
Funds 24330 - ESSER III, Func 1000 - Instruction (continued)						
24330- 1000- 52311- 1010- 512001- 1711- 00000	Hth&MedPremiums	17,221.00	17,221.00	1,182.02	3,039.01	12,999.97
24330- 1000- 52312- 1010- 512001- 1411- 00000	Life		13.00	4.62	8.31	.07
24330- 1000- 52312- 1010- 512001- 1711- 00000	Life	103.00	103.00	9.24	23.76	70.00
24330- 1000- 52313- 1010- 512001- 1411- 00000	Dental		294.00	104.79	188.31	.90
24330- 1000- 52313- 1010- 512001- 1711- 00000	Dental	648.00	648.00	70.07	170.17	407.76
24330- 1000- 52314- 1010- 512001- 1411- 00000	Vision		36.00	12.81	23.04	.15
24330- 1000- 52314- 1010- 512001- 1711- 00000	Vision	215.00	215.00			215.00
24330- 1000- 52315- 1010- 512001- 1411- 00000	Disability		105.00	38.47	65.56	.97
24330- 1000- 52315- 1010- 512001- 1711- 00000	Disability	605.00	605.00			605.00
24330- 1000- 52500- 1010- 512001- 1411- 00000	UnemploymntComp		14.00	13.45	35.84	35.29-
24330- 1000- 52500- 1010- 512001- 1711- 00000	UnemploymntComp	171.00	171.00	33.67	79.96	57.37
24330- 1000- 52710- 1010- 512001- 1711- 00000	WorkersCompPrem	690.00	690.00		690.00	
24330- 1000- 52720- 1010- 512001- 1411- 00000	WorkrsCompERFee		2.00	1.15	2.30	1.45-
24330- 1000- 52720- 1010- 512001- 1711- 00000	WorkrsCompERFee	18.00	18.00	2.30	6.90	8.80
24330- 1000- 56119- 1010- 512001- 0000- 00000	SupplAssets<\$5k	36,402.00	36,402.00			36,402.00
Total for Func 1000 and Expense accounts		120,463.00	134,466.00	28,736.68	60,700.22	45,029.10
Funds 24330 - ESSER III, Func 2100 - SuppSvcsStudnts						
24330- 2100- 51100- 0000- 512001- 1214- 00000	SalariesExpense,Couns-Soc	37,100.00	37,100.00	12,744.93	29,624.69	5,269.62-
24330- 2100- 51100- 0000- 512001- 1218- 00000	SalariesExpense,SchlStude				1,895.84	1,895.84-
24330- 2100- 52111- 0000- 512001- 1214- 00000	EducRetirement	6,643.00	7,267.00	2,185.76	5,080.64	.60
24330- 2100- 52111- 0000- 512001- 1218- 00000	EducRetirement		326.00		325.14	.86
24330- 2100- 52112- 0000- 512001- 1214- 00000	ERARetireeHlth	742.00	848.00	254.94	592.56	.50
24330- 2100- 52112- 0000- 512001- 1218- 00000	ERARetireeHlth		38.00		37.92	.08
24330- 2100- 52210- 0000- 512001- 1214- 00000	FICA Payments	2,301.00	2,527.00	760.83	1,765.62	.55
24330- 2100- 52210- 0000- 512001- 1218- 00000	FICA Payments		114.00		113.55	.45
24330- 2100- 52220- 0000- 512001- 1214- 00000	MedicarePaymnts	538.00	591.00	177.87	412.83	.30
24330- 2100- 52220- 0000- 512001- 1218- 00000	MedicarePaymnts		27.00		26.56	.44
24330- 2100- 52311- 0000- 512001- 1214- 00000	Hth&MedPremiums	3,310.00	3,658.00	1,069.33	2,588.66	.01
24330- 2100- 52311- 0000- 512001- 1218- 00000	Hth&MedPremiums		142.00		141.62	.38
24330- 2100- 52312- 0000- 512001- 1214- 00000	Life	38.00	38.00	6.72	16.35	14.93
24330- 2100- 52312- 0000- 512001- 1218- 00000	Life				.92	.92-
24330- 2100- 52313- 0000- 512001- 1214- 00000	Dental	80.00	88.00	25.69	62.26	.05
24330- 2100- 52313- 0000- 512001- 1218- 00000	Dental		8.00		7.01	.99
24330- 2100- 52314- 0000- 512001- 1214- 00000	Vision	35.00	39.00	11.27	27.28	.45
24330- 2100- 52314- 0000- 512001- 1218- 00000	Vision		2.00		1.53	.47
24330- 2100- 52500- 0000- 512001- 1214- 00000	UnemploymntComp	63.00	66.00	19.81	48.08	1.89-

Selection Grouped by Account Type, Filtered by User Permissions, (Org = 120, Online/Offline = N, Period = 10, UnPosted JEs? = N, Assets and Liabilities? = N, Restricted Accts? = Y, Objct = 5, Obj Digits = 0, Page Break Lvl =)

Balances through 04/30/2023						Fiscal Year 2022/23
Funds- Func- Obj ct - Pr gm- Locat n- JbCl - Opt nl	Description	Adopted Budget	Revised Budget	Encumbered	Expenditure	Account Balance
Funds 24330 - ESSER III, Func 2100 - SuppSvcsStudnts (continued)						
24330- 2100- 52710- 0000- 512001- 1214- 00000	WorkersCompPrem	506.00	506.00		506.00	
24330- 2100- 52720- 0000- 512001- 1214- 00000	WorkrsCompERFee	7.00	7.00	1.68	5.18	.14
Total for Func 2100 and Expense accounts		51,363.00	53,392.00	17,258.83	43,280.24	7,147.07-
Funds 24330 - ESSER III, Func 2600 - Op&MaintofPlant						
24330- 2600- 54416- 0000- 512001- 0000- 00000	CommunicatnSvcs		499.00	109.77	389.13	.10
24330- 2600- 56119- 0000- 512001- 0000- 00000	SupplAssets<\$5k	199,761.00	199,761.00			199,761.00
Total for Func 2600 and Expense accounts		199,761.00	200,260.00	109.77	389.13	199,761.10
Total for Funds 24330		371,587.00	388,118.00	46,105.28	104,369.59	237,643.13
Funds 24346 - IDEA-ARP, Func 1000 - Instruction						
24346- 1000- 51100- 2000- 512001- 1412- 00000	SalariesExpense,Teachers		12,193.00			12,193.00
Total for Funds 24346, Func 1000 and Expense accounts		.00	12,193.00	.00	.00	12,193.00
Funds 26207 - CNM Foundation, Func 1000 - Instruction						
26207- 1000- 56118- 1010- 512001- 0000- 00000	GenSuppliesMats	574.00	574.00			574.00
Total for Funds 26207, Func 1000 and Expense accounts		574.00	574.00	.00	.00	574.00
Funds 27107 - 2012GOBondsB66, Func 1000 - Instruction						
27107- 1000- 56119- 1010- 512001- 0000- 00000	SupplAssets<\$5k	6,317.00	6,317.00			6,317.00
Total for Funds 27107, Func 1000 and Expense accounts		6,317.00	6,317.00	.00	.00	6,317.00
Funds 27407 - FII, Func 1000 - Instruction						
27407- 1000- 51100- 1010- 512001- 1411- 00000	SalariesExpense,Teachers	50,310.00	50,310.00	14,673.75	35,636.25	
27407- 1000- 51100- 1010- 512001- 1711- 00000	SalariesExpense,InstAsst1	32,649.00	32,649.00	9,523.71	23,129.01	3.72-
27407- 1000- 52111- 1010- 512001- 1411- 00000	EducRetirement	8,469.00	8,469.00	2,516.57	6,111.67	159.24-
27407- 1000- 52111- 1010- 512001- 1711- 00000	EducRetirement	5,593.00	5,593.00	1,633.31	3,966.61	6.92-
27407- 1000- 52112- 1010- 512001- 1411- 00000	ERARetireeHlth	1,007.00	1,007.00	293.44	712.64	.92
27407- 1000- 52112- 1010- 512001- 1711- 00000	ERARetireeHlth	653.00	653.00	190.47	462.57	.04-
27407- 1000- 52210- 1010- 512001- 1411- 00000	FICA Payments	3,120.00	3,120.00	883.47	2,145.68	90.85
27407- 1000- 52210- 1010- 512001- 1711- 00000	FICA Payments	2,025.00	2,025.00	548.59	1,332.63	143.78
27407- 1000- 52220- 1010- 512001- 1411- 00000	MedicarePaymnts	730.00	730.00	206.64	501.86	21.50
27407- 1000- 52220- 1010- 512001- 1711- 00000	MedicarePaymnts	474.00	474.00	128.31	311.69	34.00
27407- 1000- 52311- 1010- 512001- 1411- 00000	Hth&MedPremiums	3,174.00	3,174.00	921.97	2,234.98	17.05
27407- 1000- 52311- 1010- 512001- 1711- 00000	Hth&MedPremiums	5,406.00	5,406.00	1,576.75	3,816.63	12.62
27407- 1000- 52312- 1010- 512001- 1411- 00000	Life	44.00	44.00	7.21	17.51	19.28
27407- 1000- 52312- 1010- 512001- 1711- 00000	Life	53.00	53.00	8.54	20.74	23.72
27407- 1000- 52313- 1010- 512001- 1411- 00000	Dental	188.00	188.00	54.67	132.77	.56
27407- 1000- 52314- 1010- 512001- 1411- 00000	Vision	42.00	42.00	11.97	29.07	.96

Selection Grouped by Account Type, Filtered by User Permissions, (Org = 120, Online/Offline = N, Period = 10, UnPosted JEs? = N, Assets and Liabilities? = N, Restricted Accts? = Y, Objct = 5, Obj Digits = 0, Page Break Lvl =)

Balances through 04/30/2023						Fiscal Year 2022/23
Funds- Func- Obj ct - Pr gm- Locat n- JbCl - Opt nl	Description	Adopted Budget	Revised Budget	Encumbered	Expenditure	Account Balance
Funds 27407 - FII, Func 1000 - Instruction (continued)						
27407- 1000- 52315- 1010- 512001- 1711- 00000	Disability	91.00	91.00	38.64	81.52	29.16-
27407- 1000- 52500- 1010- 512001- 1411- 00000	UnemploymntComp	75.00	75.00	18.73	55.36	.91
27407- 1000- 52500- 1010- 512001- 1711- 00000	UnemploymntComp	88.00	88.00	31.43	58.37	1.80-
27407- 1000- 52710- 1010- 512001- 1411- 00000	WorkersCompPrem	686.00	686.00		686.00	
27407- 1000- 52710- 1010- 512001- 1711- 00000	WorkersCompPrem	446.00	446.00		446.00	
27407- 1000- 52720- 1010- 512001- 1411- 00000	WorkrsCompERFee	8.00	8.00	1.79	5.37	.84
27407- 1000- 52720- 1010- 512001- 1711- 00000	WorkrsCompERFee	9.00	9.00	2.13	6.39	.48
Total for Funds 27407, Func 1000 and Expense accounts		115,340.00	115,340.00	33,272.09	81,901.32	166.59
Funds 27414 - PedAutEquipment, Func 4000 - Capital Outlay						
27414- 4000- 56119- 0000- 512001- 0000- 00000	SupplAssets<\$5k		1,612.00			1,612.00
Total for Funds 27414, Func 4000 and Expense accounts		.00	1,612.00	.00	.00	1,612.00
Funds 27502 - Next Gen CTE, Func 1000 - Instruction						
27502- 1000- 51100- 1010- 512001- 1411- 00000	SalariesExpense,Teachers	3,565.00	3,565.00	1,039.71	2,525.01	.28
27502- 1000- 51300- 1010- 512001- 1411- 00000	AddtnlCompenstn,Teachers	1,780.00	1,780.00	141.59	283.34	1,355.07
27502- 1000- 52111- 1010- 512001- 1411- 00000	EducRetirement	918.00	918.00	202.56	481.60	233.84
27502- 1000- 52112- 1010- 512001- 1411- 00000	ERARetireeHlth	108.00	108.00	23.61	56.15	28.24
27502- 1000- 52210- 1010- 512001- 1411- 00000	FICA Payments	333.00	333.00	70.85	168.57	93.58
27502- 1000- 52220- 1010- 512001- 1411- 00000	MedicarePaymnts	78.00	78.00	16.56	39.38	22.06
27502- 1000- 52311- 1010- 512001- 1411- 00000	Hth&MedPremiums	424.00	424.00	87.22	203.77	133.01
27502- 1000- 52312- 1010- 512001- 1411- 00000	Life	5.00	5.00	.56	1.32	3.12
27502- 1000- 52313- 1010- 512001- 1411- 00000	Dental	11.00	11.00	2.10	4.89	4.01
27502- 1000- 52314- 1010- 512001- 1411- 00000	Vision	5.00	5.00	.91	2.14	1.95
27502- 1000- 52500- 1010- 512001- 1411- 00000	UnemploymntComp	8.00	8.00	2.07	3.92	2.01
27502- 1000- 52710- 1010- 512001- 1411- 00000	WorkersCompPrem	49.00	49.00		49.00	
27502- 1000- 52720- 1010- 512001- 1411- 00000	WorkrsCompERFee	1.00	1.00	.14	.33	.53
Total for Funds 27502, Func 1000 and Expense accounts		7,285.00	7,285.00	1,587.88	3,819.42	1,877.70
Funds 28211 - Covid-19 Test., Func 2100 - SuppSvcStudnts						
28211- 2100- 56118- 0000- 512001- 0000- 00000	GenSuppliesMats		73,078.00	45.68	3,517.56	69,514.76
Total for Func 2100 and Expense accounts		.00	73,078.00	45.68	3,517.56	69,514.76
Funds 28211 - Covid-19 Test., Func 2600 - Op&MaintofPlant						
28211- 2600- 54311- 0000- 512001- 0000- 00000	MntRepFrnFixEqp				7,359.33	7,359.33-
28211- 2600- 56118- 0000- 512001- 0000- 00000	GenSuppliesMats			43,100.00		43,100.00-
Total for Func 2600 and Expense accounts		.00	.00	43,100.00	7,359.33	50,459.33-
Total for Funds 28211		.00	73,078.00	43,145.68	10,876.89	19,055.43

Selection Grouped by Account Type, Filtered by User Permissions, (Org = 120, Online/Offline = N, Period = 10, UnPosted JEs? = N, Assets and Liabilities? = N, Restricted Accts? = Y, Object = 5, Obj Digits = 0, Page Break Lvl =)

Balances through 04/30/2023						Fiscal Year 2022/23
Funds- Func- Obj ct - Pr gm- Locat n- JbCl - Opt nl	Description	Adopted Budget	Revised Budget	Encumbered	Expenditure	Account Balance
Funds 29102 - PrivDirGrntsCat, Func 1000 - Instruction						
29102- 1000- 56118- 1010- 512001- 0000- 00000	GenSuppliesMats	168.00	168.00			168.00
Total for Funds 29102, Func 1000 and Expense accounts		168.00	168.00	.00	.00	168.00
Funds 31200 - PubSchCapOutlay, Func 4000 - Capital Outlay						
31200- 4000- 54640- 0000- 512001- 0000- 00000	RentalLease2Pur		157,003.00	14,228.40	130,835.80	11,938.80
Total for Funds 31200, Func 4000 and Expense accounts		.00	157,003.00	14,228.40	130,835.80	11,938.80
Funds 31400 - SpcCapOutlaySt, Func 4000 - Capital Outlay						
31400- 4000- 53414- 0000- 512001- 0000- 00000	OthProfTechSvcs		77,167.00	4,274.37	72,892.33	.30
31400- 4000- 56119- 0000- 512001- 0000- 00000	SupplAssets<\$5k	210,151.00	226,224.00	13,356.16	822.06	212,045.78
31400- 4000- 57331- 0000- 512001- 0000- 00000	FixedAssets>\$5k			34.21	29,262.03	29,296.24-
Total for Funds 31400, Func 4000 and Expense accounts		210,151.00	303,391.00	17,664.74	102,976.42	182,749.84
Funds 31600 - CapImprvmtsHB33, Func 2300 - SupptSvcs-Admin						
31600- 2300- 53712- 0000- 512001- 0000- 00000	CityTaxCollCost	14,152.00	15,024.00		1,051.99	13,972.01
Total for Func 2300 and Expense accounts		14,152.00	15,024.00	.00	1,051.99	13,972.01
Funds 31600 - CapImprvmtsHB33, Func 4000 - Capital Outlay						
31600- 4000- 54640- 0000- 512001- 0000- 00000	RentalLease2Pur	929,295.00	986,510.00	4,306.75	805,394.35	176,808.90
Total for Func 4000 and Expense accounts		929,295.00	986,510.00	4,306.75	805,394.35	176,808.90
Total for Funds 31600		943,447.00	1,001,534.00	4,306.75	806,446.34	190,780.91
Funds 31700 - CapImprvmtsSB-9, Func 4000 - Capital Outlay						
31700- 4000- 54315- 0000- 512001- 0000- 00000	MntRepBlgsGrdEq	6,059.00	6,059.00			6,059.00
Total for Funds 31700, Func 4000 and Expense accounts		6,059.00	6,059.00	.00	.00	6,059.00
Funds 31701 - CapImprvsSB9Loc, Func 2300 - SupptSvcs-Admin						
31701- 2300- 53712- 0000- 512001- 0000- 00000	CityTaxCollCost	8,853.00	9,305.00		532.89	8,772.11
Total for Func 2300 and Expense accounts		8,853.00	9,305.00	.00	532.89	8,772.11
Funds 31701 - CapImprvsSB9Loc, Func 4000 - Capital Outlay						
31701- 4000- 54640- 0000- 512001- 0000- 00000	RentalLease2Pur	581,553.00	611,182.00	19,619.51	24,574.40	566,988.09
31701- 4000- 57331- 0000- 512001- 0000- 00000	FixedAssets>\$5k			5,562.98		5,562.98-
Total for Func 4000 and Expense accounts		581,553.00	611,182.00	25,182.49	24,574.40	561,425.11
Total for Funds 31701		590,406.00	620,487.00	25,182.49	25,107.29	570,197.22
Funds 31703 - SB9StateMAtch, Func 4000 - Capital Outlay						
31703- 4000- 56119- 0000- 512001- 0000- 00000	SupplAssets<\$5k		16,191.00			16,191.00
Total for Funds 31703, Func 4000 and Expense accounts		.00	16,191.00	.00	.00	16,191.00
Total for Org 120 - Cesar Chavez Community		6,384,178.00	6,896,365.00	915,181.24	3,654,179.37	2,327,004.39

Selection Grouped by Account Type, Filtered by User Permissions, (Org = 120, Online/Offline = N, Period = 10, UnPosted JEs? = N, Assets and Liabilities? = N, Restricted Accts? = Y, Objct = 5, Obj Digits = 0, Page Break Lvl =)

Statement Date 04/30/2023

Cash Object 11011

Status Posted

Journal Entry #

Bank Statement Ending Balance	1,863,754.62	Service Charge	0.00
Less: Uncleared Payments	28,114.42	Interest Earned	0.00
Add: Uncleared Deposits	0.00		
Add: Uncleared Other	0.00	Cleared Payments	210,149.87
Adjusted Bank Balance	1,835,640.20	Cleared Deposits	376,140.57
System Cash Balance	1,803,513.06	Cleared Other	7,606.15-
Add: Unposted Charges and Interest	0.00		
Revised System Cash Balance	1,803,513.06	Submitted By	JYAMAT, 05/16/2023
Difference	32,127.14 A	Posted By	EPEREZBM, 05/19/2023

Uncleared Payments

Issued	Check #	Check Amount	Pay To Name	Vendor ID	Emp ID	Bank Acct
06/29/22	13311	188.25	NM PED - Finance & Operations	001520		120MAIN
10/14/22	13460	10.00	Brown, Robin	010120		120MAIN
12/02/22	13545	650.55	Century Link	001355		120MAIN
02/10/23	13665	47.92	Amazon.com	001361		120MAIN
04/03/23	13751	967.90	Amazon Capital Services, Inc	001361		120MAIN
04/07/23	13769	5,250.05	Lockbox Services - #0138408 , Powerschool	010083		120MAIN
04/14/23	13781	2,059.29	Amazon Capital Services, Inc	001361		120MAIN
04/14/23	13782	2,693.75	DMH Law LLC	010169		120MAIN
04/20/23	13792	1,337.70	Amazon Capital Services, Inc	001361		120MAIN
04/25/23	13798	1,795.99	Amanda L. Alton		000194	120MAIN
04/28/23	13801	1,163.13	ADT Commercial LLC	000534		120MAIN
04/28/23	13802	230.64	Amazon Capital Services, Inc	001361		120MAIN
04/28/23	13803	1,780.00	Barnett Aldon Ironworks, Inc	010188		120MAIN
04/28/23	13804	634.60	Century Link	001355		120MAIN
04/28/23	13805	285.92	Cooperative Educational Services	000327		120MAIN
04/28/23	13806	140.08	LaBarge Landscape	010003		120MAIN
04/28/23	13807	1,469.02	PNM	000528		120MAIN
04/28/23	13808	50.30	Everett, Nathan	001561		120MAIN
04/28/23	13809	7,359.33	Johnson Controls Inc	010111		120MAIN
		28,114.42				

Cleared Payments

Issued	Check #	Check Amount	Cleared Amount	Difference	Cleared	Pay To Name	Vendor ID	Emp ID	Bank Acct
03/10/23	13720	542.25	542.25		04/30/23	Amazon.com	001361		120MAIN
03/17/23	13734	39.22	39.22		04/30/23	K12 Accounting, LLC	010176		120MAIN
03/27/23	13739	117.12	117.12		04/30/23	Century Link	001355		120MAIN

Selection Grouped by Org, Cash Object, Statement Date - Sorted by Item date, Item #, (Org = 120, Cash Object IN ('11011'), Bank Statement Date = 4/30/2023, Uncleared Only? = No)



Statement Date 04/30/2023

Cash Object 11011

Status Submitted

Journal Entry #

Cleared Payments (continued)

Issued	Check #	Check Amount	Cleared Amount	Difference	Cleared	Pay To Name	Vendor ID	Emp ID	Bank Acct
03/27/23	13740	644.27	644.27		04/30/23	Century Link	001355		120MAIN
03/27/23	13742	472.50	472.50		04/30/23	Jones School Supply Co., Inc	010021		120MAIN
03/30/23	13743	1,481.25	1,481.25		04/30/23	ACES	001522		120MAIN
03/30/23	13744	197.12	197.12		04/30/23	Bowers, Amy	010106		120MAIN
03/30/23	13746	193.75	193.75		04/30/23	Central NM Community College	010014		120MAIN
03/30/23	13747	436.03	436.03		04/30/23	Cooperative Educational Services	000327		120MAIN
03/30/23	13748	66.94	66.94		04/30/23	Cuara-Martinez, Karina S	000936		120MAIN
03/30/23	13749	140.08	140.08		04/30/23	LaBarge Landscape	010003		120MAIN
03/30/23	13750	18.45	18.45		04/30/23	Bowers, Amy	010106		120MAIN
04/03/23	13752	500.00	500.00		04/30/23	Inian Pueblo Marketing Inc	010185		120MAIN
04/03/23	13753	326.00	326.00		04/30/23	Waste Management of New Mexico	001428		120MAIN
04/03/23	13754	1,589.34	1,589.34		04/30/23	Wells Fargo Financial Leasing	000647		120MAIN
04/07/23	13760	10,423.15	10,423.15		04/30/23	ACES	001522		120MAIN
04/07/23	13761	1,500.00	1,500.00		04/30/23	ACT, Inc.	000807		120MAIN
04/07/23	13762	797.04	797.04		04/30/23	AJF Enterprise Inc	010154		120MAIN
04/07/23	13763	7,333.20	7,333.20		04/30/23	CamNet, Inc	010184		120MAIN
04/07/23	13764	103.76	103.76		04/30/23	Century Link	001355		120MAIN
04/07/23	13765	116.12	116.12		04/30/23	Century Link	001355		120MAIN
04/07/23	13766	2,413.60	2,413.60		04/30/23	Charter School Nursing	000847		120MAIN
04/07/23	13767	343.15	343.15		04/30/23	Dions	001411		120MAIN
04/07/23	13768	3,556.45	3,556.45		04/30/23	Dry Fly Enterprises, Inc	010170		120MAIN
04/07/23	13770	1,524.00	1,524.00		04/30/23	PNM	000528		120MAIN
04/07/23	13771	628.18	628.18		04/30/23	Richard M. Romero Consulting	001407		120MAIN
04/07/23	13772	658.25	658.25		04/30/23	Sam's Club & Wal-mart	000935		120MAIN
04/07/23	13773	628.18	628.18		04/30/23	SG Consulting Services, LLC	001409		120MAIN
04/07/23	13774	50.00	50.00		04/30/23	TSA Consulting Group, Inc.	001363		120MAIN
04/07/23	13775	145.65	145.65		04/30/23	Verizon Wireless	000658		120MAIN
04/07/23	13776	54.87	54.87		04/30/23	Arness, Tani	000696		120MAIN
04/07/23	13777	2,674.80	2,674.80		04/30/23	Dry Fly Enterprises, Inc	010170		120MAIN
04/07/23	13778	67.20	67.20		04/30/23	Kroger Smiths Customer Char	000968		120MAIN
04/07/23	13779	50.00	50.00		04/30/23	TSA Consulting Group, Inc.	001363		120MAIN
04/07/23	13823	3,460.71	3,460.71		04/30/23	NM RHC	900006		120MAIN
04/07/23	13845	18,333.72	18,333.72		04/30/23	NMPSIA	900001		120MAIN
04/10/23	13759	12,964.31	12,964.31		04/30/23	EFTPS	900004		120MAIN
04/10/23	Batch 04/10/2023	38,316.77	38,316.77		04/30/23				120MAIN

Selection Grouped by Org, Cash Object, Statement Date - Sorted by Item date, Item #, (Org = 120, Cash Object IN ('11011'), Bank Statement Date = 4/30/2023, Uncleared Only? = No)



Statement Date 04/30/2023

Cash Object 11011

Status Submitted

Journal Entry #

Cleared Payments (continued)

Issued	Check #	Check Amount	Cleared Amount	Difference	Cleared	Pay To Name	Vendor ID	Emp ID	Bank Acct
04/14/23	13780	30.24	30.24		04/30/23	ABCWUA	001289		120MAIN
04/14/23	13783	3,052.91	3,052.91		04/30/23	Ehlert, Karen	010026		120MAIN
04/14/23	13784	484.88	484.88		04/30/23	LaBarge Landscape	010003		120MAIN
04/14/23	13785	918.75	918.75		04/30/23	LSG and Associates Inc	010013		120MAIN
04/14/23	13786	277.57	277.57		04/30/23	New Mexico Gas Company	001288		120MAIN
04/14/23	13787	191.33	191.33		04/30/23	Pecos Valley Pizza Inc	010178		120MAIN
04/14/23	13788	1,589.34	1,589.34		04/30/23	Wells Fargo Financial Leasing	000647		120MAIN
04/14/23	13789	327.31	327.31		04/30/23	ABCWUA	001289		120MAIN
04/14/23	13790	131.47	131.47		04/30/23	EM3 Networks, LLC	010028		120MAIN
04/14/23	13825	32,127.14	32,127.14		04/30/23	NM Educational RetirementBoard	900005		120MAIN
04/20/23	13791	1,359.05	1,359.05		04/30/23	AJF Enterprise Inc	010154		120MAIN
04/20/23	13793	90.98	90.98		04/30/23	Catholic Community Services.	010180		120MAIN
04/20/23	13794	478.02	478.02		04/30/23	Herff Jones LLC	000403		120MAIN
04/20/23	13795	301.50	301.50		04/30/23	Pitney Bowes	000762		120MAIN
04/20/23	13796	30.00	30.00		04/30/23	Cuara-Martinez, Karina S	000936		120MAIN
04/20/23	13797	318.10	318.10		04/30/23	Lang, David	001534		120MAIN
04/24/23	13800	3,906.16	3,906.16		04/30/23	NM Taxation/Revenue Department	900003		120MAIN
04/25/23	13799	13,049.71	13,049.71		04/30/23	EFTPS	900004		120MAIN
04/25/23	Batch 04/25/2023	38,577.98	38,577.98		04/30/23				120MAIN
		210,149.87	210,149.87						

Cleared Deposits

Deposited	Deposit #	Deposit Amount	Cleared Amount	Difference	Cleared	Bank Acct
04/04/23	Batch 04/04/2023	13,191.59	13,191.59		04/30/23	120MAIN
04/07/23	Batch 04/07/2023	9,513.72	9,513.72		04/30/23	120MAIN
04/10/23	Batch 04/10/2023	213,549.35	213,549.35		04/30/23	120MAIN
04/12/23	Batch 04/12/2023	959.39	959.39		04/30/23	120MAIN
04/14/23	Batch 04/14/2023	120,383.03	120,383.03		04/30/23	120MAIN
04/18/23	Batch 04/18/2023	216.05	216.05		04/30/23	120MAIN
04/20/23	Batch 04/20/2023	4,775.60	4,775.60		04/30/23	120MAIN
04/24/23	Batch 04/24/2023	2,266.92	2,266.92		04/30/23	120MAIN
04/25/23	Batch 04/25/2023	10,481.16	10,481.16		04/30/23	120MAIN
04/26/23	Batch 04/26/2023	803.76	803.76		04/30/23	120MAIN
		376,140.57	376,140.57			

Selection Grouped by Org, Cash Object, Statement Date - Sorted by Item date, Item #, (Org = 120, Cash Object IN ('11011'), Bank Statement Date = 4/30/2023, Uncleared Only? = No)



Statement Date 04/30/2023

Cash Object 11011

Status Submitted

Journal Entry #

Cleared Other

Effective	JE #	Amount	Cleared Amount	Difference	Cleared	JE Comment	Bank Acct
04/30/23	CA23-00007	10,633.34-	10,633.34-		04/30/23		
04/30/23	CA23-00008	7,606.15-	7,606.15-		04/30/23		
04/30/23	CA23-00009	10,633.34	10,633.34		04/30/23		
		7,606.15-	7,606.15-				

A: Difference was due to timing difference of ERB Reversal. The voucher was voided because of the date but the reversal was posted in May causing the the bank rec to be off.

EX23-00673	19100	5/9/2023	16,088.67	18	Posted	PR	Expense	AP05092023E	Reversal of EX23-00671
EX23-00674	19101	5/9/2023	16,038.47	18	Posted	PR	Expense	AP05092023E	Reversal of EX23-00672

Analyzed Business Checking - PF

Account number: 2004444978 ■ April 1, 2023 - April 30, 2023 ■ Page 1 of 3

Page 51 of 53

WELLS
FARGO

CEASAR CHAVEZ COMMUNITY SCHOOL
OPERATING ACCOUNT
1325 PALOMAS DR SE
ALBUQUERQUE NM 87108-4718

Questions?

Call your Customer Service Officer or Client Services
1-800-AT WELLS (1-800-289-3557)
5:00 AM TO 6:00 PM Pacific Time Monday - Friday

Online: wellsfargo.com

Write: Wells Fargo Bank, N.A. (585)
P.O. Box 6995
Portland, OR 97228-6995

Account summary

Analyzed Business Checking - PF

Account number	Beginning balance	Total credits	Total debits	Ending balance
2004444978	\$1,705,370.07	\$380,993.42	-\$222,608.87	\$1,863,754.62

Credits

Deposits

Effective date	Posted date	Amount	Transaction detail
03/31	04/03	301.66	Reversal of Check Posted 3-31-23 Reposted 4-03-23 as Serial 0000013735 Our Ref: 3-31-23 00000000
	04/12	959.39	Deposit
04/13	04/14	1,524.00	Reversal of Check Posted 4-13-23 Payment Not Authorized (Ref Our Ref: 4-13-23 00000000)
	04/18	70.50	Deposit
04/18	04/19	967.90	Reversal of Check Posted 4-18-23 Refer to Maker Our Ref: 4-18-23 00000000
04/18	04/19	2,059.29	Reversal of Check Posted 4-18-23 Refer to Maker Our Ref: 4-18-23 00000000
	04/24	32.97	Deposit
	04/24	2,233.95	Deposit
		\$8,149.66	Total deposits

Electronic deposits/bank credits

Effective date	Posted date	Amount	Transaction detail
	04/04	13,191.59	State of NEW Mex Vndr Pymt Nmap0001637334 512-000-2223-24330-0002 24330 - ARP Esser III 1/1
	04/07	9,513.72	State of NEW Mex Vndr Pymt Nmap0001643604 512-000-2223-27407-0002 27407 Family Income Index
	04/10	213,549.35	State of NEW Mex Vndr Pymt Nmap0001644883 11000 Seg April 2023 11000 Seg April 2023
	04/14	120,383.03	State of NEW Mex Vndr Pymt Nmap0001648781 512-000-2223-24308-0001 24308 Crrsa, Esser II 7/1
	04/18	49.32	Sandoval County ACH Paymen 993280 March 2023 Distribution Sb-9
	04/18	96.23	Sandoval County ACH Paymen 993214 March 2023 Distribution Hb-33



Electronic deposits/bank credits (continued)

<i>Effective date</i>	<i>Posted date</i>	<i>Amount</i>	<i>Transaction detail</i>
	04/20	4,775.60	Bernalillo Count Distr_Pymt Cesar Chavez Community
	04/25	402.74	State of NEW Mex Vndr Pymt Nmap0001656796 512-000-2223-27502-0002 27502 Career Technical Ed
	04/25	2,208.32	State of NEW Mex Vndr Pymt Nmap0001656795 512-000-2223-27502-0001 27502 Career Technical Ed
	04/25	7,870.10	State of NEW Mex Vndr Pymt Nmap0001656598 512-000-2223-24101-0003 24101 Title I Part A- Ese
	04/26	803.76	State of NEW Mex Vndr Pymt Nmap0001657746 512-000-2223-24189-0002 24189 Student Supp Academ
		\$372,843.76	Total electronic deposits/bank credits
		\$380,993.42	Total credits

Debits

Electronic debits/bank debits

<i>Effective date</i>	<i>Posted date</i>	<i>Amount</i>	<i>Transaction detail</i>
	04/07	3,460.71	WT Seq453321 State of NEW Mexico, NE /Bnf=State of NEW Mexico, NEW Mexico Retiree Hea Srf# Gw00000057665965 Trn#230407453321 Rfb# 542
	04/07	18,333.72	WT Seq453220 State of NEW Mexico, Pu /Bnf=State of NEW Mexico, Public Schools Insuran Srf# Gw00000057665516 Trn#230407453220 Rfb# 541
	04/07	38,316.77	ACH Prep Origintn - Cesar Chavez Com - File 1200948759 Coid 1200948759
	04/07	326.00	Waste Management Internet 230405 043000096460724 School Cesar Chavez CO
	04/07	1,589.34	< Business to Business ACH Debit - Wells Fargo Bank Loan Lease 230405 000000013000371 Cesar Chavez Community
	04/10	12,964.31	< Business to Business ACH Debit - IRS Usatxpymt 041023 270350080642060 Cesar Chavez Community
	04/11	103.76	< Business to Business ACH Debit - Centurylink Auto Pay 14617514599 x
	04/11	116.12	< Business to Business ACH Debit - Centurylink Auto Pay 14617514335 x
	04/11	1,524.00	PNM Web_Pay Apr 23 11385292041023 Cesar Chavez Community
	04/12	658.25	< Business to Business ACH Debit - Sams Club SynCb Sams Epay 041023 2381073277 6046002049473324
	04/17	32,127.14	< Business to Business ACH Debit - Nmerb Web Pay 230414 02336 Cesar Chavez Community
	04/18	11.13	< Business to Business ACH Debit - Abcwua Water Aut Web Pay 230417 1578579560 Cesar Chavez Charter S
	04/18	19.11	< Business to Business ACH Debit - Abcwua Water Aut Web Pay 230417 5054939560 Cesar Chavez Charter S
	04/18	327.31	< Business to Business ACH Debit - Abcwua Water Aut Web Pay 230417 5154939560 Cesar Chavez Charter S
	04/18	1,589.34	< Business to Business ACH Debit - Wells Fargo Bank Loan Lease 230417 000000013067902 Cesar Chavez Community
	04/19	131.47	Em3Networksllc Webpayment 230418 School
	04/19	277.57	NM Gas Company Nmgas Web 155825500568066 Cesar Chavez Communi
	04/24	38,577.98	ACH Prep Origintn - Cesar Chavez Com - File 1200948759 Coid 1200948759
	04/24	301.50	< Business to Business ACH Debit - Pitney Purchase Direct Deb 230421 Pbpurchaspwr Kate Shelton



Electronic debits/bank debits (continued)

Effective date	Posted date	Amount	Transaction detail
	04/25	13,049.71 <	Business to Business ACH Debit - IRS Usatapytmt 042523 270351590170525 Cesar Chavez Community
	04/26	3,906.16 <	Business to Business ACH Debit - Tax_Rev_Wwt_Ecks Trd Pmnt 230424 1913281664 Cesar Chavez Community
		\$167,711.40	Total electronic debits/bank debits

< Business to Business ACH: If this is a business account, this transaction has a return time frame of one business day from post date. This time frame does not apply to consumer accounts.

Checks paid

Number	Amount	Date	Number	Amount	Date	Number	Amount	Date
13720	542.25	04/11	13763	7,333.20	04/18	13787*	191.33	04/21
13734*	39.22	04/04	13766*	2,413.60	04/14	13791*	1,359.05	04/28
13735	301.66	04/03	13767	343.15	04/21	13793*	90.98	04/26
13739*	117.12	04/04	13768	3,556.45	04/12	13794	478.02	04/27
13740	644.27	04/04	13770*	1,524.00	04/13	13796*	30.00	04/26
13742*	472.50	04/04	13771	628.18	04/14	13797	318.10	04/27
13743	1,481.25	04/04	13773*	628.18	04/17	99078876*	2,059.29	04/27
13744	197.12	04/03	13774	50.00	04/18	99095027*	967.90	04/27
13746*	193.75	04/05	13775	145.65	04/20	99140552*	2,233.95	04/27
13747	436.03	04/05	13776	54.87	04/24	99161732*	349.84	04/27
13748	66.94	04/11	13777	2,674.80	04/12	99166056*	47.92	04/27
13749	140.08	04/10	13778	67.20	04/17	99171869*	579.60	04/27
13750	18.45	04/03	13779	50.00	04/18	99175429*	29.95	04/27
13752*	500.00	04/14	13783*	3,052.91	04/24	99963040*	967.90	04/18
13760*	10,423.15	04/14	13784	484.88	04/27	99973419*	2,059.29	04/18
13761	1,500.00	04/17	13785	918.75	04/26	99990103*	1,337.70	04/21
13762	797.04	04/14						
		\$54,897.47	Total checks paid					

* Gap in check sequence.

\$222,608.87 Total debits

Daily ledger balance summary

Date	Balance	Date	Balance	Date	Balance
03/31	1,705,370.07	04/12	1,854,610.91	04/21	1,919,094.14
04/03	1,705,154.50	04/13	1,853,086.91	04/24	1,879,373.80
04/04	1,715,591.73	04/14	1,960,231.97	04/25	1,876,805.25
04/05	1,714,961.95	04/17	1,925,909.45	04/26	1,872,663.12
04/07	1,662,449.13	04/18	1,913,718.22	04/27	1,865,113.67
04/10	1,862,894.09	04/19	1,916,336.37	04/28	1,863,754.62
04/11	1,860,541.02	04/20	1,920,966.32		
Average daily ledger balance		\$1,836,152.33			