

**Cesar Chavez Community School**  
**Financial Update**  
**April 25, 2023**

A. BARs

BAR #	Fund Description	Reason/Type	Amount
<u>1</u> 2223-0040-I	11000 - Operational	To increase budgeted cash carryover based on actuals as of 06/30/22	\$ 139,299.00

B. Payroll & Accounts Payable Payment Vouchers

1 March 2023

C. Financial Statement Reports - as of February 28, 2023

1 Financial Analysis

2 Bank Reconciliations

D. Other

Must submit backup for all BARs, except transfers of funds for SEG or direct grants

**STATE OF NEW MEXICO**  
**PUBLIC EDUCATION DEPARTMENT**  
 300 Don Gaspar Santa Fe, NM 87501-2786  
**Budget Adjustment Request**

Doc. ID: 512-000-2223-0040-I  
 Fund Type: General Fund / Capital Outlay / Debt Service

Adjustment Type: Increase

Fiscal Year: 2022-2023

Entity Name: Cesar Chavez Community School

Adjustment Changes Intent/Scope of Program Yes or No?: No

Contact: Erik Perez, Business Manager

Total Approved Budget (Flowthrough):

Phone: 505-600-5577

Email: erik@k12accounting.com

<b>FLOWTHROUGH ONLY</b>	
Budget Period: 2022-07-01	To: 2023-06-30
A. Approved Carryover:	
B. Total Current Year Allocation:	
D. Total Funding Available:	

Revenue 11000.0000.11111 \$139,299

Fund	Function	Object	Program	Location	Job Class	Present Budget	Adj Amt Exp	Adj Budget	ADD'L FTE
11000 Operational	1000 Instruction	53330 Professional Development	1010 Regular Education (PreK-12) Programs	512001 Cesar Chavez Community School-Admin Office	0000 No Job Class	\$620	\$318	\$938	
11000 Operational	1000 Instruction	53711 Other Charges	1010 Regular Education (PreK-12) Programs	512001 Cesar Chavez Community School-Admin Office	0000 No Job Class	\$2,173	\$588	\$2,761	
11000 Operational	1000 Instruction	54610 Rental - Land and Buildings	1010 Regular Education (PreK-12) Programs	512001 Cesar Chavez Community School-Admin Office	0000 No Job Class	\$2,000	\$2,623	\$4,623	
11000 Operational	1000 Instruction	56112 Other Instructional Materials	1010 Regular Education (PreK-12) Programs	512001 Cesar Chavez Community School-Admin Office	0000 No Job Class	\$6,820	\$950	\$7,770	
11000 Operational	1000 Instruction	56113 Software	1010 Regular Education (PreK-12) Programs	512001 Cesar Chavez Community School-Admin Office	0000 No Job Class	\$19,756	\$212	\$19,968	
11000 Operational	1000 Instruction	56119 Supply Assets (\$5,000 or less).	1010 Regular Education (PreK-12) Programs	512001 Cesar Chavez Community School-Admin Office	0000 No Job Class	\$943	\$9,125	\$10,068	
11000 Operational	2100 Support Services-Students	53211 Diagnosticians - Contracted	2000 Special Programs	512001 Cesar Chavez Community School-Admin Office	0000 No Job Class	\$26,783	\$11,217	\$38,000	
11000 Operational	2100 Support Services-Students	53217 Interpreters - Contracted	2000 Special Programs	512001 Cesar Chavez Community School-Admin Office	0000 No Job Class		\$500	\$500	
11000 Operational	2100 Support Services-Students	53330 Professional Development	0000 No Program	512001 Cesar Chavez Community School-Admin Office	0000 No Job Class		\$130	\$130	
11000 Operational	2100 Support Services-Students	53414 Other Services	0000 No Program	512001 Cesar Chavez Community School-Admin Office	0000 No Job Class		\$33,997	\$33,997	
11000 Operational	2100 Support Services-Students	55915 Other Contract Services	0000 No Program	512001 Cesar Chavez Community School-Admin Office	0000 No Job Class	\$3,776	\$63	\$3,839	

11000 Operational	2100 Support Services-Students	56118 General Supplies and Materials	0000 No Program	512001 Cesar Chavez Community School-Admin Office	0000 No Job Class	\$1,000	\$250	\$1,250	Page 3 of 46
11000 Operational	2200 Support Services-Instruction	55915 Other Contract Services	0000 No Program	512001 Cesar Chavez Community School-Admin Office	0000 No Job Class	\$10,000	\$1,327	\$11,327	
11000 Operational	2200 Support Services-Instruction	56113 Software	0000 No Program	512001 Cesar Chavez Community School-Admin Office	0000 No Job Class	\$4,000	\$1,345	\$5,345	
11000 Operational	2200 Support Services-Instruction	56118 General Supplies and Materials	0000 No Program	512001 Cesar Chavez Community School-Admin Office	0000 No Job Class	\$1,852	\$1,882	\$3,734	
11000 Operational	2300 Support Services-General Administration	52311 Health and Medical Premiums	0000 No Program	512001 Cesar Chavez Community School-Admin Office	1111 Superintendent	\$5,377	\$106	\$5,483	
11000 Operational	2300 Support Services-General Administration	53330 Professional Development	0000 No Program	512001 Cesar Chavez Community School-Admin Office	0000 No Job Class		\$350	\$350	
11000 Operational	2300 Support Services-General Administration	53411 Auditing	0000 No Program	512001 Cesar Chavez Community School-Admin Office	0000 No Job Class	\$15,858	\$2,260	\$18,118	
11000 Operational	2300 Support Services-General Administration	55915 Other Contract Services	0000 No Program	512001 Cesar Chavez Community School-Admin Office	0000 No Job Class	\$8,650	\$968	\$9,618	
11000 Operational	2400 Support Services-School Administration	53330 Professional Development	0000 No Program	512001 Cesar Chavez Community School-Admin Office	0000 No Job Class		\$665	\$665	
11000 Operational	2400 Support Services-School Administration	53414 Other Services	0000 No Program	512001 Cesar Chavez Community School-Admin Office	0000 No Job Class		\$9,159	\$9,159	
11000 Operational	2400 Support Services-School Administration	53711 Other Charges	0000 No Program	512001 Cesar Chavez Community School-Admin Office	0000 No Job Class	\$100	\$63	\$163	
11000 Operational	2400 Support Services-School Administration	54311 Maintenance & Repair - Furniture/Fixtures/Equipment	0000 No Program	512001 Cesar Chavez Community School-Admin Office	0000 No Job Class		\$808	\$808	
11000 Operational	2400 Support Services-School Administration	55915 Other Contract Services	0000 No Program	512001 Cesar Chavez Community School-Admin Office	0000 No Job Class	\$800	\$192	\$992	
11000 Operational	2400 Support Services-School Administration	56113 Software	0000 No Program	512001 Cesar Chavez Community School-Admin Office	0000 No Job Class		\$3	\$3	
11000 Operational	2400 Support Services-School Administration	56119 Supply Assets (\$5,000 or less).	0000 No Program	512001 Cesar Chavez Community School-Admin Office	0000 No Job Class		\$456	\$456	
11000 Operational	2500 Central Services	53414 Other Services	0000 No Program	512001 Cesar Chavez Community School-Admin Office	0000 No Job Class		\$13,810	\$13,810	

11000 Operational	2500 Central Services	53711 Other Charges	0000 No Program	512001 Cesar Chavez Community School-Admin Office	0000 No Job Class	\$298	\$132	\$430	Page 4 of 46
11000 Operational	2500 Central Services	55400 Advertising	0000 No Program	512001 Cesar Chavez Community School-Admin Office	0000 No Job Class	\$7,000	\$17,354	\$24,354	
11000 Operational	2500 Central Services	56113 Software	0000 No Program	512001 Cesar Chavez Community School-Admin Office	0000 No Job Class	\$17,500	\$602	\$18,102	
11000 Operational	2500 Central Services	56119 Supply Assets (\$5,000 or less).	0000 No Program	512001 Cesar Chavez Community School-Admin Office	0000 No Job Class		\$2,675	\$2,675	
11000 Operational	2500 Central Services	57331 Fixed Assets (more than \$5,000)	0000 No Program	512001 Cesar Chavez Community School-Admin Office	0000 No Job Class		\$965	\$965	
11000 Operational	2600 Operation & Maintenance of Plant	54312 Maintenance & Repair - Buildings and Grounds	0000 No Program	512001 Cesar Chavez Community School-Admin Office	0000 No Job Class	\$12,000	\$3,880	\$15,880	
11000 Operational	2600 Operation & Maintenance of Plant	54412 Natural Gas (Buildings)	0000 No Program	512001 Cesar Chavez Community School-Admin Office	0000 No Job Class	\$2,300	\$1,500	\$3,800	
11000 Operational	2600 Operation & Maintenance of Plant	54415 Water/Sewage	0000 No Program	512001 Cesar Chavez Community School-Admin Office	0000 No Job Class	\$8,500	\$63	\$8,563	
11000 Operational	2600 Operation & Maintenance of Plant	54416 Communication Services	0000 No Program	512001 Cesar Chavez Community School-Admin Office	0000 No Job Class	\$17,500	\$7,070	\$24,570	
11000 Operational	2600 Operation & Maintenance of Plant	55915 Other Contract Services	0000 No Program	512001 Cesar Chavez Community School-Admin Office	0000 No Job Class	\$68,887	\$6,120	\$75,007	
11000 Operational	2600 Operation & Maintenance of Plant	56119 Supply Assets (\$5,000 or less).	0000 No Program	512001 Cesar Chavez Community School-Admin Office	0000 No Job Class	\$1,500	\$5,521	\$7,021	
11000 Operational	3100 Food Services Operations	56116 Food	0000 No Program	512001 Cesar Chavez Community School-Admin Office	0000 No Job Class	\$500	\$50	\$550	
Sub Total							\$139,299		
Indirect Cost									
<b>DOC. TOTAL</b>							\$139,299		

**Justification:**

Cash Carryover BAR

Compliance with Sections 10-15-1 and 22-8-12, NMSA, 1978 Compilation:

A. The requested budget/changes were authorized at a scheduled Board of Education or Governance Council meeting open to the public on:

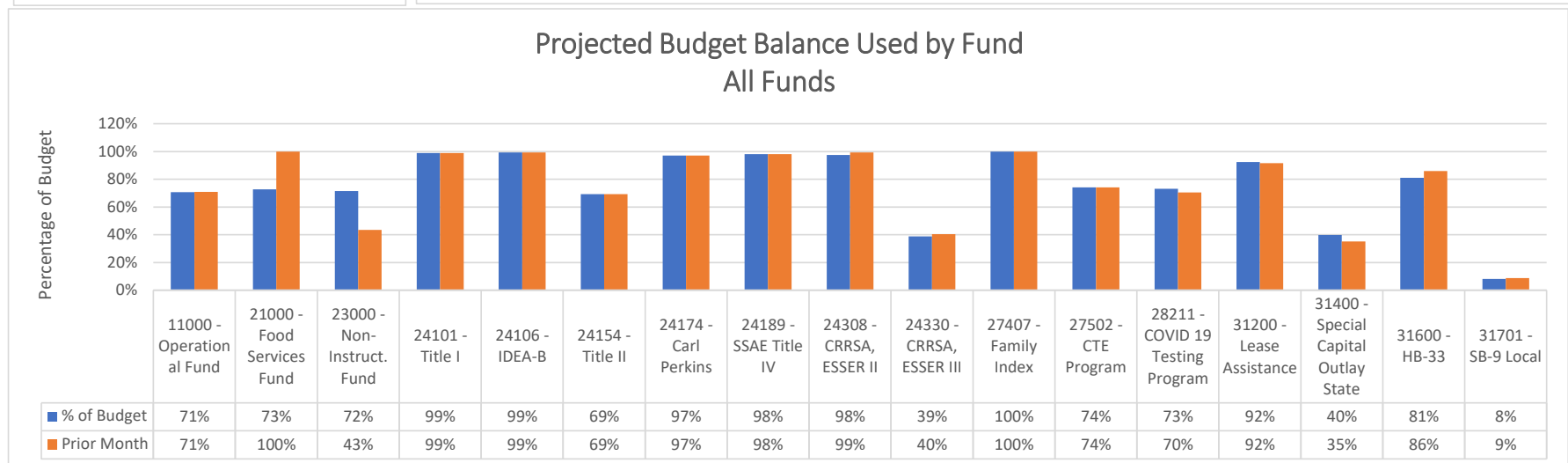
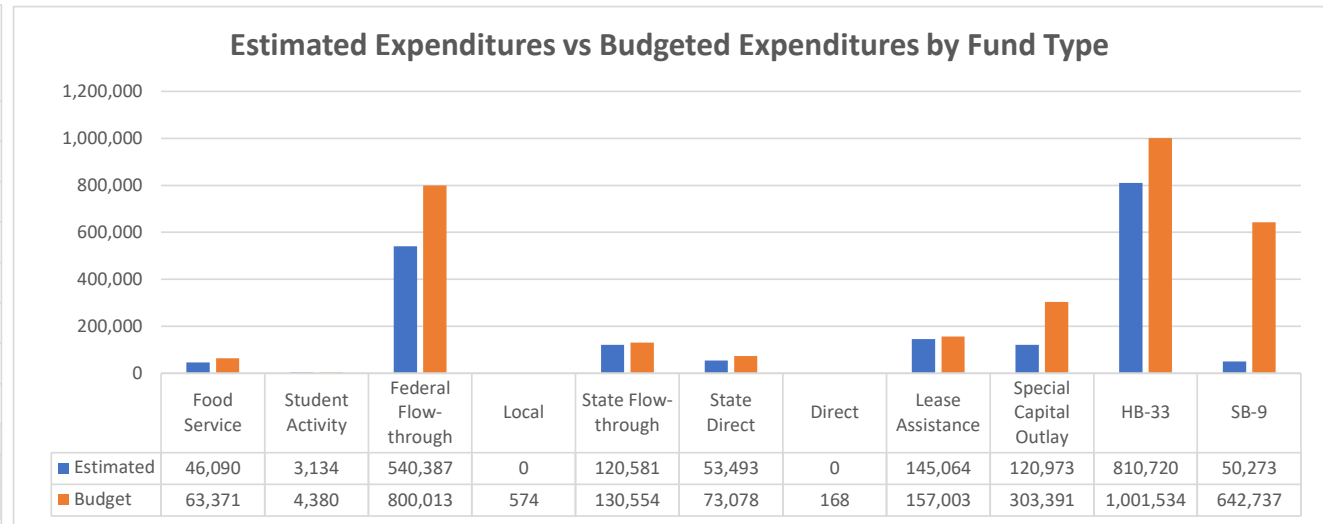
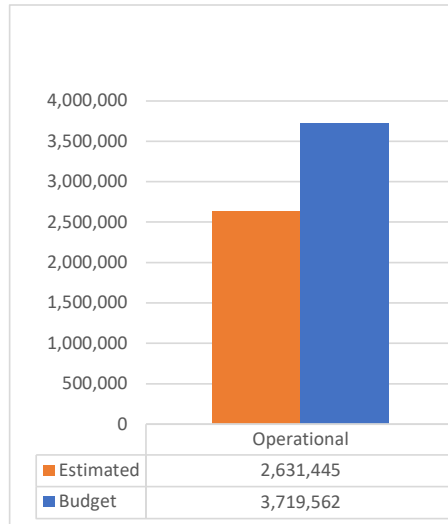
B. Justification for the transfer: Explanation such as "underbudgeted", "insufficient budget", or "needed to close out Project" ARE NOT ACCEPTABLE. Attach additional sheets if necessary.

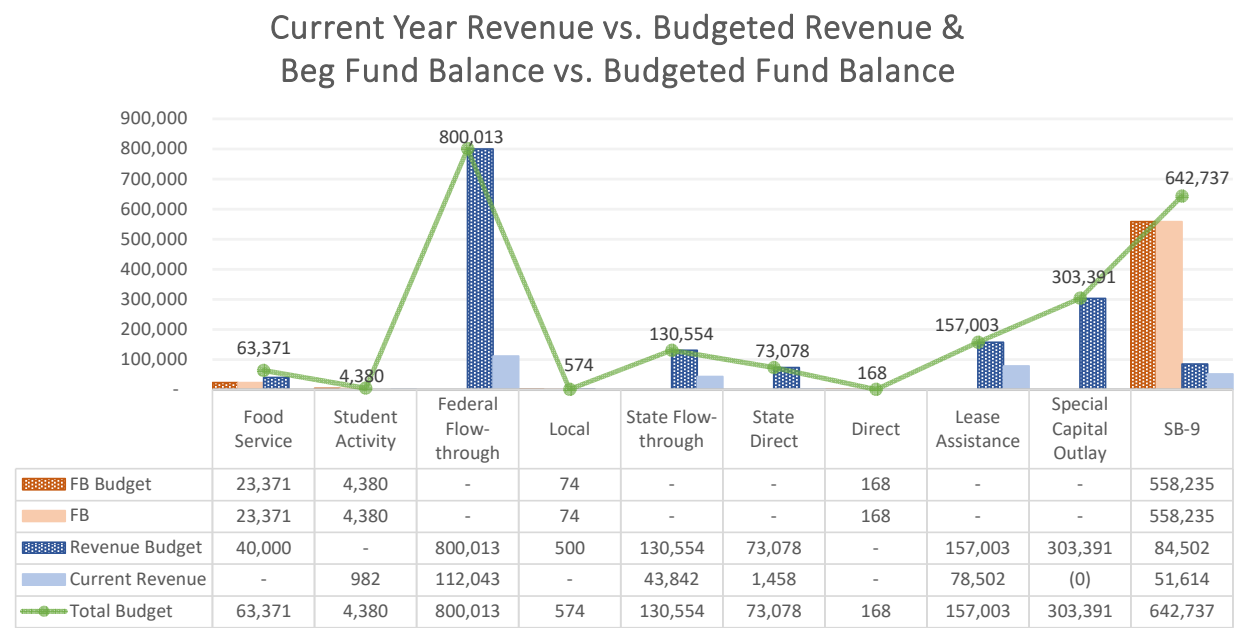
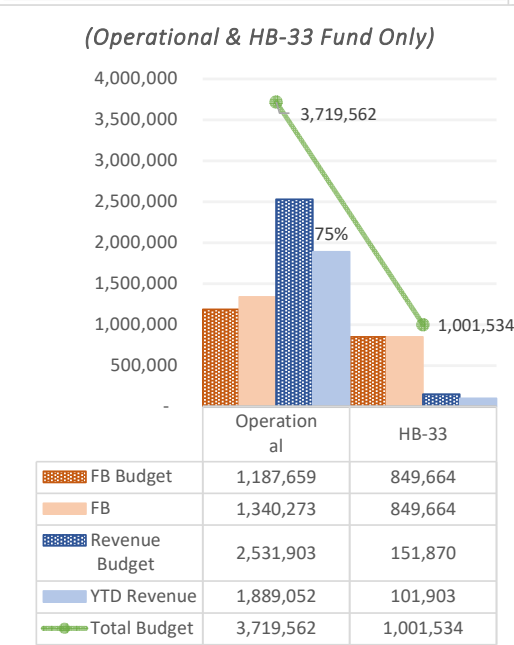
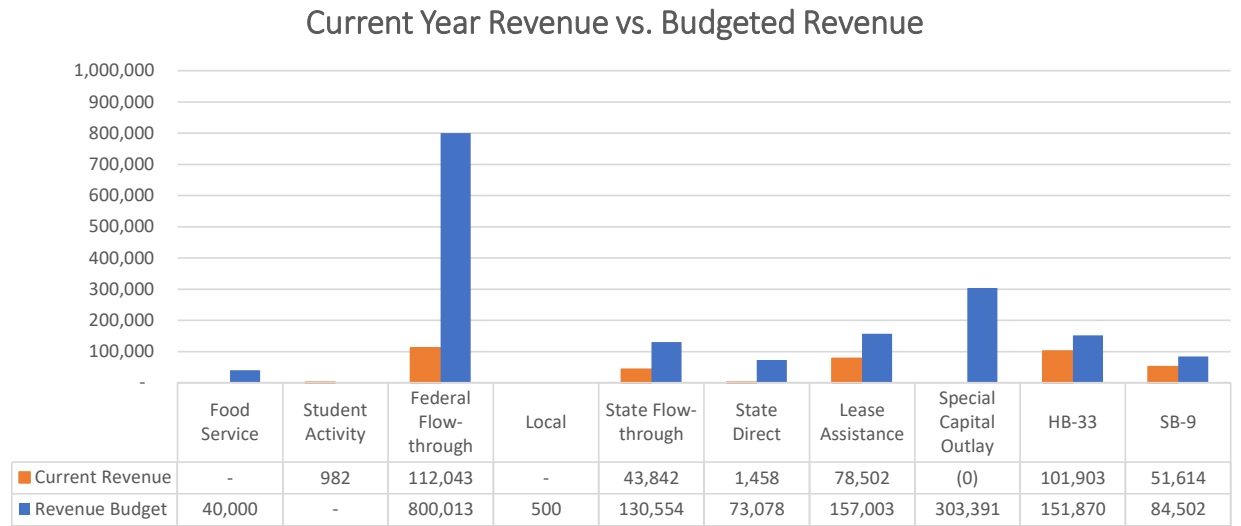
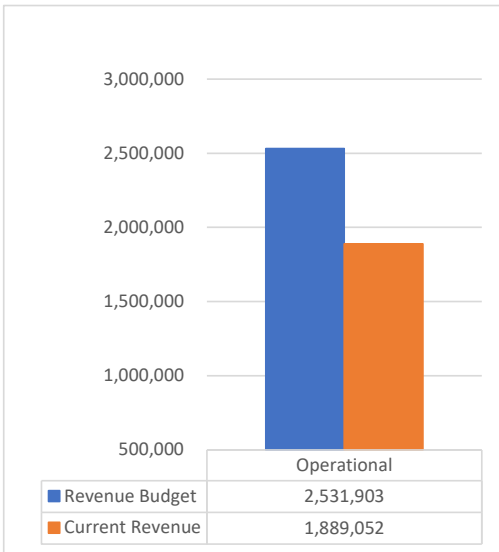
ALL TRANSFER BARS MUST NET OUT TO ZERO ON THE DOC. TOTAL LINE.

# Cesar Chavez Community School

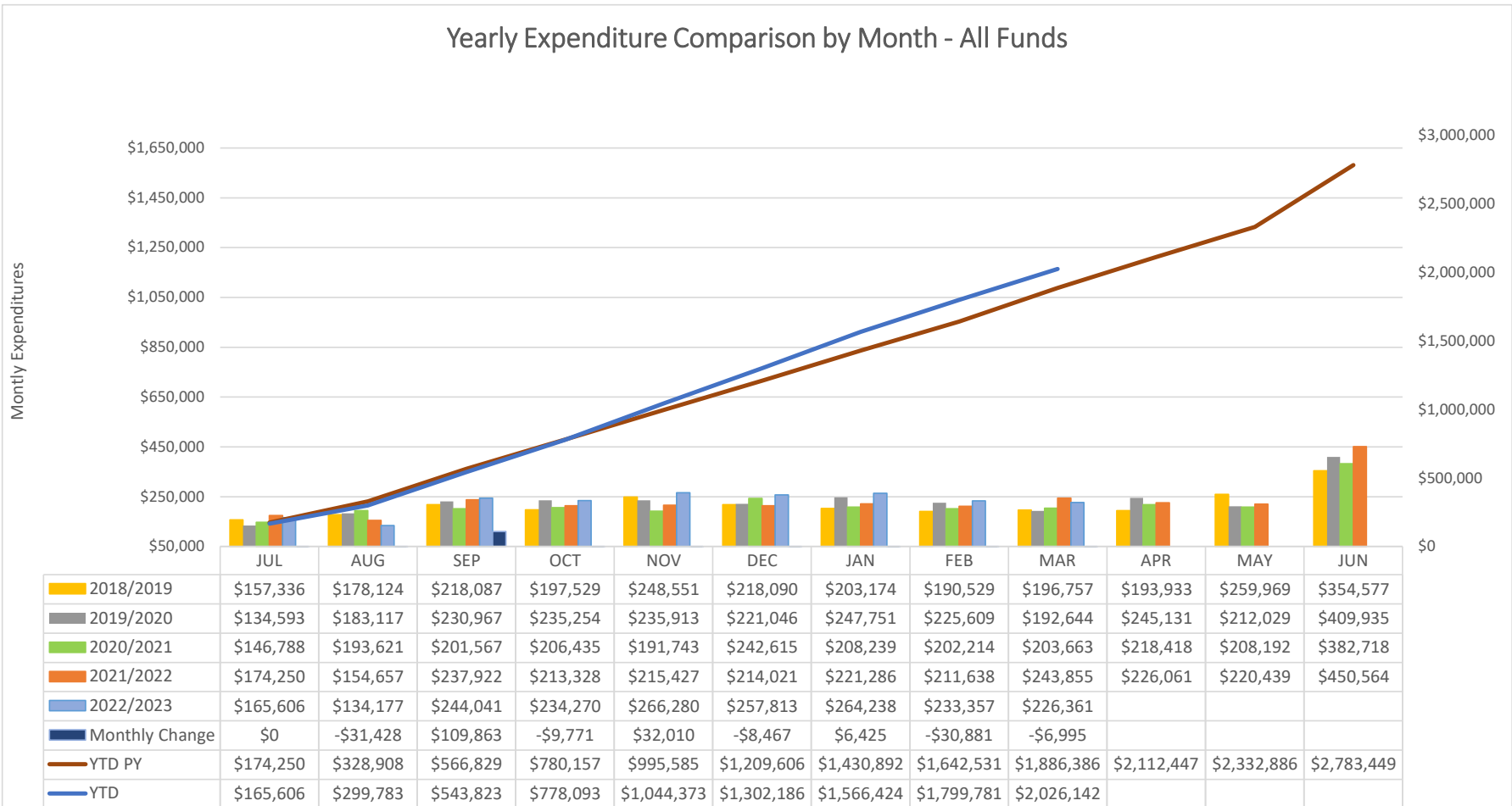
## Expenditure Analytical Review

March 31, 2023

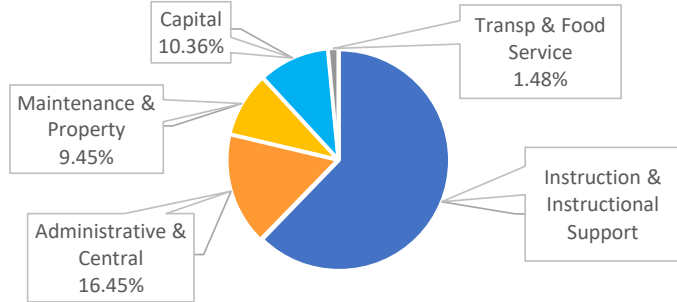




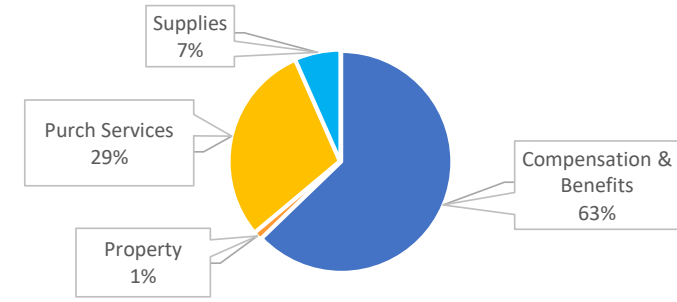
### Yearly Expenditure Comparison by Month - All Funds



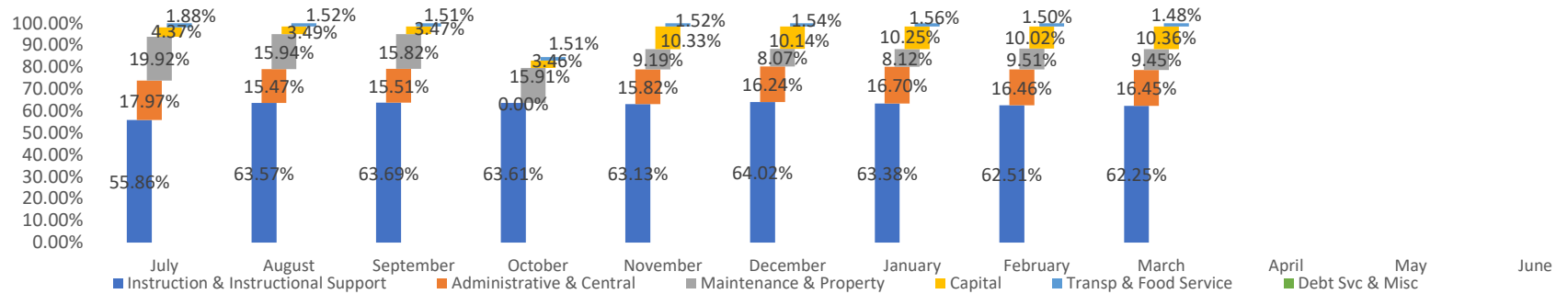
### Estimated Expenditures by Function - All Funds



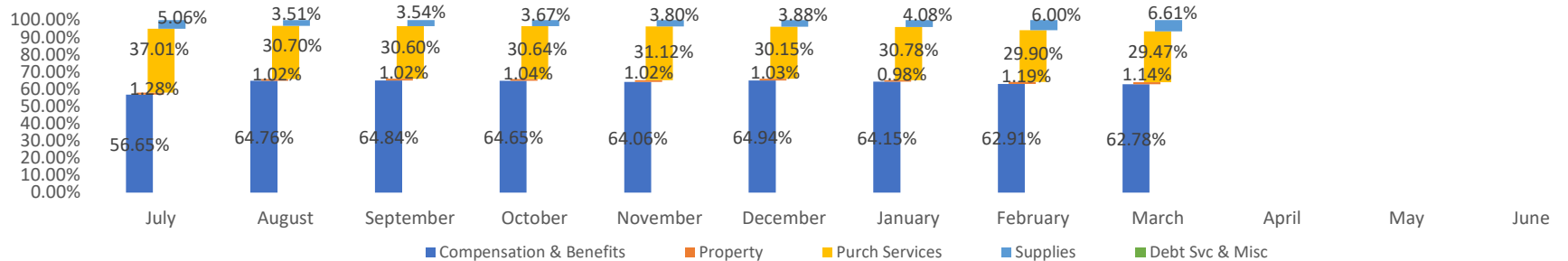
### Estimated Expenditures by Object - All Funds



### Function Code Change in Percentage by Month (All Funds - Exp & Encumbrance)

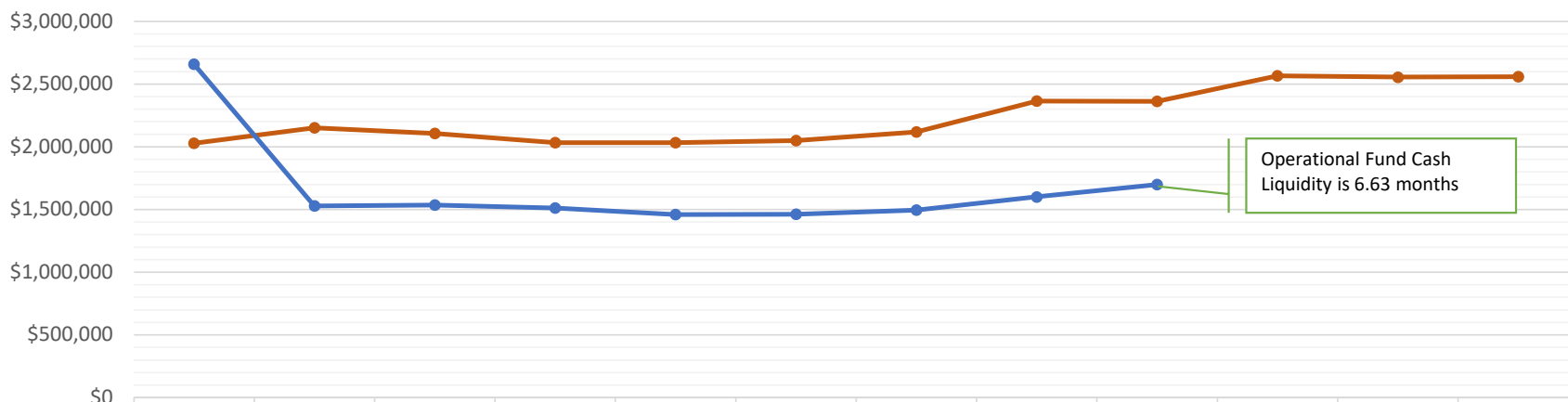


### Object Code Change in Percentage by Month (All Funds - Exp & Encumbrance)





### Monthly Cash Balance All Funds



	JUL	AUG	SEP	OCT	NOV	DEC	JAN	FEB	MAR	APR	MAY	JUN
<span style="color: orange;">—●</span> FY2022	\$2,029,338	\$2,152,112	\$2,107,515	\$2,034,029	\$2,033,393	\$2,049,210	\$2,118,888	\$2,364,120	\$2,361,614	\$2,565,643	\$2,555,792	\$2,558,225
<span style="color: blue;">—●</span> FY2023	\$2,659,548	\$1,528,172	\$1,536,319	\$1,511,757	\$1,461,033	\$1,461,818	\$1,495,930	\$1,600,897	\$1,700,124			

**Checks Dated 03/01/2023 through 03/31/2023**

Check Number	Check Date	Pay to the Order of	Check Amount
13702	03/03/2023	ABCWUA	11.13
13703	03/03/2023	ACES	10,366.90
13704	03/03/2023	Amazon.com	29.95
13705	03/03/2023	Dry Fly Enterprises, Inc	3,556.45
13706	03/03/2023	EM3 Networks, LLC	131.47
13707	03/03/2023	National Notary Association Attn: Batching	392.00
13708	03/03/2023	Siarza Social Digital LLC	79.84
13709	03/03/2023	SRSNM, LLC	2,086.04
13710	03/03/2023	Pitney Bowes	207.09
13711	03/03/2023	Scenario Learning, LLC	1,344.95
13715	03/08/2023	NM RHC	3,437.74
13718	03/10/2023	ACR LLC	458.75
13719	03/10/2023	AJF Enterprise Inc	1,011.63
13720	03/10/2023	Amazon.com	542.25
13721	03/10/2023	Arness, Tani	565.69
13722	03/10/2023	Century Link	103.80
13723	03/10/2023	Charter School Nursing	2,413.60
13724	03/10/2023	Cooperative Educational Services	107.22
13725	03/10/2023	DMH Law LLC	2,693.75
13726	03/10/2023	Herff Jones LLC	.30
13727	03/10/2023	LSG and Associates Inc	675.00
13728	03/10/2023	Verizon Wireless	145.67
13729	03/10/2023	Molina, Stephanie	44.00
13730	03/10/2023	New Mexico Gas Company	861.57
13731	03/17/2023	ABCWUA	323.59
13732	03/17/2023	Amazon.com	2,233.95
13733	03/17/2023	Catholic Community Services.	122.86
13734	03/17/2023	K12 Accounting, LLC	39.22
13735	03/17/2023	Pecos Valley Pizza Inc	301.66
13736	03/17/2023	Pitney Bowes	301.50
13738	03/27/2023	ABCWUA	19.11
13739	03/27/2023	Century Link	117.12
13740	03/27/2023	Century Link	644.27
13741	03/27/2023	Crystal Springs Bottled Water	12.93
13742	03/27/2023	Jones School Supply Co., Inc	472.50
13743	03/30/2023	ACES	1,481.25
13744	03/30/2023	Bowers, Amy	197.12
13745	03/30/2023	CCCS Education Foundation	19,077.33
13746	03/30/2023	Central NM Community College	193.75
13747	03/30/2023	Cooperative Educational Services	436.03
13748	03/30/2023	Cuara-Martinez, Karina S	66.94
13749	03/30/2023	LaBarge Landscape	140.08
13750	03/30/2023	Bowers, Amy	18.45
13755	03/08/2023	NMPSIA	17,395.50
13756	03/16/2023	EPARS TSA Consulting Group Inc	200.00
13757	03/15/2023	NM Educational Retirement Board	31,913.88
13758	03/23/2023	NM Taxation/Revenue Department	3,315.18
<b>Total Number of Checks</b>			<b>47</b>
			<b>110,291.01</b>

The preceding Checks have been issued in accordance with the District's Policy and authorization of the Board of Trustees. It is recommended that the preceding Checks be approved.



Page 1 of 2

## Checks Dated 03/01/2023 through 03/31/2023

Check Number	Check Date	Pay to the Order of	Check Amount
--------------	------------	---------------------	--------------

## Fund Recap

<u>Fund</u>	<u>Description</u>	<u>Check Count</u>	<u>Expensed Amount</u>
11000	Operational Fund	45	70,898.32
23000	Non-Instruct. Fund	1	66.94
24101	Title I - IASA	4	2,348.31
24106	IDEA-B Entitlement	4	1,444.80
24174	Carl Perkins Second. - Current	4	207.28
24189	SSAE Title IV	4	275.88
24308	CRRSA, ESSER II	4	7,279.55
24330	CRRSA, ESSER III	5	5,170.92
27407	Family Income Index	4	3,383.46
27502	Next Gen CTE	4	138.22
31200	Public School Capital Outlay	1	13,083.58
31600	Capital Improv. HB 33	1	1,078.87
31701	Capital Improv. SB9 Local	1	4,914.88
	Total Number of Checks	<b>47</b>	110,291.01
	Less Unpaid Tax Liability		.00
	<b>Net (Check Amount)</b>		<b>110,291.01</b>

The preceding Checks have been issued in accordance with the District's Policy and authorization of the Board of Trustees. It is recommended that the preceding Checks be approved.

Bank Account 120MAIN - Wells Fargo Operating Account

Payment Id	Comment						
Check # 13702	11000	03/03/2023	Check Amt	11.13	Status Cleared	ABCWUA (001289/1)	
157711768683		Water Utilities				11000- 2600- 54415- 0000- 512001- 0000- 00000	11.13
Check # 13703	11000	03/03/2023	Check Amt	10,366.90	Status Cleared	ACES (001522/2)	
10692		Business Manager Services				11000- 2500- 54320- 0000- 512001- 0000- 00000	10,366.90
Check # 13704	11000	03/03/2023	Check Amt	29.95	Status Cleared	Amazon.com (001361/1)	
IN4W-DTK1-9673		Classroom Supplies				11000- 1000- 56118- 1010- 512001- 0000- 00000	29.95
Check # 13705	11000	03/03/2023	Check Amt	3,556.45	Status Cleared	Dry Fly Enterprises, Inc (010170/1)	
IN60515		IT Services FY23				11000- 2500- 54320- 0000- 512001- 0000- 00000	3,556.45
Check # 13706	11000	03/03/2023	Check Amt	131.47	Status Cleared	EM3 Networks, LLC (010028/1)	
15126		Internet Services				11000- 0000- 46100- 0000- 512001- 0000- 00000	1,183.24-
						11000- 2600- 54416- 0000- 512001- 0000- 00000	1,314.71
Check # 13707	11000	03/03/2023	Check Amt	392.00	Status Cleared	National Notary Association Attn: Batching (001574/1)	
1921023		NNA Notary Renewal Membership for Karina Cuara				11000- 2400- 55915- 0000- 512001- 0000- 00000	392.00
Check # 13708	11000	03/03/2023	Check Amt	79.84	Status Cleared	Siarza Social Digital LLC (010147/1)	
122780		Siarza Integrated Marketing Plan				11000- 2500- 55400- 0000- 512001- 0000- 00000	79.84
Check # 13709	11000	03/03/2023	Check Amt	2,086.04	Status Cleared	SRSNM, LLC (010125/5)	
19502		Cleaning Services				11000- 2600- 55915- 0000- 512001- 0000- 00000	2,086.04
Check # 13710	11000	03/03/2023	Check Amt	207.09	Status Cleared	Pitney Bowes (000762/2)	
3317115033		Postage and Postal Rental				11000- 2500- 54620- 0000- 512001- 0000- 00000	207.09
Check # 13711	11000	03/03/2023	Check Amt	1,344.95	Status Cleared	Scenario Learning, LLC (010161/3)	
INV66448		Annual Subscripton , Training				11000- 2200- 56113- 0000- 512001- 0000- 00000	1,344.95
* Break in sequence							
Check # 13715	11000	03/08/2023	Check Amt	3,437.74	Status Cleared	NM RHC (900006/1)	
20230210-REG		NM RHC (900006/1) 02/10/2023 (REG)				11000- - 23123- - - -	1,118.04
						24101- - 23123- - - - -	89.60
						24106- - 23123- - - - -	40.00
						24174- - 23123- - - - -	6.69
						24189- - 23123- - - - -	8.90
						24308- - 23123- - - - -	208.35
						24330- - 23123- - - - -	139.13
						27407- - 23123- - - - -	103.70
						27502- - 23123- - - - -	4.46
20230224-REG		NM RHC (900006/1) 02/24/2023 (REG)				11000- - 23123- - - - -	1,118.04
						24101- - 23123- - - - -	89.60

Selection Sorted by Check Number, Inv #, Include Address=No, (Org = 120, Source = N, Pay To = N, Payment Method = N, Starting Check Date = 3/1/2023, Ending Check Date = 3/31/2023, Summary? = N, Sort/Group 1 = , Sort/Group 2 = )



Bank Account 120MAIN - Wells Fargo Operating Account

Payment Id	Comment							
Check # 13715	11000	03/08/2023	Check Amt	3,437.74	Status Cleared	NM RHC (900006/1) - continued		
20230224-REG		NM RHC (900006/1) 02/24/2023 (REG)				24106-	- 23123-	- 40.00
						24174-	- 23123-	6.69
						24189-	- 23123-	8.90
						24308-	- 23123-	208.35
						24330-	- 23123-	139.13
						27407-	- 23123-	103.70
						27502-	- 23123-	4.46
* Break in sequence								
Check # 13718	11000	03/10/2023	Check Amt	458.75	Status Cleared	ACR LLC (001267/2)		
7505		STARS				11000- 2100- 55915- 0000- 512001- 0000- 00000		458.75
Check # 13719	11000	03/10/2023	Check Amt	1,011.63	Status Cleared	AJF Enterprise Inc (010154/1)		
10910		Security Services				11000- 2600- 55915- 0000- 512001- 0000- 00000		1,011.63
Check # 13720	11000	03/10/2023	Check Amt	542.25	Status Printed	Amazon.com (001361/1)		
1WYW-RVT1-CWDF		Classroom Headphones				11000- 1000- 56118- 1010- 512001- 0000- 00000		542.25
Check # 13721	11000	03/10/2023	Check Amt	565.69	Status Cleared	Arness, Tani (000696/1)		
75938939		Advertisement Reimbursement				11000- 2300- 55400- 0000- 512001- 0000- 00000		565.69
Check # 13722	11000	03/10/2023	Check Amt	103.80	Status Cleared	Century Link (001355/2)		
156 20230228		Phone, Fax Servcie				11000- 2600- 54416- 0000- 512001- 0000- 00000		103.80
Check # 13723	11000	03/10/2023	Check Amt	2,413.60	Status Cleared	Charter School Nursing (000847/1)		
12312018-576		Nurse Services				11000- 2100- 53414- 0000- 512001- 0000- 00000		2,413.60
Check # 13724	11000	03/10/2023	Check Amt	107.22	Status Cleared	Cooperative Educational Services (000327/3)		
36-047150		Diagnosticians				11000- 2100- 53211- 2000- 512001- 0000- 00000		107.22
Check # 13725	11000	03/10/2023	Check Amt	2,693.75	Status Cleared	DMH Law LLC (010169/1)		
176		FY23 Attorney Fees				11000- 2300- 53413- 0000- 512001- 0000- 00000		2,693.75
Check # 13726	11000	03/10/2023	Check Amt	.30	Status Cleared	Herff Jones LLC (000403/3)		
1158571		Diplomas and Diploma Covers				11000- 2400- 56118- 0000- 512001- 0000- 00000		.30
Check # 13727	11000	03/10/2023	Check Amt	675.00	Status Cleared	LSG and Associates Inc (010013/1)		
6742		SLP				11000- 2100- 53212- 2000- 512001- 0000- 00000		675.00
Check # 13728	11000	03/10/2023	Check Amt	145.67	Status Cleared	Verizon Wireless (000658/1)		
9928276489		Cell Phone Services				11000- 2600- 54416- 0000- 512001- 0000- 00000		105.64
9928276489A		Hot Spots				24330- 2600- 54416- 0000- 512001- 0000- 00000		40.03
Check # 13729	11000	03/10/2023	Check Amt	44.00	Status Cleared	Molina, Stephanie (010177/1)		
3843353245		Background Check Reimbursements				11000- 2500- 53711- 0000- 512001- 0000- 00000		44.00

Selection Sorted by Check Number, Inv #, Include Address=No, (Org = 120, Source = N, Pay To = N, Payment Method = N, Starting Check Date = 3/1/2023, Ending Check Date = 3/31/2023, Summary? = N, Sort/Group 1 = , Sort/Group 2 = )



Bank Account 120MAIN - Wells Fargo Operating Account

Payment Id	Comment						
Check # 13730	11000	03/10/2023	Check Amt	861.57	Status Cleared	New Mexico Gas Company (001288/1)	
20230220		Utilities - Gas				11000- 2600- 54412- 0000- 512001- 0000- 00000	861.57
Check # 13731	11000	03/17/2023	Check Amt	323.59	Status Cleared	ABCWUA (001289/1)	
515973765410		Water Utilities				11000- 2600- 54415- 0000- 512001- 0000- 00000	323.59
Check # 13732	11000	03/17/2023	Check Amt	2,233.95	Status Cleared	Amazon.com (001361/1)	
1K4J-9KPK-CQ4Q		Classroom Computer Monitor				11000- 1000- 56119- 1010- 512001- 0000- 00000	262.88
1NLY-Q7RC-7CPX		Guitars for Music Class				11000- 1000- 56119- 1010- 512001- 0000- 00000	1,500.37
1TTD-7VXF-MF73		Student Common Area Appliances				11000- 2400- 56119- 0000- 512001- 0000- 00000	335.61
1VML-T7M6-1QYN		Classroom Vacuum Cleaner				11000- 2600- 56119- 0000- 512001- 0000- 00000	135.09
Check # 13733	11000	03/17/2023	Check Amt	122.86	Status Cleared	Catholic Community Services. (010180/1)	
1691-8564		Interpreter Services				11000- 2100- 53217- 2000- 512001- 0000- 00000	122.86
Check # 13734	11000	03/17/2023	Check Amt	39.22	Status Printed	K12 Accounting, LLC (010176/1)	
2753-CCC		CY2022 Tax Forms				11000- 2500- 56118- 0000- 512001- 0000- 00000	39.22
Check # 13735	11000	03/17/2023	Check Amt	301.66	Status Cleared	Pecos Valley Pizza Inc (010178/1)	
13261		Pizza for students.				11000- 1000- 53711- 1010- 512001- 0000- 00000	140.88
13282		Pizza for students.				11000- 1000- 53711- 1010- 512001- 0000- 00000	160.78
Check # 13736	11000	03/17/2023	Check Amt	301.50	Status Cleared	Pitney Bowes (000762/2)	
20230314		Postage and Postal Rental				11000- 2500- 56118- 0000- 512001- 0000- 00000	301.50
* Break in sequence							
Check # 13738	11000	03/27/2023	Check Amt	19.11	Status Cleared	ABCWUA (001289/1)	
505077580134		Water Utilities				11000- 2600- 54415- 0000- 512001- 0000- 00000	19.11
Check # 13739	11000	03/27/2023	Check Amt	117.12	Status Printed	Century Link (001355/1)	
272B 20230301		Phone, Fax Servcie				11000- 2600- 54416- 0000- 512001- 0000- 00000	117.12
Check # 13740	11000	03/27/2023	Check Amt	644.27	Status Printed	Century Link (001355/1)	
632991935		Phone, Fax Servcie				11000- 2600- 54416- 0000- 512001- 0000- 00000	644.27
Check # 13741	11000	03/27/2023	Check Amt	12.93	Status Cleared	Crystal Springs Bottled Water (000334/3)	
451291		Bottled Water				11000- 2400- 56118- 0000- 512001- 0000- 00000	12.93
Check # 13742	11000	03/27/2023	Check Amt	472.50	Status Printed	Jones School Supply Co., Inc (010021/1)	
1930982		Student Certificates				11000- 2400- 56118- 0000- 512001- 0000- 00000	472.50
Check # 13743	11000	03/30/2023	Check Amt	1,481.25	Status Printed	ACES (001522/2)	
10825		SPED Conusltant - Christina Baca				11000- 2100- 53211- 2000- 512001- 0000- 00000	1,481.25
Check # 13744	11000	03/30/2023	Check Amt	197.12	Status Printed	Bowers, Amy (010106/1)	
088870		Self-Care Items FY23				11000- 2100- 56118- 0000- 512001- 0000- 00000	88.20

Selection Sorted by Check Number, Inv #, Include Address=No, (Org = 120, Source = N, Pay To = N, Payment Method = N, Starting Check Date = 3/1/2023, Ending Check Date = 3/31/2023, Summary? = N, Sort/Group 1 = , Sort/Group 2 = )



Bank Account 120MAIN - Wells Fargo Operating Account

Payment Id	Comment							
Check # 13744	11000	03/30/2023	Check Amt	197.12	Status Printed	Bowers, Amy (010106/1) - continued		
114-0704018-6679403			Self-Care Items FY23			11000- 2100- 56118- 0000- 512001- 0000- 00000		86.94
114-8064197-0772206			Self-Care Items FY23			11000- 2100- 56118- 0000- 512001- 0000- 00000		21.98
Check # 13745	31200	03/30/2023	Check Amt	19,077.33	Status Cleared	CCCS Education Foundation (001285/1)		
1154			Rent			31200- 4000- 54640- 0000- 512001- 0000- 00000		13,083.58
						31600- 4000- 54640- 0000- 512001- 0000- 00000		1,078.87
						31701- 4000- 54640- 0000- 512001- 0000- 00000		4,914.88
Check # 13746	11000	03/30/2023	Check Amt	193.75	Status Printed	Central NM Community College (010014/1)		
SP23-402-A			Course supplies			11000- 1000- 53711- 1010- 512001- 0000- 00000		193.75
Check # 13747	11000	03/30/2023	Check Amt	436.03	Status Printed	Cooperative Educational Services (000327/3)		
36-047287			Diagnosticians			11000- 2100- 53211- 2000- 512001- 0000- 00000		436.03
Check # 13748	23000	03/30/2023	Check Amt	66.94	Status Printed	Cuara-Martinez, Karina S (000936/1)		
587611			Students snacks			23000- 1000- 56118- 9000- 512001- 0000- 00000		66.94
Check # 13749	11000	03/30/2023	Check Amt	140.08	Status Printed	LaBarge Landscape (010003/1)		
44286			Landscaping Services			11000- 2600- 54312- 0000- 512001- 0000- 00000		140.08
Check # 13750	11000	03/30/2023	Check Amt	18.45	Status Printed	Bowers, Amy (010106/1)		
324322			Self-Care Items FY23			11000- 2100- 56118- 0000- 512001- 0000- 00000		18.45
* Break in sequence								
Check # 13755	11000	03/08/2023	Check Amt	17,395.50	Status Cleared	NMPSIA (900001/1)		
20230210-REG			NMPSIA (900001/1) 02/10/2023 (REG)			11000- - 23125- - - -		5,779.61
						24101- - 23125- - - -		202.99
						24106- - 23125- - - -		269.10
						24174- - 23125- - - -		27.71
						24189- - 23125- - - -		36.93
						24308- - 23125- - - -		1,288.12
						24330- - 23125- - - -		1,008.07
						27407- - 23125- - - -		535.68
						27502- - 23125- - - -		18.50
20230224-REG			NMPSIA (900001/1) 02/24/2023 (REG)			11000- - 23125- - - -		5,777.06
						24101- - 23125- - - -		202.98
						24106- - 23125- - - -		269.10
						24174- - 23125- - - -		27.71
						24189- - 23125- - - -		36.93
						24308- - 23125- - - -		1,288.12
						24330- - 23125- - - -		1,008.06

Selection Sorted by Check Number, Inv #, Include Address=No, (Org = 120, Source = N, Pay To = N, Payment Method = N, Starting Check Date = 3/1/2023, Ending Check Date = 3/31/2023, Summary? = N, Sort/Group 1 = , Sort/Group 2 = )



Bank Account 120MAIN - Wells Fargo Operating Account

Payment Id	Comment								
Check # 13755	11000	03/08/2023	Check Amt	17,395.50	Status Cleared	NMPSIA (900001/1) - continued			
20230224-REG		NMPSIA (900001/1) 02/24/2023 (REG)			27407-	- 23125-	-	-	535.68
					27502-	- 23125-	-	-	18.50
DP23-00007		NMPSIA Adj 2023 02			11000-	- 23125-	-	-	294.36-
					11000- 1000- 52313- 2000- 512001- 1412- 00000				.02
					11000- 2100- 52311- 0000- 512001- 1217- 00000				.02
					11000- 2100- 52311- 4025- 512001- 1214- 00000				602.28-
					11000- 2100- 52312- 4025- 512001- 1214- 00000				2.64-
					11000- 2100- 52313- 4025- 512001- 1214- 00000				10.02-
					11000- 2100- 52314- 4025- 512001- 1214- 00000				4.38-
					11000- 2100- 52315- 4025- 512001- 1214- 00000				21.78-
					11000- 2300- 52311- 0000- 512001- 1111- 00000				.02
					24106- 1000- 52313- 2000- 512001- 1412- 00000				.02
					24308- 1000- 52315- 1010- 512001- 1411- 00000				.01
					27407- 1000- 52311- 1010- 512001- 1711- 00000				.02
Check # 13756	11000	03/16/2023	Check Amt	200.00	Status Cleared	EPARS TSA Consulting Group Inc (901000/1)			
20230210-REG		EPARS TSA Consulting Group Inc (901000/1) 02/10/2023 (REG)			11000-	- 23147-	-	-	100.00
20230224-REG		EPARS TSA Consulting Group Inc (901000/1) 02/24/2023 (REG)			11000-	- 23147-	-	-	100.00
Check # 13757	11000	03/15/2023	Check Amt	31,913.88	Status Cleared	NM Educational RetirementBoard (900005/1)			
20230210-REG		NM Educational RetirementBoard (900005/1) 02/10/2023 (REG)			11000-	- 23124-	-	-	10,379.40
					24101-	- 23124-	-	-	831.73
					24106-	- 23124-	-	-	371.32
					24174-	- 23124-	-	-	62.05
					24189-	- 23124-	-	-	82.55
					24308-	- 23124-	-	-	1,934.30
					24330-	- 23124-	-	-	1,291.51
					27407-	- 23124-	-	-	962.72
					27502-	- 23124-	-	-	41.36
20230224-REG		NM Educational RetirementBoard (900005/1) 02/24/2023 (REG)			11000-	- 23124-	-	-	10,379.40
					24101-	- 23124-	-	-	831.73
					24106-	- 23124-	-	-	371.32
					24174-	- 23124-	-	-	62.05
					24189-	- 23124-	-	-	82.55

Selection Sorted by Check Number, Inv #, Include Address=No, (Org = 120, Source = N, Pay To = N, Payment Method = N, Starting Check Date = 3/1/2023, Ending Check Date = 3/31/2023, Summary? = N, Sort/Group 1 = , Sort/Group 2 = )





**Bank Account 120MAIN - Wells Fargo Operating Account**

Payment Id	Comment								
Check # 13757	11000	03/15/2023	Check Amt	<b>31,913.88</b>	Status Cleared	<b>NM Educational RetirementBoard (900005/1) - continued</b>			
20230224-REG		NM Educational RetirementBoard (900005/1) 02/24/2023 (REG)			24308-	- 23124-	-	-	1,934.30
					24330-	- 23124-	-	-	1,291.51
					27407-	- 23124-	-	-	962.72
					27502-	- 23124-	-	-	41.36
Check # 13758	11000	03/23/2023	Check Amt	<b>3,315.18</b>	Status Cleared	<b>NM Taxation/Revenue Department (900003/1)</b>			
20230210-REG		NM Taxation/Revenue Department (900003/1) 02/10/2023 (REG)			11000-	- 23142-	-	-	1,118.82
					24101-	- 23142-	-	-	49.84
					24106-	- 23142-	-	-	41.97
					24174-	- 23142-	-	-	7.19
					24189-	- 23142-	-	-	9.56
					24308-	- 23142-	-	-	209.00
					24330-	- 23142-	-	-	126.74
					27407-	- 23142-	-	-	89.62
					27502-	- 23142-	-	-	4.79
20230224-REG		NM Taxation/Revenue Department (900003/1) 02/24/2023 (REG)			11000-	- 23142-	-	-	1,118.94
					24101-	- 23142-	-	-	49.84
					24106-	- 23142-	-	-	41.97
					24174-	- 23142-	-	-	7.19
					24189-	- 23142-	-	-	9.56
					24308-	- 23142-	-	-	209.00
					24330-	- 23142-	-	-	126.74
					27407-	- 23142-	-	-	89.62
					27502-	- 23142-	-	-	4.79
<b>Number of Items</b>	<b>47</b>			<b>110,291.01</b>	<b>Totals for Org 2</b>				

**Bank Account 120MAIN - Wells Fargo Operating Account**

**2023 Org Recap**

**120 - Cesar Chavez Community**

Check #	13702	through	ACH-00003249	Total Count	93	\$223,813.36
---------	-------	---------	--------------	-------------	----	--------------

11000-11011*					70,898.32-
11000-23123	2,236.08				
11000-23124	20,758.80				
11000-23125	11,262.31				
11000-23142	2,237.76				
11000-23147	200.00				
11000-46100					1,183.24-
11000-52311					602.24-
11000-52312					2.64-
11000-52313					10.00-
11000-52314					4.38-
11000-52315					21.78-
11000-53211	2,024.50				
11000-53212	675.00				
11000-53217	122.86				
11000-53413	2,693.75				
11000-53414	2,413.60				
11000-53711	539.41				
11000-54312	140.08				
11000-54320	13,923.35				
11000-54412	861.57				
11000-54415	353.83				
11000-54416	2,285.54				
11000-54620	207.09				
11000-55400	645.53				
11000-55915	3,948.42				
11000-56113	1,344.95				
11000-56118	1,614.22				
11000-56119	2,233.95				
<b>Totals for Fund 11000</b>	<b>72,722.60</b>				<b>72,722.60-</b>
23000-11011*					66.94-
23000-56118	66.94				

**Bank Account 120MAIN - Wells Fargo Operating Account**

**2023 Org Recap (continued)**

**120 - Cesar Chavez Community**

Check # 13702 through ACH-00003249 Total Count 93 \$223,813.36 (continued)

<b>Totals for Fund 23000</b>	<b>66.94</b>	<b>66.94-</b>
24101-11011*		2,348.31-
24101-23123	179.20	
24101-23124	1,663.46	
24101-23125	405.97	
24101-23142	99.68	
<b>Totals for Fund 24101</b>	<b>2,348.31</b>	<b>2,348.31-</b>
24106-11011*		1,444.80-
24106-23123	80.00	
24106-23124	742.64	
24106-23125	538.20	
24106-23142	83.94	
24106-52313	.02	
<b>Totals for Fund 24106</b>	<b>1,444.80</b>	<b>1,444.80-</b>
24174-11011*		207.28-
24174-23123	13.38	
24174-23124	124.10	
24174-23125	55.42	
24174-23142	14.38	
<b>Totals for Fund 24174</b>	<b>207.28</b>	<b>207.28-</b>
24189-11011*		275.88-
24189-23123	17.80	
24189-23124	165.10	
24189-23125	73.86	
24189-23142	19.12	
<b>Totals for Fund 24189</b>	<b>275.88</b>	<b>275.88-</b>
24308-11011*		7,279.55-
24308-23123	416.70	
24308-23124	3,868.60	
24308-23125	2,576.24	
24308-23142	418.00	
24308-52315	.01	

**Bank Account 120MAIN - Wells Fargo Operating Account**

**2023 Org Recap (continued)**

**120 - Cesar Chavez Community**

Check # 13702 through ACH-00003249 Total Count 93 \$223,813.36 (continued)

<b>Totals for Fund 24308</b>	<b>7,279.55</b>	<b>7,279.55-</b>
24330-11011*		5,170.92-
24330-23123	278.26	
24330-23124	2,583.02	
24330-23125	2,016.13	
24330-23142	253.48	
24330-54416	40.03	
<b>Totals for Fund 24330</b>	<b>5,170.92</b>	<b>5,170.92-</b>
27407-11011*		3,383.46-
27407-23123	207.40	
27407-23124	1,925.44	
27407-23125	1,071.36	
27407-23142	179.24	
27407-52311	.02	
<b>Totals for Fund 27407</b>	<b>3,383.46</b>	<b>3,383.46-</b>
27502-11011*		138.22-
27502-23123	8.92	
27502-23124	82.72	
27502-23125	37.00	
27502-23142	9.58	
<b>Totals for Fund 27502</b>	<b>138.22</b>	<b>138.22-</b>
31200-11011*		13,083.58-
31200-54640	13,083.58	
<b>Totals for Fund 31200</b>	<b>13,083.58</b>	<b>13,083.58-</b>
31600-11011*		1,078.87-
31600-54640	1,078.87	
<b>Totals for Fund 31600</b>	<b>1,078.87</b>	<b>1,078.87-</b>
31701-11011*		4,914.88-
31701-54640	4,914.88	
<b>Totals for Fund 31701</b>	<b>4,914.88</b>	<b>4,914.88-</b>

**Bank Account 120MAIN - Wells Fargo Operating Account**

**2023 Org Recap (continued)**

Totals for Org 120	112,115.29	112,115.29-
Net change to Cash 11011	110,291.01	- Credit

\* denotes System Generated entry

# Finance Committee Documents

Balances through 03/31/2023					Fiscal Year 2022/23	
Funds- Func- Obj ct - Pr gm- Locat n- JbCl - Opt nl	Description	Adopted Budget	Revised Budget	Revenue	Account Balance	
<b>Funds 11000 - Operational, Func 0000 - NoFunctionCode</b>						
11000- 0000- 41701- 0000- 512001- 0000- 00000	Fees-Activities			30.00	30.00-	
11000- 0000- 41920- 0000- 512001- 0000- 00000	PrivContrbsDntn			864.00	864.00-	
11000- 0000- 41980- 0000- 512001- 0000- 00000	RefPriorYearExp			228.42	228.42-	
11000- 0000- 43101- 0000- 512001- 0000- 00000	StEqulzGuarantee	2,485,863.00	2,517,918.00	1,877,269.40	640,648.60	
11000- 0000- 46100- 0000- 512001- 0000- 00000	AccessBrdE-Rate	13,985.00	13,985.00	10,659.80	3,325.20	
<b>Total for Funds 11000, Func 0000 and Revenue accounts</b>		<b>2,499,848.00</b>	<b>2,531,903.00</b>	<b>1,889,051.62</b>	<b>642,851.38</b>	
<b>Funds 21000 - Food Svcs, Func 0000 - NoFunctionCode</b>						
21000- 0000- 44500- 0000- 512001- 0000- 00000	ResGtsFedThruSt	40,000.00	40,000.00	4,945.58	35,054.42	
<b>Total for Funds 21000, Func 0000 and Revenue accounts</b>		<b>40,000.00</b>	<b>40,000.00</b>	<b>4,945.58</b>	<b>35,054.42</b>	
<b>Funds 23000 - Non-InstrctSupp, Func 0000 - NoFunctionCode</b>						
23000- 0000- 41920- 0000- 512001- 0000- 00000	PrivContrbsDntn			981.53	981.53-	
<b>Total for Funds 23000, Func 0000 and Revenue accounts</b>		<b>.00</b>	<b>.00</b>	<b>981.53</b>	<b>981.53-</b>	
<b>Funds 24101 - Title I - IASA, Func 0000 - NoFunctionCode</b>						
24101- 0000- 44500- 0000- 512001- 0000- 00000	ResGtsFedThruSt	95,851.00	95,851.00	35,983.97	59,867.03	
24101- 0000- 44504- 0000- 512001- 0000- 00000	Revenue			23,332.54	23,332.54-	
<b>Total for Funds 24101, Func 0000 and Revenue accounts</b>		<b>95,851.00</b>	<b>95,851.00</b>	<b>59,316.51</b>	<b>36,534.49</b>	
<b>Funds 24106 - IDEABEntitlemnt, Func 0000 - NoFunctionCode</b>						
24106- 0000- 44500- 0000- 512001- 0000- 00000	ResGtsFedThruSt	42,310.00	42,310.00	17,913.18	24,396.82	
24106- 0000- 44504- 0000- 512001- 0000- 00000	Revenue	4,044.00	4,044.00	26,349.89	22,305.89-	
<b>Total for Funds 24106, Func 0000 and Revenue accounts</b>		<b>46,354.00</b>	<b>46,354.00</b>	<b>44,263.07</b>	<b>2,090.93</b>	
<b>Funds 24154 - TchPrinTrainRec, Func 0000 - NoFunctionCode</b>						
24154- 0000- 44500- 0000- 512001- 0000- 00000	ResGtsFedThruSt	7,419.00	7,419.00		7,419.00	
24154- 0000- 44504- 0000- 512001- 0000- 00000	Revenue			18.72	18.72-	
<b>Total for Funds 24154, Func 0000 and Revenue accounts</b>		<b>7,419.00</b>	<b>7,419.00</b>	<b>18.72</b>	<b>7,400.28</b>	
<b>Funds 24174 - CP-Second-Curr, Func 0000 - NoFunctionCode</b>						
24174- 0000- 44500- 0000- 512001- 0000- 00000	ResGtsFedThruSt	7,529.00	7,529.00	2,773.00	4,756.00	
24174- 0000- 44504- 0000- 512001- 0000- 00000	Revenue			5,243.88	5,243.88-	
<b>Total for Funds 24174, Func 0000 and Revenue accounts</b>		<b>7,529.00</b>	<b>7,529.00</b>	<b>8,016.88</b>	<b>487.88-</b>	
<b>Funds 24189 - SSAE Title IV, Func 0000 - NoFunctionCode</b>						
24189- 0000- 44500- 0000- 512001- 0000- 00000	ResGtsFedThruSt	10,000.00	10,000.00	3,774.62	6,225.38	
24189- 0000- 44504- 0000- 512001- 0000- 00000	Revenue			4,317.89	4,317.89-	

Selection Grouped by Account Type, Filtered by User Permissions, (Org = 120, Online/Offline = N, Period = 9, UnPosted JEs? = N, Assets and Liabilities? = N, Restricted Accts? = Y, Objct = 4, Obj Digits = 0, Page Break Lvl = )

Balances through 03/31/2023				Fiscal Year 2022/23	
Funds - Func - Obj ct - Pr gm - Locat n - JbCl - Opt nl	Description	Adopted Budget	Revised Budget	Revenue	Account Balance
<b>Total for Funds 24189, Func 0000 and Revenue accounts</b>		<b>10,000.00</b>	<b>10,000.00</b>	<b>8,092.51</b>	<b>1,907.49</b>
<b>Funds 24301 - CARES Act, Func 0000 - NoFunctionCode</b>					
24301-0000-44504-0000-512001-0000-00000	Revenue			1.50	1.50-
<b>Total for Funds 24301, Func 0000 and Revenue accounts</b>		<b>.00</b>	<b>.00</b>	<b>1.50</b>	<b>1.50-</b>
<b>Funds 24308 - CRRSA, ESSER II, Func 0000 - NoFunctionCode</b>					
24308-0000-44500-0000-512001-0000-00000	ResGtsFedThruSt	228,367.00	232,549.00		232,549.00
24308-0000-44504-0000-512001-0000-00000	Revenue			15,917.86	15,917.86-
<b>Total for Funds 24308, Func 0000 and Revenue accounts</b>		<b>228,367.00</b>	<b>232,549.00</b>	<b>15,917.86</b>	<b>216,631.14</b>
<b>Funds 24316 - Air Quality R2, Func 0000 - NoFunctionCode</b>					
24316-0000-44504-0000-512001-0000-00000	Revenue			2,520.00	2,520.00-
<b>Total for Funds 24316, Func 0000 and Revenue accounts</b>		<b>.00</b>	<b>.00</b>	<b>2,520.00</b>	<b>2,520.00-</b>
<b>Funds 24330 - ESSER III, Func 0000 - NoFunctionCode</b>					
24330-0000-44500-0000-512001-0000-00000	ResGtsFedThruSt	371,587.00	388,118.00	51,598.11	336,519.89
24330-0000-44504-0000-512001-0000-00000	Revenue			149,901.71	149,901.71-
<b>Total for Funds 24330, Func 0000 and Revenue accounts</b>		<b>371,587.00</b>	<b>388,118.00</b>	<b>201,499.82</b>	<b>186,618.18</b>
<b>Funds 24346 - IDEA-ARP, Func 0000 - NoFunctionCode</b>					
24346-0000-44500-0000-512001-0000-00000	ResGtsFedThruSt		12,193.00		12,193.00
<b>Total for Funds 24346, Func 0000 and Revenue accounts</b>		<b>.00</b>	<b>12,193.00</b>	<b>.00</b>	<b>12,193.00</b>
<b>Funds 26207 - CNM Foundation, Func 0000 - NoFunctionCode</b>					
26207-0000-41921-0000-512001-0000-00000	InstCategorical	500.00	500.00		500.00
<b>Total for Funds 26207, Func 0000 and Revenue accounts</b>		<b>500.00</b>	<b>500.00</b>	<b>.00</b>	<b>500.00</b>
<b>Funds 27107 - 2012GOBondsSB66, Func 0000 - NoFunctionCode</b>					
27107-0000-43204-0000-512001-0000-00000	PriorYearBalnce	6,317.00	6,317.00		6,317.00
<b>Total for Funds 27107, Func 0000 and Revenue accounts</b>		<b>6,317.00</b>	<b>6,317.00</b>	<b>.00</b>	<b>6,317.00</b>
<b>Funds 27407 - FII, Func 0000 - NoFunctionCode</b>					
27407-0000-43202-0000-512001-0000-00000	StFlowThruGrant	115,340.00	115,340.00	43,842.58	71,497.42
27407-0000-43204-0000-512001-0000-00000	PriorYearBalnce			37,131.83	37,131.83-
<b>Total for Funds 27407, Func 0000 and Revenue accounts</b>		<b>115,340.00</b>	<b>115,340.00</b>	<b>80,974.41</b>	<b>34,365.59</b>
<b>Funds 27414 - PedAutEquipment, Func 0000 - NoFunctionCode</b>					
27414-0000-43202-0000-512001-0000-00000	StFlowThruGrant		1,612.00		1,612.00
<b>Total for Funds 27414, Func 0000 and Revenue accounts</b>		<b>.00</b>	<b>1,612.00</b>	<b>.00</b>	<b>1,612.00</b>
<b>Funds 27502 - Next Gen CTE, Func 0000 - NoFunctionCode</b>					

Selection Grouped by Account Type, Filtered by User Permissions, (Org = 120, Online/Offline = N, Period = 9, UnPosted JEs? = N, Assets and Liabilities? = N, Restricted Accts? = Y, Objct = 4, Obj Digits = 0, Page Break Lvl = )



Balances through 03/31/2023				Fiscal Year 2022/23	
Funds- Func- Obj ct - Pr gm- Locat n- Jb Cl - Opt nl	Description	Adopted Budget	Revised Budget	Revenue	Account Balance
<b>Funds 27502 - Next Gen CTE, Func 0000 - NoFunctionCode</b>					
27502- 0000- 43202- 0000- 512001- 0000- 00000	StFlowThruGrant	7,285.00	7,285.00		7,285.00
27502- 0000- 43204- 0000- 512001- 0000- 00000	PriorYearBalnce			7,247.67	7,247.67-
<b>Total for Funds 27502, Func 0000 and Revenue accounts</b>		<b>7,285.00</b>	<b>7,285.00</b>	<b>7,247.67</b>	<b>37.33</b>
<b>Funds 28211 - Covid-19 Test., Func 0000 - NoFunctionCode</b>					
28211- 0000- 43203- 0000- 512001- 0000- 00000	St.DirectGrants		73,078.00	4,200.20	68,877.80
<b>Total for Funds 28211, Func 0000 and Revenue accounts</b>		<b>.00</b>	<b>73,078.00</b>	<b>4,200.20</b>	<b>68,877.80</b>
<b>Funds 31200 - PubSchCapOutlay, Func 0000 - NoFunctionCode</b>					
31200- 0000- 43209- 0000- 512001- 0000- 00000	PSCOC Awards		157,003.00	156,440.50	562.50
<b>Total for Funds 31200, Func 0000 and Revenue accounts</b>		<b>.00</b>	<b>157,003.00</b>	<b>156,440.50</b>	<b>562.50</b>
<b>Funds 31400 - SpcCapOutlaySt, Func 0000 - NoFunctionCode</b>					
31400- 0000- 43204- 0000- 512001- 0000- 00000	PriorYearBalnce	210,151.00	303,391.00	59,935.90	243,455.10
<b>Total for Funds 31400, Func 0000 and Revenue accounts</b>		<b>210,151.00</b>	<b>303,391.00</b>	<b>59,935.90</b>	<b>243,455.10</b>
<b>Funds 31600 - CapImprvmtsHB33, Func 0000 - NoFunctionCode</b>					
31600- 0000- 41110- 0000- 512001- 0000- 00000	AdValoremTaxDst	151,870.00	151,870.00	101,903.33	49,966.67
<b>Total for Funds 31600, Func 0000 and Revenue accounts</b>		<b>151,870.00</b>	<b>151,870.00</b>	<b>101,903.33</b>	<b>49,966.67</b>
<b>Funds 31700 - CapImprvmtsSB-9, Func 0000 - NoFunctionCode</b>					
31700- 0000- 43204- 0000- 512001- 0000- 00000	PriorYearBalnce	6,059.00	6,059.00		6,059.00
<b>Total for Funds 31700, Func 0000 and Revenue accounts</b>		<b>6,059.00</b>	<b>6,059.00</b>	<b>.00</b>	<b>6,059.00</b>
<b>Funds 31701 - CapImprvsSB9Loc, Func 0000 - NoFunctionCode</b>					
31701- 0000- 41110- 0000- 512001- 0000- 00000	AdValoremTaxDst	78,443.00	78,443.00	51,613.54	26,829.46
<b>Total for Funds 31701, Func 0000 and Revenue accounts</b>		<b>78,443.00</b>	<b>78,443.00</b>	<b>51,613.54</b>	<b>26,829.46</b>
<b>Total for Org 120 - Cesar Chavez Community</b>		<b>3,882,920.00</b>	<b>4,272,814.00</b>	<b>2,696,941.15</b>	<b>1,575,872.85</b>

Balances through 03/31/2023						Fiscal Year 2022/23	
Funds- Func- Obj ct - Pr gm- Locat n- JbCl - Opt nl	Description	Adopted Budget	Revised Budget	Encumbered	Expenditure	Account Balance	
<b>Funds 11000 - Operational, Func 1000 - Instruction</b>							
11000- 1000- 51100- 0000- 512001- 1611- 00000	SalariesExpense,SubsSickL				84.00	84.00-	
11000- 1000- 51100- 1010- 512001- 1411- 00000	SalariesExpense,Teachers	293,776.00	293,776.00	85,201.43	154,241.49	54,333.08	
11000- 1000- 51100- 1010- 512001- 1711- 00000	SalariesExpense,InstAsst1			4,751.28	8,601.93	13,353.21-	
11000- 1000- 51100- 2000- 512001- 1412- 00000	SalariesExpense,Teachers	176,524.00	176,524.00	72,412.38	120,052.68	15,941.06-	
11000- 1000- 51300- 1010- 512001- 1411- 00000	AddtnlCompenstn,Teachers	28,337.00	28,337.00	7,871.21	15,058.67	5,407.12	
11000- 1000- 51300- 1010- 512001- 1711- 00000	AddtnlCompenstn,InstAsst1	8,000.00	10,501.00	4,497.59	8,802.65	2,799.24-	
11000- 1000- 51300- 2000- 512001- 1412- 00000	AddtnlCompenstn,Teachers			455.00	1,680.00	2,135.00-	
11000- 1000- 51300- 4010- 512001- 1416- 00000	AddtnlCompenstn,TeachersO	5,000.00	5,000.00			5,000.00	
11000- 1000- 51300- 4040- 512001- 1411- 00000	AddtnlCompenstn,Teachers	21,000.00	21,000.00			21,000.00	
11000- 1000- 51300- 9000- 512001- 1411- 00000	AddtnlCompenstn,Teachers	825.00	825.00			825.00	
11000- 1000- 52111- 0000- 512001- 1611- 00000	EducRetirement				14.40	14.40-	
11000- 1000- 52111- 1010- 512001- 1411- 00000	EducRetirement	51,788.00	51,788.00	15,793.79	28,349.10	7,645.11	
11000- 1000- 52111- 1010- 512001- 1711- 00000	EducRetirement	1,361.00	4,060.00	1,490.13	2,600.68	30.81-	
11000- 1000- 52111- 2000- 512001- 1412- 00000	EducRetirement	30,246.00	33,008.00	12,418.74	20,589.03	.23	
11000- 1000- 52111- 4010- 512001- 1416- 00000	EducRetirement	858.00	858.00			858.00	
11000- 1000- 52111- 4040- 512001- 1411- 00000	EducRetirement	3,602.00	3,602.00			3,602.00	
11000- 1000- 52111- 9000- 512001- 1411- 00000	EducRetirement	143.00	143.00			143.00	
11000- 1000- 52112- 0000- 512001- 1611- 00000	ERARetireeHlth				1.68	1.68-	
11000- 1000- 52112- 1010- 512001- 1411- 00000	ERARetireeHlth	6,040.00	6,040.00	1,841.73	3,305.87	892.40	
11000- 1000- 52112- 1010- 512001- 1711- 00000	ERARetireeHlth	160.00	474.00	173.70	303.19	2.89-	
11000- 1000- 52112- 2000- 512001- 1412- 00000	ERARetireeHlth	3,531.00	3,850.00	1,448.28	2,401.10	.62	
11000- 1000- 52112- 4010- 512001- 1416- 00000	ERARetireeHlth	100.00	100.00			100.00	
11000- 1000- 52112- 4040- 512001- 1411- 00000	ERARetireeHlth	420.00	420.00			420.00	
11000- 1000- 52112- 9000- 512001- 1411- 00000	ERARetireeHlth	17.00	17.00			17.00	
11000- 1000- 52210- 0000- 512001- 1611- 00000	FICA Payments				5.21	5.21-	
11000- 1000- 52210- 1010- 512001- 1411- 00000	FICA Payments	19,973.00	19,973.00	5,546.45	10,047.46	4,379.09	
11000- 1000- 52210- 1010- 512001- 1711- 00000	FICA Payments	496.00	1,427.00	558.25	1,052.83	184.08-	
11000- 1000- 52210- 2000- 512001- 1412- 00000	FICA Payments	10,946.00	11,337.00	4,292.27	7,176.45	131.72-	
11000- 1000- 52210- 4010- 512001- 1416- 00000	FICA Payments	310.00	310.00			310.00	
11000- 1000- 52210- 4040- 512001- 1411- 00000	FICA Payments	1,302.00	1,302.00			1,302.00	
11000- 1000- 52210- 9000- 512001- 1411- 00000	FICA Payments	53.00	53.00			53.00	
11000- 1000- 52220- 0000- 512001- 1611- 00000	MedicarePaymnts		2.00		1.21	.79	
11000- 1000- 52220- 1010- 512001- 1411- 00000	MedicarePaymnts	4,674.00	4,674.00	1,297.17	2,349.85	1,026.98	
11000- 1000- 52220- 1010- 512001- 1711- 00000	MedicarePaymnts	118.00	334.00	130.66	246.39	43.05-	
11000- 1000- 52220- 2000- 512001- 1412- 00000	MedicarePaymnts	2,561.00	2,652.00	1,003.88	1,678.40	30.28-	
11000- 1000- 52220- 4010- 512001- 1416- 00000	MedicarePaymnts	74.00	74.00			74.00	

Selection Grouped by Account Type, Filtered by User Permissions, (Org = 120, Online/Offline = N, Period = 9, UnPosted JEs? = N, Assets and Liabilities? = N, Restricted Accts? = Y, Objc Digits = 0, Page Break Lvl = )

Balances through 03/31/2023						Fiscal Year 2022/23	
Funds- Func- Obj ct - Pr gm- Locat n- JbCl - Opt nl	Description	Adopted Budget	Revised Budget	Encumbered	Expenditure	Account Balance	
<b>Funds 11000 - Operational, Func 1000 - Instruction (continued)</b>							
11000- 1000- 52220- 4040- 512001- 1411- 00000	MedicarePaymnts	305.00	305.00			305.00	
11000- 1000- 52220- 9000- 512001- 1411- 00000	MedicarePaymnts	12.00	12.00			12.00	
11000- 1000- 52311- 0000- 512001- 1611- 00000	Hth&MedPremiums	9,567.00	9,567.00			9,567.00	
11000- 1000- 52311- 1010- 512001- 1411- 00000	Hth&MedPremiums	37,267.00	37,267.00	7,750.49	15,631.83	13,884.68	
11000- 1000- 52311- 1010- 512001- 1711- 00000	Hth&MedPremiums	1,196.00	1,452.00	531.90	919.35	.75	
11000- 1000- 52311- 2000- 512001- 1412- 00000	Hth&MedPremiums	23,736.00	23,736.00	8,076.78	13,293.98	2,365.24	
11000- 1000- 52312- 1010- 512001- 1411- 00000	Life	233.00	233.00	36.13	65.87	131.00	
11000- 1000- 52312- 1010- 512001- 1711- 00000	Life	8.00	8.00	4.14	7.18	3.32-	
11000- 1000- 52312- 2000- 512001- 1412- 00000	Life	84.00	84.00	29.70	50.54	3.76	
11000- 1000- 52313- 0000- 512001- 1611- 00000	Dental	360.00	360.00			360.00	
11000- 1000- 52313- 1010- 512001- 1411- 00000	Dental	2,288.00	2,288.00	585.97	1,097.87	604.16	
11000- 1000- 52313- 1010- 512001- 1711- 00000	Dental	65.00	65.00	31.50	54.61	21.11-	
11000- 1000- 52313- 2000- 512001- 1412- 00000	Dental	930.00	930.00	347.22	561.67	21.11	
11000- 1000- 52314- 0000- 512001- 1611- 00000	Vision	119.00	119.00			119.00	
11000- 1000- 52314- 1010- 512001- 1411- 00000	Vision	355.00	355.00	98.13	178.87	78.00	
11000- 1000- 52314- 1010- 512001- 1711- 00000	Vision	13.00	13.00	6.93	12.00	5.93-	
11000- 1000- 52314- 2000- 512001- 1412- 00000	Vision	233.00	233.00	62.55	106.52	63.93	
11000- 1000- 52315- 0000- 512001- 1611- 00000	Disability	336.00	336.00			336.00	
11000- 1000- 52315- 1010- 512001- 1411- 00000	Disability	197.00	197.00		32.82	164.18	
11000- 1000- 52315- 1010- 512001- 1711- 00000	Disability	18.00	18.00	19.31	31.08	32.39-	
11000- 1000- 52315- 2000- 512001- 1412- 00000	Disability	336.00	336.00	123.75	220.00	7.75-	
11000- 1000- 52500- 0000- 512001- 1611- 00000	UnemploymntComp				.22	.22-	
11000- 1000- 52500- 1010- 512001- 1411- 00000	UnemploymntComp	388.00	388.00	114.75	218.50	54.75	
11000- 1000- 52500- 1010- 512001- 1711- 00000	UnemploymntComp	14.00	14.00	30.54	37.71	54.25-	
11000- 1000- 52500- 2000- 512001- 1412- 00000	UnemploymntComp	140.00	140.00	88.69	259.64	208.33-	
11000- 1000- 52710- 1010- 512001- 1411- 00000	WorkersCompPrem	4,006.00	4,006.00		3,704.00	302.00	
11000- 1000- 52710- 2000- 512001- 1412- 00000	WorkersCompPrem	2,407.00	2,407.00		2,407.00		
11000- 1000- 52720- 1010- 512001- 1411- 00000	WorkrsCompERFee	41.00	41.00	7.03	23.39	10.58	
11000- 1000- 52720- 1010- 512001- 1711- 00000	WorkrsCompERFee	2.00	2.00	.81	2.49	1.30-	
11000- 1000- 52720- 2000- 512001- 1412- 00000	WorkrsCompERFee	15.00	15.00	5.75	17.17	7.92-	
11000- 1000- 53330- 1010- 512001- 0000- 00000	ProfessDevelop		620.00	68.25	551.63	.12	
11000- 1000- 53414- 1010- 512001- 0000- 00000	OthProfTech Svcs		3.00	2.49		.51	
11000- 1000- 53711- 1010- 512001- 0000- 00000	Other Charges	1,650.00	2,173.00	1,830.96	642.04	300.00-	
11000- 1000- 54320- 1010- 512001- 0000- 00000	Tech-R&M	2,037.00	2,037.00			2,037.00	
11000- 1000- 54610- 1010- 512001- 0000- 00000	RentLandBldngs	2,000.00	2,000.00	6,622.81		4,622.81-	
11000- 1000- 55819- 1010- 512001- 0000- 00000	EmpTravTeachers	250.00	250.00			250.00	

Selection Grouped by Account Type, Filtered by User Permissions, (Org = 120, Online/Offline = N, Period = 9, UnPosted JEs? = N, Assets and Liabilities? = N, Restricted Accts? = Y, Objct = 5, Obj Digits = 0, Page Break Lvl = )

Balances through 03/31/2023						Fiscal Year 2022/23
Funds- Func- Obj ct - Pr gm- Locat n- JbCl - Opt nl	Description	Adopted Budget	Revised Budget	Encumbered	Expenditure	Account Balance
<b>Funds 11000 - Operational, Func 1000 - Instruction (continued)</b>						
11000- 1000- 55915- 1010- 512001- 0000- 00000	OthContractSvcs	22,250.00	22,250.00	5,000.00	3,000.00	14,250.00
11000- 1000- 56105- 1010- 512001- 0000- 00000	InstMats-Opr	1,500.00	1,500.00			1,500.00
11000- 1000- 56105- 3000- 512001- 0000- 00000	InstMats-Opr	1,450.00	1,450.00			1,450.00
11000- 1000- 56106- 1010- 512001- 0000- 00000	OthClassMats-Op	25,849.00	25,849.00			25,849.00
11000- 1000- 56112- 1010- 512001- 0000- 00000	Other Textbooks		6,820.00	2,479.32	5,290.10	949.42-
11000- 1000- 56113- 1010- 512001- 0000- 00000	Software	12,000.00	19,756.00	2,040.00	17,715.46	.54
11000- 1000- 56118- 1010- 512001- 0000- 00000	GenSuppliesMats	16,000.00	16,144.00	2,151.25	1,185.22	12,807.53
11000- 1000- 56119- 1010- 512001- 0000- 00000	SupplAssets<\$5k	500.00	943.00	7,381.77	2,685.73	9,124.50-
<b>Total for Func 1000 and Expense accounts</b>		<b>842,392.00</b>	<b>869,183.00</b>	<b>266,712.86</b>	<b>458,648.76</b>	<b>143,821.38</b>
<b>Funds 11000 - Operational, Func 2100 - SuppSvcsStudnts</b>						
11000- 2100- 51100- 0000- 512001- 1217- 00000	SalariesExpense,SecClerTe	47,500.00	47,500.00	14,000.00	34,000.00	500.00-
11000- 2100- 51100- 0000- 512001- 1218- 00000	SalariesExpense,SchlStude	116,800.00	116,800.00	34,416.69	84,395.89	2,012.58-
11000- 2100- 51100- 4025- 512001- 1214- 00000	SalariesExpense,Couns-Soc	129,700.00	129,700.00	22,474.71	62,276.43	44,948.86
11000- 2100- 51100- 4025- 512001- 1218- 00000	SalariesExpense,SchlStude	65,000.00	65,000.00	18,958.38	43,333.44	2,708.18
11000- 2100- 51300- 0000- 512001- 1214- 00000	AddtnlCompenstn,Couns-Soc			175.00	516.67	691.67-
11000- 2100- 51300- 0000- 512001- 1217- 00000	AddtnlCompenstn,SecClerTe			210.00	630.00	840.00-
11000- 2100- 51300- 0000- 512001- 1218- 00000	AddtnlCompenstn,SchlStude			630.00	1,330.00	1,960.00-
11000- 2100- 51300- 4025- 512001- 1214- 00000	AddtnlCompenstn,Couns-Soc			210.00	175.00	385.00-
11000- 2100- 51300- 4025- 512001- 1218- 00000	AddtnlCompenstn,SchlStude				560.00	560.00-
11000- 2100- 52111- 0000- 512001- 1217- 00000	EducRetirement	8,147.00	8,232.00	2,401.00	5,831.00	
11000- 2100- 52111- 0000- 512001- 1218- 00000	EducRetirement	20,032.00	20,377.00	5,902.47	14,473.91	.62
11000- 2100- 52111- 4025- 512001- 1214- 00000	EducRetirement	22,244.00	22,244.00	3,854.43	10,680.36	7,709.21
11000- 2100- 52111- 4025- 512001- 1218- 00000	EducRetirement	11,149.00	11,149.00	3,251.36	7,431.68	465.96
11000- 2100- 52112- 0000- 512001- 1217- 00000	ERARetireeHlth	950.00	960.00	280.00	680.00	
11000- 2100- 52112- 0000- 512001- 1218- 00000	ERARetireeHlth	2,336.00	2,377.00	688.31	1,687.86	.83
11000- 2100- 52112- 4025- 512001- 1214- 00000	ERARetireeHlth	2,594.00	2,594.00	449.46	1,245.58	898.96
11000- 2100- 52112- 4025- 512001- 1218- 00000	ERARetireeHlth	1,300.00	1,300.00	379.19	866.72	54.09
11000- 2100- 52210- 0000- 512001- 1214- 00000	FICA Payments			10.81	32.01	42.82-
11000- 2100- 52210- 0000- 512001- 1217- 00000	FICA Payments	2,945.00	2,945.00	833.49	2,032.71	78.80
11000- 2100- 52210- 0000- 512001- 1218- 00000	FICA Payments	7,242.00	7,242.00	1,991.64	4,877.31	373.05
11000- 2100- 52210- 4025- 512001- 1214- 00000	FICA Payments	8,042.00	8,042.00	1,332.69	3,695.13	3,014.18
11000- 2100- 52210- 4025- 512001- 1218- 00000	FICA Payments	4,030.00	4,030.00	1,134.35	2,639.08	256.57
11000- 2100- 52220- 0000- 512001- 1214- 00000	MedicarePaymnts			2.63	7.52	10.15-
11000- 2100- 52220- 0000- 512001- 1217- 00000	MedicarePaymnts	689.00	689.00	194.93	475.38	18.69
11000- 2100- 52220- 0000- 512001- 1218- 00000	MedicarePaymnts	1,695.00	1,695.00	465.79	1,140.61	88.60
11000- 2100- 52220- 4025- 512001- 1214- 00000	MedicarePaymnts	1,881.00	1,881.00	311.67	864.19	705.14

Selection Grouped by Account Type, Filtered by User Permissions, (Org = 120, Online/Offline = N, Period = 9, UnPosted JE? = N, Assets and Liabilities? = N, Restricted Accts? = Y, Objct = 5, Obj Digits = 0, Page Break Lvl = )

Balances through 03/31/2023						Fiscal Year 2022/23
Funds- Func- Obj ct - Pr gm- Locat n- JbCl - Opt nl	Description	Adopted Budget	Revised Budget	Encumbered	Expenditure	Account Balance
<b>Funds 11000 - Operational, Func 2100 - SuppSvcsStudnts (continued)</b>						
11000- 2100- 52220- 4025- 512001- 1218- 00000	MedicarePaymnts	943.00	943.00	265.30	617.21	60.49
11000- 2100- 52311- 0000- 512001- 1217- 00000	Hth&MedPremiums	5,845.00	5,845.00	1,704.57	4,098.44	41.99
11000- 2100- 52311- 0000- 512001- 1218- 00000	Hth&MedPremiums	22,427.00	22,427.00	6,536.46	15,789.33	101.21
11000- 2100- 52311- 4025- 512001- 1214- 00000	Hth&MedPremiums	21,840.00	21,840.00	2,710.26	6,671.19	12,458.55
11000- 2100- 52311- 4025- 512001- 1218- 00000	Hth&MedPremiums	5,032.00	5,032.00	1,461.46	2,993.13	577.41
11000- 2100- 52312- 0000- 512001- 1217- 00000	Life	57.00	57.00	9.24	22.44	25.32
11000- 2100- 52312- 0000- 512001- 1218- 00000	Life	114.00	114.00	18.48	45.28	50.24
11000- 2100- 52312- 4025- 512001- 1214- 00000	Life	114.00	114.00	11.88	30.36	71.76
11000- 2100- 52312- 4025- 512001- 1218- 00000	Life	57.00	57.00	9.24	18.48	29.28
11000- 2100- 52313- 0000- 512001- 1217- 00000	Dental	241.00	241.00	70.07	170.17	.76
11000- 2100- 52313- 0000- 512001- 1218- 00000	Dental	840.00	840.00	244.65	597.15	1.80-
11000- 2100- 52313- 4025- 512001- 1214- 00000	Dental	818.00	818.00	45.09	270.20	502.71
11000- 2100- 52313- 4025- 512001- 1218- 00000	Dental	242.00	242.00	70.07	154.44	17.49
11000- 2100- 52314- 0000- 512001- 1217- 00000	Vision	53.00	53.00	15.33	37.23	.44
11000- 2100- 52314- 0000- 512001- 1218- 00000	Vision	106.00	106.00	41.02	86.96	21.98-
11000- 2100- 52314- 4025- 512001- 1214- 00000	Vision	208.00	208.00	19.71	56.81	131.48
11000- 2100- 52314- 4025- 512001- 1218- 00000	Vision	53.00	53.00	15.33	33.79	3.88
11000- 2100- 52315- 0000- 512001- 1218- 00000	Disability	155.00	155.00	49.74	114.66	9.40-
11000- 2100- 52315- 4025- 512001- 1214- 00000	Disability	539.00	539.00	98.01	186.78	254.21
11000- 2100- 52500- 0000- 512001- 1214- 00000	UnemploymntComp			.52	1.68	2.20-
11000- 2100- 52500- 0000- 512001- 1217- 00000	UnemploymntComp	95.00	95.00	46.92	57.08	9.00-
11000- 2100- 52500- 0000- 512001- 1218- 00000	UnemploymntComp	190.00	190.00	78.08	126.24	14.32-
11000- 2100- 52500- 4025- 512001- 1214- 00000	UnemploymntComp	190.00	190.00	67.74	126.38	4.12-
11000- 2100- 52500- 4025- 512001- 1218- 00000	UnemploymntComp	96.00	96.00	44.91	55.48	4.39-
11000- 2100- 52710- 0000- 512001- 1217- 00000	WorkersCompPrem	648.00	648.00		648.00	
11000- 2100- 52710- 0000- 512001- 1218- 00000	WorkersCompPrem	1,593.00	1,593.00		1,593.00	
11000- 2100- 52710- 4025- 512001- 1214- 00000	WorkersCompPrem	1,769.00	1,769.00		1,769.00	
11000- 2100- 52710- 4025- 512001- 1218- 00000	WorkersCompPrem	887.00	887.00		887.00	
11000- 2100- 52720- 0000- 512001- 1217- 00000	WorkrsCompERFee	10.00	10.00	2.30	6.90	.80
11000- 2100- 52720- 0000- 512001- 1218- 00000	WorkrsCompERFee	20.00	20.00	4.60	13.80	1.60
11000- 2100- 52720- 4025- 512001- 1214- 00000	WorkrsCompERFee	20.00	20.00	2.30	11.50	6.20
11000- 2100- 52720- 4025- 512001- 1218- 00000	WorkrsCompERFee	10.00	10.00	2.30	6.90	.80
11000- 2100- 53211- 2000- 512001- 0000- 00000	DiagsContracted	22,000.00	26,783.00	25,163.37	12,836.63	11,217.00-
11000- 2100- 53212- 2000- 512001- 0000- 00000	SpeechThrpsCont	9,000.00	9,000.00	3,431.25	5,568.75	
11000- 2100- 53213- 2000- 512001- 0000- 00000	OccThrpstCont	4,000.00	4,000.00	4,000.00		
11000- 2100- 53215- 2000- 512001- 0000- 00000	PsycholgtsCont	20,000.00	20,000.00	1,700.00	300.00	18,000.00

Selection Grouped by Account Type, Filtered by User Permissions, (Org = 120, Online/Offline = N, Period = 9, UnPosted JEs? = N, Assets and Liabilities? = N, Restricted Accts? = Y, Objct = 5, Obj Digits = 0, Page Break Lvl = )

Balances through 03/31/2023						Fiscal Year 2022/23	
Funds- Func- Obj ct - Pr gm- Locat n- JbCl - Opt nl	Description	Adopted Budget	Revised Budget	Encumbered	Expenditure	Account Balance	
<b>Funds 11000 - Operational, Func 2100 - SuppSvcsStudnts (continued)</b>							
11000- 2100- 53217- 2000- 512001- 0000- 00000	IntrpretersCont			377.14	122.86	500.00-	
11000- 2100- 53330- 0000- 512001- 0000- 00000	ProfessDevelop				130.00	130.00-	
11000- 2100- 53414- 0000- 512001- 0000- 00000	OthProfTechSvcs			18,681.92	15,314.43	33,996.35-	
11000- 2100- 54320- 0000- 512001- 0000- 00000	Tech-R&M	20,118.00	20,118.00			20,118.00	
11000- 2100- 55915- 0000- 512001- 0000- 00000	OthContractSvcs	3,776.00	3,776.00	88.98	3,750.00	62.98-	
11000- 2100- 56113- 0000- 512001- 0000- 00000	Software	25,000.00	25,000.00		3,098.64	21,901.36	
11000- 2100- 56118- 0000- 512001- 0000- 00000	GenSuppliesMats	1,000.00	1,000.00	243.57	556.43	200.00	
11000- 2100- 56118- 2000- 512001- 0000- 00000	GenSuppliesMats	200.00	200.00	2.22	80.73	117.05	
<b>Total for Func 2100 and Expense accounts</b>		<b>624,582.00</b>	<b>629,846.00</b>	<b>181,893.03</b>	<b>364,933.96</b>	<b>83,019.01</b>	
<b>Funds 11000 - Operational, Func 2200 - Suppt Svcs Inst</b>							
11000- 2200- 53330- 0000- 512001- 0000- 00000	ProfessDevelop	1,000.00	1,000.00			1,000.00	
11000- 2200- 55915- 0000- 512001- 0000- 00000	OthContractSvcs	10,000.00	10,000.00	3,569.00	7,758.00	1,327.00-	
11000- 2200- 56113- 0000- 512001- 0000- 00000	Software	4,000.00	4,000.00	4,000.00	1,344.95	1,344.95-	
11000- 2200- 56118- 0000- 512001- 0000- 00000	GenSuppliesMats	1,852.00	1,852.00	3,264.22	311.50	1,723.72-	
<b>Total for Func 2200 and Expense accounts</b>		<b>16,852.00</b>	<b>16,852.00</b>	<b>10,833.22</b>	<b>9,414.45</b>	<b>3,395.67-</b>	
<b>Funds 11000 - Operational, Func 2300 - SupptSvcs-Admin</b>							
11000- 2300- 51100- 0000- 512001- 1111- 00000	SalariesExpense,Superinte	105,824.00	105,824.00	30,865.38	74,958.78	.16-	
11000- 2300- 52111- 0000- 512001- 1111- 00000	EducRetirement	18,149.00	18,149.00	5,293.40	12,855.40	.20	
11000- 2300- 52112- 0000- 512001- 1111- 00000	ERARetireeHlth	2,117.00	2,117.00	617.26	1,499.06	.68	
11000- 2300- 52210- 0000- 512001- 1111- 00000	FICA Payments	6,562.00	6,562.00	1,869.56	4,541.41	151.03	
11000- 2300- 52220- 0000- 512001- 1111- 00000	MedicarePaymnts	1,535.00	1,535.00	437.22	1,062.06	35.72	
11000- 2300- 52311- 0000- 512001- 1111- 00000	Hth&MedPremiums	5,377.00	5,377.00	1,610.56	3,872.41	105.97-	
11000- 2300- 52312- 0000- 512001- 1111- 00000	Life	52.00	52.00	8.75	21.25	22.00	
11000- 2300- 52313- 0000- 512001- 1111- 00000	Dental	111.00	111.00	33.11	80.41	2.52-	
11000- 2300- 52314- 0000- 512001- 1111- 00000	Vision	49.00	49.00	14.49	35.19	.68-	
11000- 2300- 52500- 0000- 512001- 1111- 00000	UnemploymntComp	88.00	88.00	2.18	87.30	1.48-	
11000- 2300- 52710- 0000- 512001- 1111- 00000	WorkersCompPrem	1,443.00	1,443.00		1,443.00		
11000- 2300- 52720- 0000- 512001- 1111- 00000	WorkrsCompERFee	9.00	9.00	2.17	6.51	.32	
11000- 2300- 53330- 0000- 512001- 0000- 00000	ProfessDevelop			150.00	200.00	350.00-	
11000- 2300- 53411- 0000- 512001- 0000- 00000	Auditing	15,858.00	15,858.00	.50	18,117.49	2,259.99-	
11000- 2300- 53413- 0000- 512001- 0000- 00000	Legal	25,000.00	25,000.00	6,140.62	18,859.38		
11000- 2300- 53711- 0000- 512001- 0000- 00000	Other Charges	200.00	200.00			200.00	
11000- 2300- 55400- 0000- 512001- 0000- 00000	Advertising	10,000.00	10,000.00	3,480.59	1,265.15	5,254.26	
11000- 2300- 55812- 0000- 512001- 0000- 00000	Board Training	1,000.00	1,000.00			1,000.00	
11000- 2300- 55915- 0000- 512001- 0000- 00000	OthContractSvcs	8,650.00	8,650.00	5,668.64	3,949.11	967.75-	
Selection Grouped by Account Type, Filtered by User Permissions, (Org = 120, Online/Offline = N, Period = 9, UnPosted JE? = N, Assets and Liabilities? = N, Restricted Accts? = Y, Objc Digits = 0, Page Break Lvl = )							

Balances through 03/31/2023						Fiscal Year 2022/23
Funds- Func- Obj ct - Pr gm- Locat n- JbCl - Opt nl	Description	Adopted Budget	Revised Budget	Encumbered	Expenditure	Account Balance
<b>Total for Func 2300 and Expense accounts</b>		<b>202,024.00</b>	<b>202,024.00</b>	<b>56,194.43</b>	<b>142,853.91</b>	<b>2,975.66</b>
<b>Funds 11000 - Operational, Func 2400 - SupSvcsSchAdmin</b>						
11000-2400-51100-0000-512001-1217-00000	SalariesExpense,SecClerTe	38,000.00	38,000.00	11,375.00	27,625.00	1,000.00-
11000-2400-51300-0000-512001-1217-00000	AddtnlCompenstn,SecClerTe	5,125.00	5,125.00	939.19	2,400.89	1,784.92
11000-2400-52111-0000-512001-1217-00000	EducRetirement	7,398.00	7,398.00	2,075.92	5,041.52	280.56
11000-2400-52112-0000-512001-1217-00000	ERARetireeHlth	863.00	863.00	242.06	587.86	33.08
11000-2400-52210-0000-512001-1217-00000	FICA Payments	2,676.00	2,676.00	756.98	1,845.82	73.20
11000-2400-52220-0000-512001-1217-00000	MedicarePaymnts	627.00	627.00	177.02	431.74	18.24
11000-2400-52312-0000-512001-1217-00000	Life	57.00	57.00	9.24	22.44	25.32
11000-2400-52313-0000-512001-1217-00000	Dental	719.00	719.00	209.58	508.98	.44
11000-2400-52314-0000-512001-1217-00000	Vision	119.00	119.00	34.65	84.15	.20
11000-2400-52500-0000-512001-1217-00000	UnemploymntComp	95.00	95.00	40.68	50.45	3.87
11000-2400-52710-0000-512001-1217-00000	WorkersCompPrem	518.00	518.00		518.00	
11000-2400-52720-0000-512001-1217-00000	WorkrsCompERFee	10.00	10.00	2.30	6.90	.80
11000-2400-53330-0000-512001-0000-00000	ProfessDevelop			515.00	150.00	665.00-
11000-2400-53414-0000-512001-0000-00000	OthProfTechSvcs			9,158.80		9,158.80-
11000-2400-53711-0000-512001-0000-00000	Other Charges	100.00	100.00	44.00	118.53	62.53-
11000-2400-54311-0000-512001-0000-00000	MntRepFrnFixEqp			58.35	749.48	807.83-
11000-2400-55813-0000-512001-0000-00000	EmpTravNonTeach	1,000.00	1,000.00	60.03		939.97
11000-2400-55915-0000-512001-0000-00000	OthContractSvcs	800.00	800.00	600.00	392.00	192.00-
11000-2400-56113-0000-512001-0000-00000	Software			2.59		2.59-
11000-2400-56118-0000-512001-0000-00000	GenSuppliesMats	6,512.00	6,512.00	5,408.87	797.94	305.19
11000-2400-56119-0000-512001-0000-00000	SupplAssets<\$5k				335.61	335.61-
<b>Total for Func 2400 and Expense accounts</b>		<b>64,619.00</b>	<b>64,619.00</b>	<b>31,710.26</b>	<b>41,667.31</b>	<b>8,758.57-</b>
<b>Funds 11000 - Operational, Func 2500 - Central Svcs</b>						
11000-2500-53330-0000-512001-0000-00000	ProfessDevelop	3,000.00	2,500.00		2,095.68	404.32
11000-2500-53414-0000-512001-0000-00000	OthProfTechSvcs			42,217.56	82,935.20	125,152.76-
11000-2500-53711-0000-512001-0000-00000	Other Charges	298.00	298.00	298.00	132.00	132.00-
11000-2500-54320-0000-512001-0000-00000	Tech-R&M	164,547.00	164,547.00	13,856.35	28,871.45	121,819.20
11000-2500-54620-0000-512001-0000-00000	RentEquipVehcl	19,659.00	19,659.00	6,523.84	13,128.96	6.20
11000-2500-55400-0000-512001-0000-00000	Advertising	7,000.00	7,000.00	8,674.92	15,678.88	17,353.80-
11000-2500-55915-0000-512001-0000-00000	OthContractSvcs	600.00	600.00	200.00	400.00	
11000-2500-56113-0000-512001-0000-00000	Software	17,500.00	17,500.00		18,102.00	602.00-
11000-2500-56118-0000-512001-0000-00000	GenSuppliesMats	5,100.00	5,100.00	2,690.50	541.72	1,867.78
11000-2500-56119-0000-512001-0000-00000	SupplAssets<\$5k			2,277.14		2,277.14-
11000-2500-57331-0000-512001-0000-00000	FixedAssets>\$5k			964.40		964.40-
<b>Total for Func 2500 and Expense accounts</b>		<b>217,704.00</b>	<b>217,204.00</b>	<b>77,702.71</b>	<b>161,885.89</b>	<b>22,384.60-</b>

Selection Grouped by Account Type, Filtered by User Permissions, (Org = 120, Online/Offline = N, Period = 9, UnPosted JEs? = N, Assets and Liabilities? = N, Restricted Accts? = Y, Objct = 5, Obj Digits = 0, Page Break Lvl = )

Balances through 03/31/2023						Fiscal Year 2022/23
Funds- Func- Obj ct - Pr gm- Locat n- JbCl - Opt nl	Description	Adopted Budget	Revised Budget	Encumbered	Expenditure	Account Balance
<b>Funds 11000 - Operational, Func 2600 - Op&amp;MaintofPlant</b>						
11000-2600-54312-0000-512001-0000-00000	MntRepBlgsGrnds	12,000.00	12,000.00	8,959.58	3,200.23	159.81-
11000-2600-54411-0000-512001-0000-00000	Electricity	26,000.00	26,000.00	17,696.38	8,303.62	
11000-2600-54412-0000-512001-0000-00000	NatGasBuildings	2,300.00	2,300.00	1,275.47	2,524.53	1,500.00-
11000-2600-54415-0000-512001-0000-00000	Water/Sewage	8,500.00	8,500.00	3,464.18	5,098.82	63.00-
11000-2600-54416-0000-512001-0000-00000	CommunicatnSvcs	17,500.00	17,500.00	3,843.80	19,411.16	5,754.96-
11000-2600-54610-0000-512001-0000-00000	RentLandBldngs	322,106.00	322,106.00		74,333.89	247,772.11
11000-2600-55200-0000-512001-0000-00000	PropertyLiablns	17,293.00	17,293.00		17,277.00	16.00
11000-2600-55915-0000-512001-0000-00000	OthContractSvcs	68,887.00	68,887.00	37,636.05	37,370.95	6,120.00-
11000-2600-56118-0000-512001-0000-00000	GenSuppliesMats	5,000.00	5,000.00	1,275.34	283.06	3,441.60
11000-2600-56119-0000-512001-0000-00000	SupplAssets<\$5k	1,500.00	1,500.00	2,425.44	2,064.88	2,990.32-
<b>Total for Func 2600 and Expense accounts</b>		<b>481,086.00</b>	<b>481,086.00</b>	<b>76,576.24</b>	<b>169,868.14</b>	<b>234,641.62</b>
<b>Funds 11000 - Operational, Func 2900 - Oth Suppt Svcs</b>						
11000-2900-58215-0000-512001-0000-00000	RestrictExpend	1,237,998.00	657,998.00			657,998.00
<b>Total for Func 2900 and Expense accounts</b>		<b>1,237,998.00</b>	<b>657,998.00</b>	<b>.00</b>	<b>.00</b>	<b>657,998.00</b>
<b>Funds 11000 - Operational, Func 3100 - FoodSvcsOpertns</b>						
11000-3100-56116-0000-512001-0000-00000	Food		500.00	476.06	73.94	50.00-
11000-3100-56118-0000-512001-0000-00000	GenSuppliesMats	250.00	250.00			250.00
<b>Total for Func 3100 and Expense accounts</b>		<b>250.00</b>	<b>750.00</b>	<b>476.06</b>	<b>73.94</b>	<b>200.00</b>
<b>Funds 11000 - Operational, Func 4000 - Capital Outlay</b>						
11000-4000-54640-0000-512001-0000-00000	RentalLease2Pur		580,000.00		580,000.00	
<b>Total for Func 4000 and Expense accounts</b>		<b>.00</b>	<b>580,000.00</b>	<b>.00</b>	<b>580,000.00</b>	<b>.00</b>
<b>Total for Funds 11000</b>		<b>3,687,507.00</b>	<b>3,719,562.00</b>	<b>702,098.81</b>	<b>1,929,346.36</b>	<b>1,088,116.83</b>
<b>Funds 21000 - Food Svcs, Func 3100 - FoodSvcsOpertns</b>						
21000-3100-56116-0000-512001-0000-00000	Food	45,890.00	63,371.00	45,890.00		17,481.00
21000-3100-56118-0000-512001-0000-00000	GenSuppliesMats			200.00		200.00-
<b>Total for Funds 21000, Func 3100 and Expense accounts</b>		<b>45,890.00</b>	<b>63,371.00</b>	<b>46,090.00</b>	<b>.00</b>	<b>17,281.00</b>
<b>Funds 23000 - Non-InstrctSupp, Func 1000 - Instruction</b>						
23000-1000-53711-0000-512001-0000-00000	Other Charges			30.00		30.00-
23000-1000-56118-0000-512001-0000-00000	GenSuppliesMats	3,927.00	4,380.00			4,380.00
23000-1000-56118-1010-512001-0000-00000	GenSuppliesMats			1,316.40	687.15	2,003.55-
23000-1000-56118-9000-512001-0000-00000	GenSuppliesMats			271.65	828.35	1,100.00-
<b>Total for Funds 23000, Func 1000 and Expense accounts</b>		<b>3,927.00</b>	<b>4,380.00</b>	<b>1,618.05</b>	<b>1,515.50</b>	<b>1,246.45</b>
<b>Funds 24101 - Title I - IASA, Func 1000 - Instruction</b>						
24101-1000-51100-1010-512001-1711-00000	SalariesExpense,InstAsst1	58,751.00	58,751.00	24,066.63	39,794.30	5,109.93-

Selection Grouped by Account Type, Filtered by User Permissions, (Org = 120, Online/Offline = N, Period = 9, UnPosted JEs? = N, Assets and Liabilities? = N, Restricted Accts? = Y, Objct = 5, Obj Digits = 0, Page Break Lvl = )



Balances through 03/31/2023						Fiscal Year 2022/23
Funds- Func- Obj ct - Pr gm- Locat n- Jb Cl - Opt nl	Description	Adopted Budget	Revised Budget	Encumbered	Expenditure	Account Balance
<b>Funds 24101 - Title I - IASA, Func 1000 - Instruction (continued)</b>						
24101- 1000- 51300- 1010- 512001- 1711- 00000	AddtnlCompenstr,InstAsst1	5,000.00	5,000.00	1,875.06	3,125.10	.16-
24101- 1000- 52111- 1010- 512001- 1711- 00000	EducRetirement	10,942.00	10,942.00	4,448.97	7,360.66	867.63-
24101- 1000- 52112- 1010- 512001- 1711- 00000	ERARetireeHlth	1,276.00	1,276.00	518.85	858.40	101.25-
24101- 1000- 52210- 1010- 512001- 1711- 00000	FICA Payments	3,954.00	3,954.00	1,575.90	2,607.96	229.86-
24101- 1000- 52220- 1010- 512001- 1711- 00000	MedicarePaymnts	927.00	927.00	368.50	609.82	51.32-
24101- 1000- 52311- 1010- 512001- 1711- 00000	Hth&MedPremiums	8,297.00	8,297.00	1,152.18	1,881.18	5,263.64
24101- 1000- 52312- 1010- 512001- 1711- 00000	Life	111.00	111.00	20.52	36.56	53.92
24101- 1000- 52313- 1010- 512001- 1711- 00000	Dental	394.00	394.00	58.59	95.54	239.87
24101- 1000- 52314- 1010- 512001- 1711- 00000	Vision	76.00	76.00	12.78	20.85	42.37
24101- 1000- 52315- 1010- 512001- 1711- 00000	Disability	116.00	116.00	39.87	60.23	15.90
24101- 1000- 52500- 1010- 512001- 1711- 00000	UnemploymntComp	185.00	185.00	85.64	85.32	14.04
24101- 1000- 52710- 1010- 512001- 1711- 00000	WorkersCompPrem	802.00	802.00		802.00	
24101- 1000- 52720- 1010- 512001- 1711- 00000	WorkrsCompERFee	20.00	20.00	3.96	11.82	4.22
24101- 1000- 56118- 1010- 512001- 0000- 00000	GenSuppliesMats	1,829.00	1,823.00	26.00		1,797.00
<b>Total for Func 1000 and Expense accounts</b>		<b>92,680.00</b>	<b>92,674.00</b>	<b>34,253.45</b>	<b>57,349.74</b>	<b>1,070.81</b>
<b>Funds 24101 - Title I - IASA, Func 2400 - SupSvcsSchAdmin</b>						
24101- 2400- 51300- 0000- 512001- 1217- 00000	AddtnlCompenstr,SecClerTe	2,500.00	2,500.00	729.19	1,770.89	.08-
24101- 2400- 52111- 0000- 512001- 1217- 00000	EducRetirement	429.00	429.00	125.02	303.62	.36
24101- 2400- 52112- 0000- 512001- 1217- 00000	ERARetireeHlth	50.00	50.00	14.63	35.53	.16-
24101- 2400- 52210- 0000- 512001- 1217- 00000	FICA Payments	155.00	155.00	45.22	109.82	.04-
24101- 2400- 52220- 0000- 512001- 1217- 00000	MedicarePaymnts	37.00	37.00	10.57	25.67	.76
24101- 2400- 52500- 0000- 512001- 1217- 00000	UnemploymntComp		6.00	2.39	2.95	.66
<b>Total for Func 2400 and Expense accounts</b>		<b>3,171.00</b>	<b>3,177.00</b>	<b>927.02</b>	<b>2,248.48</b>	<b>1.50</b>
<b>Total for Funds 24101</b>		<b>95,851.00</b>	<b>95,851.00</b>	<b>35,180.47</b>	<b>59,598.22</b>	<b>1,072.31</b>
<b>Funds 24106 - IDEABEntitlemnt, Func 1000 - Instruction</b>						
24106- 1000- 51100- 2000- 512001- 1412- 00000	SalariesExpense,Teachers	34,176.00	34,176.00	12,000.06	20,634.72	1,541.22
24106- 1000- 52111- 2000- 512001- 1412- 00000	EducRetirement	5,891.00	5,891.00	2,057.94	3,538.75	294.31
24106- 1000- 52112- 2000- 512001- 1412- 00000	ERARetireeHlth	684.00	684.00	239.94	412.64	31.42
24106- 1000- 52210- 2000- 512001- 1412- 00000	FICA Payments	2,119.00	2,119.00	699.08	1,210.45	209.47
24106- 1000- 52220- 2000- 512001- 1412- 00000	MedicarePaymnts	496.00	496.00	163.48	283.04	49.48
24106- 1000- 52311- 2000- 512001- 1412- 00000	Hth&MedPremiums	2,276.00	2,276.00	1,595.52	2,443.27	1,762.79-
24106- 1000- 52312- 2000- 512001- 1412- 00000	Life	31.00	31.00	5.94	10.18	14.88
24106- 1000- 52313- 2000- 512001- 1412- 00000	Dental	129.00	129.00	85.77	133.06	89.83-
24106- 1000- 52314- 2000- 512001- 1412- 00000	Vision	29.00	29.00	9.90	14.23	4.87
24106- 1000- 52500- 2000- 512001- 1412- 00000	UnemploymntComp	51.00	51.00	22.92	26.40	1.68

Selection Grouped by Account Type, Filtered by User Permissions, (Org = 120, Online/Offline = N, Period = 9, UnPosted JEs? = N, Assets and Liabilities? = N, Restricted Accts? = Y, Objct = 5, Obj Digits = 0, Page Break Lvl = )

Balances through 03/31/2023						Fiscal Year 2022/23
Funds- Func- Obj ct - Pr gm- Locat n- JbCl - Opt nl	Description	Adopted Budget	Revised Budget	Encumbered	Expenditure	Account Balance
<b>Funds 24106 - IDEABEntitlemnt, Func 1000 - Instruction (continued)</b>						
24106- 1000- 52710- 2000- 512001- 1412- 00000	WorkersCompPrem	466.00	466.00		466.00	
24106- 1000- 52720- 2000- 512001- 1412- 00000	WorkrsCompERFee	6.00	6.00	1.15	3.53	1.32
<b>Total for Funds 24106, Func 1000 and Expense accounts</b>		<b>46,354.00</b>	<b>46,354.00</b>	<b>16,881.70</b>	<b>29,176.27</b>	<b>296.03</b>
<b>Funds 24154 - TchPrinTrainRec, Func 1000 - Instruction</b>						
24154- 1000- 51300- 1010- 512001- 1411- 00000	AddtnlCompenstn,Teachers	4,000.00	4,000.00		2,000.00	2,000.00
24154- 1000- 51300- 1010- 512001- 1711- 00000	AddtnlCompenstn,InstAsst1				400.00	400.00
24154- 1000- 52111- 1010- 512001- 1411- 00000	EducRetirement				342.99	342.99
24154- 1000- 52111- 1010- 512001- 1711- 00000	EducRetirement				68.60	68.60
24154- 1000- 52112- 1010- 512001- 1411- 00000	ERARetireeHlth				39.99	39.99
24154- 1000- 52112- 1010- 512001- 1711- 00000	ERARetireeHlth				8.00	8.00
24154- 1000- 52210- 1010- 512001- 1411- 00000	FICA Payments	248.00	248.00		124.00	124.00
24154- 1000- 52210- 1010- 512001- 1711- 00000	FICA Payments				24.80	24.80
24154- 1000- 52220- 1010- 512001- 1411- 00000	MedicarePaymnts	58.00	58.00		29.01	28.99
24154- 1000- 52220- 1010- 512001- 1711- 00000	MedicarePaymnts				5.80	5.80
24154- 1000- 53330- 1010- 512001- 0000- 00000	ProfessDevelop	3,113.00	3,113.00	2,095.68		1,017.32
<b>Total for Funds 24154, Func 1000 and Expense accounts</b>		<b>7,419.00</b>	<b>7,419.00</b>	<b>2,095.68</b>	<b>3,043.19</b>	<b>2,280.13</b>
<b>Funds 24174 - CP-Second-Curr, Func 1000 - Instruction</b>						
24174- 1000- 51100- 1010- 512001- 1411- 00000	SalariesExpense,Teachers	5,347.00	5,347.00	2,005.20	3,342.00	.20
24174- 1000- 52111- 1010- 512001- 1411- 00000	EducRetirement	911.00	911.00	343.89	573.15	6.04
24174- 1000- 52112- 1010- 512001- 1411- 00000	ERARetireeHlth	107.00	107.00	40.14	66.90	.04
24174- 1000- 52210- 1010- 512001- 1411- 00000	FICA Payments	332.00	332.00	119.70	199.83	12.47
24174- 1000- 52220- 1010- 512001- 1411- 00000	MedicarePaymnts	78.00	78.00	27.99	46.74	3.27
24174- 1000- 52311- 1010- 512001- 1411- 00000	Hth&MedPremiums	636.00	636.00	168.20	268.20	199.60
24174- 1000- 52312- 1010- 512001- 1411- 00000	Life	8.00	8.00	1.08	1.67	5.25
24174- 1000- 52313- 1010- 512001- 1411- 00000	Dental	16.00	16.00	3.96	6.41	5.63
24174- 1000- 52314- 1010- 512001- 1411- 00000	Vision	7.00	7.00	1.62	2.68	2.70
24174- 1000- 52500- 1010- 512001- 1411- 00000	UnemploymntComp	12.00	12.00	3.92	4.44	3.64
24174- 1000- 52710- 1010- 512001- 1411- 00000	WorkersCompPrem	73.00	73.00		73.00	
24174- 1000- 52720- 1010- 512001- 1411- 00000	WorkrsCompERFee	2.00	2.00	.20	.48	1.32
<b>Total for Funds 24174, Func 1000 and Expense accounts</b>		<b>7,529.00</b>	<b>7,529.00</b>	<b>2,715.90</b>	<b>4,585.50</b>	<b>227.60</b>
<b>Funds 24189 - SSAE Title IV, Func 2100 - SuppSvcsStudnts</b>						
24189- 2100- 51100- 0000- 512001- 1214- 00000	SalariesExpense,Couns-Soc	7,420.00	7,420.00	2,667.61	4,478.99	273.40
24189- 2100- 52111- 0000- 512001- 1214- 00000	EducRetirement	996.00	996.00	457.56	768.21	229.77
24189- 2100- 52112- 0000- 512001- 1214- 00000	ERARetireeHlth	149.00	149.00	53.37	89.61	6.02
24189- 2100- 52210- 0000- 512001- 1214- 00000	FICA Payments	461.00	461.00	159.30	266.89	34.81
Selection Grouped by Account Type, Filtered by User Permissions, (Org = 120, Online/Offline = N, Period = 9, UnPosted JEs? = N, Assets and Liabilities? = N, Restricted Accts? = Y, Objct = 5, Obj Digits = 0, Page Break Lvl = )						

Balances through 03/31/2023						Fiscal Year 2022/23
Funds- Func- Obj ct - Pr gm- Locat n- Jb Cl - Opt nl	Description	Adopted Budget	Revised Budget	Encumbered	Expenditure	Account Balance
<b>Funds 24189 - SSAE Title IV, Func 2100 - SuppSvcsStudnts (continued)</b>						
24189- 2100- 52220- 0000- 512001- 1214- 00000	MedicarePaymnts	108.00	108.00	37.17	62.35	8.48
24189- 2100- 52311- 0000- 512001- 1214- 00000	Hth&MedPremiums	718.00	718.00	223.83	395.04	99.13
24189- 2100- 52312- 0000- 512001- 1214- 00000	Life	8.00	8.00	1.44	2.54	4.02
24189- 2100- 52313- 0000- 512001- 1214- 00000	Dental	16.00	16.00	5.40	9.53	1.07
24189- 2100- 52314- 0000- 512001- 1214- 00000	Vision	7.00	7.00	2.43	4.23	.34
24189- 2100- 52500- 0000- 512001- 1214- 00000	UnemploymntComp	13.00	13.00	5.19	5.88	1.93
24189- 2100- 52710- 0000- 512001- 1214- 00000	WorkersCompPrem	102.00	102.00		102.00	
24189- 2100- 52720- 0000- 512001- 1214- 00000	WorkrsCompERFee	2.00	2.00	.28	.91	.81
<b>Total for Funds 24189, Func 2100 and Expense accounts</b>		<b>10,000.00</b>	<b>10,000.00</b>	<b>3,613.58</b>	<b>6,186.18</b>	<b>200.24</b>
<b>Funds 24308 - CRRSA, ESSER II, Func 1000 - Instruction</b>						
24308- 1000- 51100- 1010- 512001- 1411- 00000	SalariesExpense,Teachers	134,090.00	161,828.00	62,508.87	99,318.57	.56
24308- 1000- 51100- 1010- 512001- 1711- 00000	SalariesExpense,InstAsst1	3,590.00	658.00			658.00
24308- 1000- 52111- 1010- 512001- 1411- 00000	EducRetirement	23,158.00	27,754.00	10,720.35	17,033.24	.41
24308- 1000- 52111- 1010- 512001- 1711- 00000	EducRetirement	340.00	340.00			340.00
24308- 1000- 52112- 1010- 512001- 1411- 00000	ERARetireeHlth	2,682.00	3,237.00	1,250.01	1,986.15	.84
24308- 1000- 52112- 1010- 512001- 1711- 00000	ERARetireeHlth	72.00	72.00			72.00
24308- 1000- 52210- 1010- 512001- 1411- 00000	FICA Payments	8,315.00	9,519.00	3,669.48	5,848.92	.60
24308- 1000- 52210- 1010- 512001- 1711- 00000	FICA Payments	223.00	223.00			223.00
24308- 1000- 52220- 1010- 512001- 1411- 00000	MedicarePaymnts	1,946.00	6,359.00	858.20	1,367.91	4,132.89
24308- 1000- 52220- 1010- 512001- 1711- 00000	MedicarePaymnts	53.00	53.00			53.00
24308- 1000- 52311- 1010- 512001- 1411- 00000	Hth&MedPremiums	11,470.00	18,389.00	7,361.64	11,027.13	.23
24308- 1000- 52311- 1010- 512001- 1711- 00000	Hth&MedPremiums	2,858.00				
24308- 1000- 52312- 1010- 512001- 1411- 00000	Life	127.00	127.00	32.31	51.48	43.21
24308- 1000- 52312- 1010- 512001- 1711- 00000	Life	12.00	12.00			12.00
24308- 1000- 52313- 1010- 512001- 1411- 00000	Dental	535.00	839.00	334.71	504.27	.02
24308- 1000- 52313- 1010- 512001- 1711- 00000	Dental	72.00	72.00			72.00
24308- 1000- 52314- 1010- 512001- 1411- 00000	Vision	118.00	155.00	60.30	93.89	.81
24308- 1000- 52314- 1010- 512001- 1711- 00000	Vision	24.00	24.00			24.00
24308- 1000- 52315- 1010- 512001- 1411- 00000	Disability	227.00	361.00	147.42	211.11	2.47
24308- 1000- 52315- 1010- 512001- 1711- 00000	Disability	68.00	68.00			68.00
24308- 1000- 52500- 1010- 512001- 1411- 00000	UnemploymntComp	211.00	257.00	129.98	137.56	10.54-
24308- 1000- 52500- 1010- 512001- 1711- 00000	UnemploymntComp	19.00	19.00			19.00
24308- 1000- 52710- 1010- 512001- 1411- 00000	WorkersCompPrem	1,829.00	1,829.00		1,829.00	
24308- 1000- 52710- 1010- 512001- 1711- 00000	WorkersCompPrem	49.00	49.00		49.00	
24308- 1000- 52720- 1010- 512001- 1411- 00000	WorkrsCompERFee	23.00	23.00	6.26	17.63	.89-

Selection Grouped by Account Type, Filtered by User Permissions, (Org = 120, Online/Offline = N, Period = 9, UnPosted JEs? = N, Assets and Liabilities? = N, Restricted Accts? = Y, Objct = 5, Obj Digits = 0, Page Break Lvl = )

Balances through 03/31/2023						Fiscal Year 2022/23
Funds- Func- Obj ct - Pr gm- Locat n- Jb Cl - Opt nl	Description	Adopted Budget	Revised Budget	Encumbered	Expenditure	Account Balance
<b>Funds 24308 - CRRSA, ESSER II, Func 1000 - Instruction (continued)</b>						
24308- 1000- 52720- 1010- 512001- 1711- 00000	WorkrsCompERFee	2.00	2.00			2.00
<b>Total for Func 1000 and Expense accounts</b>		<b>192,113.00</b>	<b>232,269.00</b>	<b>87,079.53</b>	<b>139,475.86</b>	<b>5,713.61</b>
<b>Funds 24308 - CRRSA, ESSER II, Func 2500 - Central Svcs</b>						
24308- 2500- 51100- 0000- 512001- 1217- 00000	SalariesExpense,SecClerTe	20,500.00				
24308- 2500- 52111- 0000- 512001- 1217- 00000	EducRetirement	3,516.00				
24308- 2500- 52112- 0000- 512001- 1217- 00000	ERARetireeHlth	410.00				
24308- 2500- 52210- 0000- 512001- 1217- 00000	FICA Payments	1,271.00				
24308- 2500- 52220- 0000- 512001- 1217- 00000	MedicarePaymnts	298.00				
24308- 2500- 52311- 0000- 512001- 1217- 00000	Hth&MedPremiums	9,002.00				
24308- 2500- 52312- 0000- 512001- 1217- 00000	Life	57.00				
24308- 2500- 52313- 0000- 512001- 1217- 00000	Dental	360.00	119.00-			119.00-
24308- 2500- 52314- 0000- 512001- 1217- 00000	Vision	119.00	119.00			119.00
24308- 2500- 52315- 0000- 512001- 1217- 00000	Disability	336.00				
24308- 2500- 52500- 0000- 512001- 1217- 00000	UnemploymntComp	95.00				
24308- 2500- 52710- 0000- 512001- 1217- 00000	WorkersCompPrem	280.00	280.00		280.00	
24308- 2500- 52720- 0000- 512001- 1217- 00000	WorkrsCompERFee	10.00				
<b>Total for Func 2500 and Expense accounts</b>		<b>36,254.00</b>	<b>280.00</b>	<b>.00</b>	<b>280.00</b>	<b>.00</b>
<b>Total for Funds 24308</b>		<b>228,367.00</b>	<b>232,549.00</b>	<b>87,079.53</b>	<b>139,755.86</b>	<b>5,713.61</b>
<b>Funds 24330 - ESSER III, Func 1000 - Instruction</b>						
24330- 1000- 51100- 1010- 512001- 1411- 00000	SalariesExpense,Teachers			12,224.97	14,371.15	26,596.12-
24330- 1000- 51100- 1010- 512001- 1711- 00000	SalariesExpense,InstAsst1	50,560.00	50,560.00	13,125.06	21,250.04	16,184.90
24330- 1000- 52111- 1010- 512001- 1411- 00000	EducRetirement			2,096.55	2,464.62	4,561.17-
24330- 1000- 52111- 1010- 512001- 1711- 00000	EducRetirement	8,948.00	8,948.00	2,250.99	3,657.36	3,039.65
24330- 1000- 52112- 1010- 512001- 1411- 00000	ERARetireeHlth			244.53	287.44	531.97-
24330- 1000- 52112- 1010- 512001- 1711- 00000	ERARetireeHlth	1,012.00	1,012.00	262.53	426.55	322.92
24330- 1000- 52210- 1010- 512001- 1411- 00000	FICA Payments			672.39	790.43	1,462.82-
24330- 1000- 52210- 1010- 512001- 1711- 00000	FICA Payments	3,136.00	3,136.00	770.94	1,246.37	1,118.69
24330- 1000- 52220- 1010- 512001- 1411- 00000	MedicarePaymnts			157.23	184.85	342.08-
24330- 1000- 52220- 1010- 512001- 1711- 00000	MedicarePaymnts	734.00	734.00	180.27	291.45	262.28
24330- 1000- 52311- 1010- 512001- 1411- 00000	Hth&MedPremiums		13,539.00	3,068.37	3,607.06	6,863.57
24330- 1000- 52311- 1010- 512001- 1711- 00000	Hth&MedPremiums	17,221.00	17,221.00	1,519.74	2,701.29	12,999.97
24330- 1000- 52312- 1010- 512001- 1411- 00000	Life		13.00	5.94	6.99	.07
24330- 1000- 52312- 1010- 512001- 1711- 00000	Life	103.00	103.00	11.88	21.12	70.00
24330- 1000- 52313- 1010- 512001- 1411- 00000	Dental		294.00	134.73	158.37	.90
24330- 1000- 52313- 1010- 512001- 1711- 00000	Dental	648.00	648.00	90.09	150.15	407.76

Selection Grouped by Account Type, Filtered by User Permissions, (Org = 120, Online/Offline = N, Period = 9, UnPosted JEs? = N, Assets and Liabilities? = N, Restricted Accts? = Y, Objc Digits = 0, Page Break Lvl = )

Balances through 03/31/2023						Fiscal Year 2022/23
Funds- Func- Obj ct - Pr gm- Locat n- Jb Cl - Opt nl	Description	Adopted Budget	Revised Budget	Encumbered	Expenditure	Account Balance
<b>Funds 24330 - ESSER III, Func 1000 - Instruction (continued)</b>						
24330- 1000- 52314- 1010- 512001- 1411- 00000	Vision		36.00	16.47	19.38	.15
24330- 1000- 52314- 1010- 512001- 1711- 00000	Vision	215.00	215.00			215.00
24330- 1000- 52315- 1010- 512001- 1411- 00000	Disability		105.00	49.46	54.57	.97
24330- 1000- 52315- 1010- 512001- 1711- 00000	Disability	605.00	605.00			605.00
24330- 1000- 52500- 1010- 512001- 1411- 00000	UnemploymntComp		14.00	22.41	26.88	35.29-
24330- 1000- 52500- 1010- 512001- 1711- 00000	UnemploymntComp	171.00	171.00	43.29	70.34	57.37
24330- 1000- 52710- 1010- 512001- 1711- 00000	WorkersCompPrem	690.00	690.00		690.00	
24330- 1000- 52720- 1010- 512001- 1411- 00000	WorkrsCompERFee		2.00	1.15	2.30	1.45-
24330- 1000- 52720- 1010- 512001- 1711- 00000	WorkrsCompERFee	18.00	18.00	2.30	6.90	8.80
24330- 1000- 56119- 1010- 512001- 0000- 00000	SupplAssets<\$5k	36,402.00	36,402.00			36,402.00
<b>Total for Func 1000 and Expense accounts</b>		<b>120,463.00</b>	<b>134,466.00</b>	<b>36,951.29</b>	<b>52,485.61</b>	<b>45,029.10</b>
<b>Funds 24330 - ESSER III, Func 2100 - SuppSvcsStudnts</b>						
24330- 2100- 51100- 0000- 512001- 1214- 00000	SalariesExpense,Couns-Soc	37,100.00	37,100.00	16,386.32	25,983.30	5,269.62-
24330- 2100- 51100- 0000- 512001- 1218- 00000	SalariesExpense,SchlStude				1,895.84	1,895.84-
24330- 2100- 52111- 0000- 512001- 1214- 00000	EducRetirement	6,643.00	7,267.00	2,810.26	4,456.14	.60
24330- 2100- 52111- 0000- 512001- 1218- 00000	EducRetirement		326.00		325.14	.86
24330- 2100- 52112- 0000- 512001- 1214- 00000	ERARetireeHlth	742.00	848.00	327.78	519.72	.50
24330- 2100- 52112- 0000- 512001- 1218- 00000	ERARetireeHlth		38.00		37.92	.08
24330- 2100- 52210- 0000- 512001- 1214- 00000	FICA Payments	2,301.00	2,527.00	978.21	1,548.24	.55
24330- 2100- 52210- 0000- 512001- 1218- 00000	FICA Payments		114.00		113.55	.45
24330- 2100- 52220- 0000- 512001- 1214- 00000	MedicarePaymnts	538.00	591.00	228.69	362.01	.30
24330- 2100- 52220- 0000- 512001- 1218- 00000	MedicarePaymnts		27.00		26.56	.44
24330- 2100- 52311- 0000- 512001- 1214- 00000	Hth&MedPremiums	3,310.00	3,658.00	1,374.85	2,283.14	.01
24330- 2100- 52311- 0000- 512001- 1218- 00000	Hth&MedPremiums		142.00		141.62	.38
24330- 2100- 52312- 0000- 512001- 1214- 00000	Life	38.00	38.00	8.64	14.43	14.93
24330- 2100- 52312- 0000- 512001- 1218- 00000	Life				.92	.92-
24330- 2100- 52313- 0000- 512001- 1214- 00000	Dental	80.00	88.00	33.03	54.92	.05
24330- 2100- 52313- 0000- 512001- 1218- 00000	Dental		8.00		7.01	.99
24330- 2100- 52314- 0000- 512001- 1214- 00000	Vision	35.00	39.00	14.49	24.06	.45
24330- 2100- 52314- 0000- 512001- 1218- 00000	Vision		2.00		1.53	.47
24330- 2100- 52500- 0000- 512001- 1214- 00000	UnemploymntComp	63.00	66.00	31.83	36.06	1.89-
24330- 2100- 52710- 0000- 512001- 1214- 00000	WorkersCompPrem	506.00	506.00		506.00	
24330- 2100- 52720- 0000- 512001- 1214- 00000	WorkrsCompERFee	7.00	7.00	1.68	5.18	.14
<b>Total for Func 2100 and Expense accounts</b>		<b>51,363.00</b>	<b>53,392.00</b>	<b>22,195.78</b>	<b>38,343.29</b>	<b>7,147.07-</b>
<b>Funds 24330 - ESSER III, Func 2600 - Op&amp;MaintofPlant</b>						
24330- 2600- 54416- 0000- 512001- 0000- 00000	CommunicatnSvcs		499.00	149.78	349.12	.10
Selection Grouped by Account Type, Filtered by User Permissions, (Org = 120, Online/Offline = N, Period = 9, UnPosted JEs? = N, Assets and Liabilities? = N, Restricted Accts? = Y, Objct = 5, Obj Digits = 0, Page Break Lvl = )						SCHOOLABILITY

Balances through 03/31/2023						Fiscal Year 2022/23
Funds- Func- Obj ct - Pr gm- Locat n- Jb Cl - Opt nl	Description	Adopted Budget	Revised Budget	Encumbered	Expenditure	Account Balance
<b>Funds 24330 - ESSER III, Func 2600 - Op&amp;MaintofPlant (continued)</b>						
24330- 2600- 56119- 0000- 512001- 0000- 00000	SupplAssets<\$5k	199,761.00	199,761.00			199,761.00
<b>Total for Func 2600 and Expense accounts</b>		<b>199,761.00</b>	<b>200,260.00</b>	<b>149.78</b>	<b>349.12</b>	<b>199,761.10</b>
<b>Total for Funds 24330</b>		<b>371,587.00</b>	<b>388,118.00</b>	<b>59,296.85</b>	<b>91,178.02</b>	<b>237,643.13</b>
<b>Funds 24346 - IDEA-ARP, Func 1000 - Instruction</b>						
24346- 1000- 51100- 2000- 512001- 1412- 00000	SalariesExpense,Teachers		12,193.00			12,193.00
<b>Total for Funds 24346, Func 1000 and Expense accounts</b>		<b>.00</b>	<b>12,193.00</b>	<b>.00</b>	<b>.00</b>	<b>12,193.00</b>
<b>Funds 26207 - CNM Foundation, Func 1000 - Instruction</b>						
26207- 1000- 56118- 1010- 512001- 0000- 00000	GenSuppliesMats	574.00	574.00			574.00
<b>Total for Funds 26207, Func 1000 and Expense accounts</b>		<b>574.00</b>	<b>574.00</b>	<b>.00</b>	<b>.00</b>	<b>574.00</b>
<b>Funds 27107 - 2012GOBondsB66, Func 1000 - Instruction</b>						
27107- 1000- 56119- 1010- 512001- 0000- 00000	SupplAssets<\$5k	6,317.00	6,317.00			6,317.00
<b>Total for Funds 27107, Func 1000 and Expense accounts</b>		<b>6,317.00</b>	<b>6,317.00</b>	<b>.00</b>	<b>.00</b>	<b>6,317.00</b>
<b>Funds 27407 - FII, Func 1000 - Instruction</b>						
27407- 1000- 51100- 1010- 512001- 1411- 00000	SalariesExpense,Teachers	50,310.00	50,310.00	18,866.25	31,443.75	
27407- 1000- 51100- 1010- 512001- 1711- 00000	SalariesExpense,InstAsst1	32,649.00	32,649.00	12,244.77	20,407.95	3.72-
27407- 1000- 52111- 1010- 512001- 1411- 00000	EducRetirement	8,469.00	8,469.00	3,235.59	5,392.65	159.24-
27407- 1000- 52111- 1010- 512001- 1711- 00000	EducRetirement	5,593.00	5,593.00	2,099.97	3,499.95	6.92-
27407- 1000- 52112- 1010- 512001- 1411- 00000	ERARetireeHlth	1,007.00	1,007.00	377.28	628.80	.92
27407- 1000- 52112- 1010- 512001- 1711- 00000	ERARetireeHlth	653.00	653.00	244.89	408.15	.04-
27407- 1000- 52210- 1010- 512001- 1411- 00000	FICA Payments	3,120.00	3,120.00	1,135.89	1,893.26	90.85
27407- 1000- 52210- 1010- 512001- 1711- 00000	FICA Payments	2,025.00	2,025.00	705.33	1,175.89	143.78
27407- 1000- 52220- 1010- 512001- 1411- 00000	MedicarePaymnts	730.00	730.00	265.68	442.82	21.50
27407- 1000- 52220- 1010- 512001- 1711- 00000	MedicarePaymnts	474.00	474.00	164.97	275.03	34.00
27407- 1000- 52311- 1010- 512001- 1411- 00000	Hth&MedPremiums	3,174.00	3,174.00	1,185.39	1,971.56	17.05
27407- 1000- 52311- 1010- 512001- 1711- 00000	Hth&MedPremiums	5,406.00	5,406.00	2,027.25	3,366.11	12.64
27407- 1000- 52312- 1010- 512001- 1411- 00000	Life	44.00	44.00	9.27	15.45	19.28
27407- 1000- 52312- 1010- 512001- 1711- 00000	Life	53.00	53.00	10.98	18.30	23.72
27407- 1000- 52313- 1010- 512001- 1411- 00000	Dental	188.00	188.00	70.29	117.15	.56
27407- 1000- 52314- 1010- 512001- 1411- 00000	Vision	42.00	42.00	15.39	25.65	.96
27407- 1000- 52315- 1010- 512001- 1711- 00000	Disability	91.00	91.00	49.68	70.48	29.16-
27407- 1000- 52500- 1010- 512001- 1411- 00000	UnemploymntComp	75.00	75.00	32.57	41.52	.91
27407- 1000- 52500- 1010- 512001- 1711- 00000	UnemploymntComp	88.00	88.00	40.41	49.39	1.80-
27407- 1000- 52710- 1010- 512001- 1411- 00000	WorkersCompPrem	686.00	686.00		686.00	
27407- 1000- 52710- 1010- 512001- 1711- 00000	WorkersCompPrem	446.00	446.00		446.00	

Selection Grouped by Account Type, Filtered by User Permissions, (Org = 120, Online/Offline = N, Period = 9, UnPosted JEs? = N, Assets and Liabilities? = N, Restricted Accts? = Y, Objc Digits = 0, Page Break Lvl = )

Balances through 03/31/2023					Fiscal Year 2022/23	
Funds- Func- Obj ct - Pr gm- Locat n- Jb Cl - Opt nl	Description	Adopted Budget	Revised Budget	Encumbered	Expenditure	Account Balance
<b>Funds 27407 - FII, Func 1000 - Instruction (continued)</b>						
27407- 1000- 52720- 1010- 512001- 1411- 00000	WorkrsCompERFee	8.00	8.00	1.79	5.37	.84
27407- 1000- 52720- 1010- 512001- 1711- 00000	WorkrsCompERFee	9.00	9.00	2.13	6.39	.48
<b>Total for Funds 27407, Func 1000 and Expense accounts</b>		<b>115,340.00</b>	<b>115,340.00</b>	<b>42,785.77</b>	<b>72,387.62</b>	<b>166.61</b>
<b>Funds 27414 - PedAutEquipment, Func 4000 - Capital Outlay</b>						
27414- 4000- 56119- 0000- 512001- 0000- 00000	SupplAssets<\$5k		1,612.00			1,612.00
<b>Total for Funds 27414, Func 4000 and Expense accounts</b>		<b>.00</b>	<b>1,612.00</b>	<b>.00</b>	<b>.00</b>	<b>1,612.00</b>
<b>Funds 27502 - Next Gen CTE, Func 1000 - Instruction</b>						
27502- 1000- 51100- 1010- 512001- 1411- 00000	SalariesExpense,Teachers	3,565.00	3,565.00	1,336.77	2,227.95	.28
27502- 1000- 51300- 1010- 512001- 1411- 00000	AddtnlCompensn,Teachers	1,780.00	1,780.00	141.59	283.34	1,355.07
27502- 1000- 52111- 1010- 512001- 1411- 00000	EducRetirement	918.00	918.00	253.50	430.66	233.84
27502- 1000- 52112- 1010- 512001- 1411- 00000	ERARetireeHlth	108.00	108.00	29.55	50.21	28.24
27502- 1000- 52210- 1010- 512001- 1411- 00000	FICA Payments	333.00	333.00	88.59	150.83	93.58
27502- 1000- 52220- 1010- 512001- 1411- 00000	MedicarePaymnts	78.00	78.00	20.70	35.24	22.06
27502- 1000- 52311- 1010- 512001- 1411- 00000	Hth&MedPremiums	424.00	424.00	112.14	178.85	133.01
27502- 1000- 52312- 1010- 512001- 1411- 00000	Life	5.00	5.00	.72	1.16	3.12
27502- 1000- 52313- 1010- 512001- 1411- 00000	Dental	11.00	11.00	2.70	4.29	4.01
27502- 1000- 52314- 1010- 512001- 1411- 00000	Vision	5.00	5.00	1.17	1.88	1.95
27502- 1000- 52500- 1010- 512001- 1411- 00000	UnemploymntComp	8.00	8.00	3.05	2.94	2.01
27502- 1000- 52710- 1010- 512001- 1411- 00000	WorkersCompPrem	49.00	49.00		49.00	
27502- 1000- 52720- 1010- 512001- 1411- 00000	WorkrsCompERFee	1.00	1.00	.14	.33	.53
<b>Total for Funds 27502, Func 1000 and Expense accounts</b>		<b>7,285.00</b>	<b>7,285.00</b>	<b>1,990.62</b>	<b>3,416.68</b>	<b>1,877.70</b>
<b>Funds 28211 - Covid-19 Test., Func 2100 - SuppSvcStudnts</b>						
28211- 2100- 56118- 0000- 512001- 0000- 00000	GenSuppliesMats		73,078.00	2,104.97	1,458.27	69,514.76
<b>Total for Func 2100 and Expense accounts</b>		<b>.00</b>	<b>73,078.00</b>	<b>2,104.97</b>	<b>1,458.27</b>	<b>69,514.76</b>
<b>Funds 28211 - Covid-19 Test., Func 2600 - Op&amp;MaintofPlant</b>						
28211- 2600- 56118- 0000- 512001- 0000- 00000	GenSuppliesMats			49,930.00		49,930.00-
<b>Total for Func 2600 and Expense accounts</b>		<b>.00</b>	<b>.00</b>	<b>49,930.00</b>	<b>.00</b>	<b>49,930.00-</b>
<b>Total for Funds 28211</b>		<b>.00</b>	<b>73,078.00</b>	<b>52,034.97</b>	<b>1,458.27</b>	<b>19,584.76</b>
<b>Funds 29102 - PrivDirGrntsCat, Func 1000 - Instruction</b>						
29102- 1000- 56118- 1010- 512001- 0000- 00000	GenSuppliesMats	168.00	168.00			168.00
<b>Total for Funds 29102, Func 1000 and Expense accounts</b>		<b>168.00</b>	<b>168.00</b>	<b>.00</b>	<b>.00</b>	<b>168.00</b>
<b>Funds 31200 - PubSchCapOutlay, Func 4000 - Capital Outlay</b>						
31200- 4000- 54640- 0000- 512001- 0000- 00000	RentalLease2Pur		157,003.00	14,228.40	130,835.80	11,938.80
<b>Total for Funds 31200, Func 4000 and Expense accounts</b>		<b>.00</b>	<b>157,003.00</b>	<b>14,228.40</b>	<b>130,835.80</b>	<b>11,938.80</b>

Selection Grouped by Account Type, Filtered by User Permissions, (Org = 120, Online/Offline = N, Period = 9, UnPosted JEs? = N, Assets and Liabilities? = N, Restricted Accts? = Y, Objct = 5, Obj Digits = 0, Page Break Lvl = )

Balances through 03/31/2023						Fiscal Year 2022/23
Funds- Func- Obj ct - Pr gm- Locat n- JbCl - Opt nl	Description	Adopted Budget	Revised Budget	Encumbered	Expenditure	Account Balance
<b>Funds 31400 - SpcCapOutlaySt, Func 4000 - Capital Outlay</b>						
31400- 4000- 53414- 0000- 512001- 0000- 00000	OthProfTechSvcs		77,167.00	4,274.37	72,892.33	.30
31400- 4000- 56119- 0000- 512001- 0000- 00000	SupplAssets<\$5k	210,151.00	226,224.00	14,510.15		211,713.85
31400- 4000- 57331- 0000- 512001- 0000- 00000	FixedAssets>\$5k			34.21	29,262.03	29,296.24-
<b>Total for Funds 31400, Func 4000 and Expense accounts</b>		<b>210,151.00</b>	<b>303,391.00</b>	<b>18,818.73</b>	<b>102,154.36</b>	<b>182,417.91</b>
<b>Funds 31600 - CapImprvmtsHB33, Func 2300 - SupptSvcs-Admin</b>						
31600- 2300- 53712- 0000- 512001- 0000- 00000	CityTaxCollCost	14,152.00	15,024.00		1,019.03	14,004.97
<b>Total for Func 2300 and Expense accounts</b>		<b>14,152.00</b>	<b>15,024.00</b>	<b>.00</b>	<b>1,019.03</b>	<b>14,004.97</b>
<b>Funds 31600 - CapImprvmtsHB33, Func 4000 - Capital Outlay</b>						
31600- 4000- 54640- 0000- 512001- 0000- 00000	RentalLease2Pur	929,295.00	986,510.00	4,306.75	805,394.35	176,808.90
<b>Total for Func 4000 and Expense accounts</b>		<b>929,295.00</b>	<b>986,510.00</b>	<b>4,306.75</b>	<b>805,394.35</b>	<b>176,808.90</b>
<b>Total for Funds 31600</b>		<b>943,447.00</b>	<b>1,001,534.00</b>	<b>4,306.75</b>	<b>806,413.38</b>	<b>190,813.87</b>
<b>Funds 31700 - CapImprvmtsSB-9, Func 4000 - Capital Outlay</b>						
31700- 4000- 54315- 0000- 512001- 0000- 00000	MntRepBlgsGrdEq	6,059.00	6,059.00			6,059.00
<b>Total for Funds 31700, Func 4000 and Expense accounts</b>		<b>6,059.00</b>	<b>6,059.00</b>	<b>.00</b>	<b>.00</b>	<b>6,059.00</b>
<b>Funds 31701 - CapImprvsSB9Loc, Func 2300 - SupptSvcs-Admin</b>						
31701- 2300- 53712- 0000- 512001- 0000- 00000	CityTaxCollCost	8,853.00	9,305.00		516.14	8,788.86
<b>Total for Func 2300 and Expense accounts</b>		<b>8,853.00</b>	<b>9,305.00</b>	<b>.00</b>	<b>516.14</b>	<b>8,788.86</b>
<b>Funds 31701 - CapImprvsSB9Loc, Func 4000 - Capital Outlay</b>						
31701- 4000- 54640- 0000- 512001- 0000- 00000	RentalLease2Pur	581,553.00	611,182.00	19,619.51	24,574.40	566,988.09
31701- 4000- 57331- 0000- 512001- 0000- 00000	FixedAssets>\$5k			5,562.98		5,562.98-
<b>Total for Func 4000 and Expense accounts</b>		<b>581,553.00</b>	<b>611,182.00</b>	<b>25,182.49</b>	<b>24,574.40</b>	<b>561,425.11</b>
<b>Total for Funds 31701</b>		<b>590,406.00</b>	<b>620,487.00</b>	<b>25,182.49</b>	<b>25,090.54</b>	<b>570,213.97</b>
<b>Funds 31703 - SB9StateMAatch, Func 4000 - Capital Outlay</b>						
31703- 4000- 56119- 0000- 512001- 0000- 00000	SupplAssets<\$5k		16,191.00			16,191.00
<b>Total for Funds 31703, Func 4000 and Expense accounts</b>		<b>.00</b>	<b>16,191.00</b>	<b>.00</b>	<b>.00</b>	<b>16,191.00</b>
<b>Total for Org 120 - Cesar Chavez Community</b>		<b>6,384,178.00</b>	<b>6,896,365.00</b>	<b>1,116,018.30</b>	<b>3,406,141.75</b>	<b>2,374,204.95</b>



Statement Date 03/31/2023

Cash Object 11011

Status Posted

Journal Entry #

Bank Statement Ending Balance	1,705,370.07	Service Charge	0.00
Less: Uncleared Payments	5,245.70	Interest Earned	0.00
Add: Uncleared Deposits	0.00		
Add: Uncleared Other	0.00	Cleared Payments	225,139.60
Adjusted Bank Balance	1,700,124.37	Cleared Deposits	323,041.06
System Cash Balance	1,700,124.37	Cleared Other	0.00
Add: Unposted Charges and Interest	0.00		
Revised System Cash Balance	1,700,124.37	Submitted By	JYAMAT, 04/05/2023
Difference	0.00	Posted By	EPEREZBM, 04/20/2023

Uncleared Payments

Issued	Check #	Check Amount	Pay To Name	Vendor ID	Emp ID	Bank Acct
06/29/22	13311	188.25	NM PED - Finance & Operations	001520		120MAIN
10/14/22	13460	10.00	Brown, Robin	010120		120MAIN
12/02/22	13545	650.55	Century Link	001355		120MAIN
02/10/23	13665	47.92	Amazon.com	001361		120MAIN
03/10/23	13720	542.25	Amazon.com	001361		120MAIN
03/17/23	13734	39.22	K12 Accounting, LLC	010176		120MAIN
03/27/23	13739	117.12	Century Link	001355		120MAIN
03/27/23	13740	644.27	Century Link	001355		120MAIN
03/27/23	13742	472.50	Jones School Supply Co., Inc	010021		120MAIN
03/30/23	13743	1,481.25	ACES	001522		120MAIN
03/30/23	13744	197.12	Bowers, Amy	010106		120MAIN
03/30/23	13746	193.75	Central NM Community College	010014		120MAIN
03/30/23	13747	436.03	Cooperative Educational Services	000327		120MAIN
03/30/23	13748	66.94	Cuara-Martinez, Karina S	000936		120MAIN
03/30/23	13749	140.08	LaBarge Landscape	010003		120MAIN
03/30/23	13750	18.45	Bowers, Amy	010106		120MAIN
		<b>5,245.70</b>				

Cleared Payments

Issued	Check #	Check Amount	Cleared Amount	Difference	Cleared	Pay To Name	Vendor ID	Emp ID	Bank Acct
02/10/23	13671	145.61	145.61		03/31/23	Verizon Wireless	000658		120MAIN
02/17/23	13680	458.75	458.75		03/31/23	ACR LLC	001267		120MAIN
02/27/23	13693	1,124.03	1,124.03		03/31/23	AJF Enterprise Inc	010154		120MAIN
02/27/23	13695	644.27	644.27		03/31/23	Century Link	001355		120MAIN
02/27/23	13696	214.44	214.44		03/31/23	Cooperative Educational Services	000327		120MAIN
02/27/23	13697	140.08	140.08		03/31/23	LaBarge Landscape	010003		120MAIN

Selection Grouped by Org, Cash Object, Statement Date - Sorted by Item date, Item #, (Org = 120, Cash Object IN ('11011'), Bank Statement Date = 3/31/2023, Uncleared Only? = No)



Statement Date 03/31/2023

Cash Object 11011

Status Posted

Journal Entry #

Cleared Payments (continued)

Issued	Check #	Check Amount	Cleared Amount	Difference	Cleared	Pay To Name	Vendor ID	Emp ID	Bank Acct
02/27/23	13698	1,253.40	1,253.40		03/31/23	PNM	000528		120MAIN
02/27/23	13699	135.99	135.99		03/31/23	Sam's Club & Wal-mart	000935		120MAIN
02/27/23	13700	1,357.65	1,357.65		03/31/23	Charter School Nursing	000847		120MAIN
02/27/23	13701	201.00	201.00		03/31/23	Pitney Bowes	000762		120MAIN
03/03/23	13702	11.13	11.13		03/31/23	ABCWUA	001289		120MAIN
03/03/23	13703	10,366.90	10,366.90		03/31/23	ACES	001522		120MAIN
03/03/23	13704	29.95	29.95		03/31/23	Amazon.com	001361		120MAIN
03/03/23	13705	3,556.45	3,556.45		03/31/23	Dry Fly Enterprises, Inc	010170		120MAIN
03/03/23	13706	131.47	131.47		03/31/23	EM3 Networks, LLC	010028		120MAIN
03/03/23	13707	392.00	392.00		03/31/23	National Notary Association Attn: Batching	001574		120MAIN
03/03/23	13708	79.84	79.84		03/31/23	Siarza Social Digital LLC	010147		120MAIN
03/03/23	13709	2,086.04	2,086.04		03/31/23	SRSNM, LLC	010125		120MAIN
03/03/23	13710	207.09	207.09		03/31/23	Pitney Bowes	000762		120MAIN
03/03/23	13711	1,344.95	1,344.95		03/31/23	Scenario Learning, LLC	010161		120MAIN
03/08/23	13715	3,437.74	3,437.74		03/31/23	NM RHC	900006		120MAIN
03/08/23	13755	17,395.50	17,395.50		03/31/23	NMPSIA	900001		120MAIN
03/10/23	13712	1,727.48	1,727.48		03/31/23	Stephanie M. Molina		000193	120MAIN
03/10/23	13713	16,149.81	16,149.81		03/31/23	EFTPS	900004		120MAIN
03/10/23	13718	458.75	458.75		03/31/23	ACR LLC	001267		120MAIN
03/10/23	13719	1,011.63	1,011.63		03/31/23	AJF Enterprise Inc	010154		120MAIN
03/10/23	13721	565.69	565.69		03/31/23	Arness, Tani	000696		120MAIN
03/10/23	13722	103.80	103.80		03/31/23	Century Link	001355		120MAIN
03/10/23	13723	2,413.60	2,413.60		03/31/23	Charter School Nursing	000847		120MAIN
03/10/23	13724	107.22	107.22		03/31/23	Cooperative Educational Services	000327		120MAIN
03/10/23	13725	2,693.75	2,693.75		03/31/23	DMH Law LLC	010169		120MAIN
03/10/23	13726	0.30	0.30		03/31/23	Herff Jones LLC	000403		120MAIN
03/10/23	13727	675.00	675.00		03/31/23	LSG and Associates Inc	010013		120MAIN
03/10/23	13728	145.67	145.67		03/31/23	Verizon Wireless	000658		120MAIN
03/10/23	13729	44.00	44.00		03/31/23	Molina, Stephanie	010177		120MAIN
03/10/23	13730	861.57	861.57		03/31/23	New Mexico Gas Company	001288		120MAIN
03/10/23	Batch 03/10/2023	43,974.01	43,974.01		03/31/23				120MAIN
03/15/23	13757	31,913.88	31,913.88		03/31/23	NM Educational RetirementBoard	900005		120MAIN
03/16/23	13756	200.00	200.00		03/31/23	EPARS TSA Consulting Group Inc	901000		120MAIN
03/17/23	13731	323.59	323.59		03/31/23	ABCWUA	001289		120MAIN
03/17/23	13732	2,233.95	2,233.95		03/31/23	Amazon.com	001361		120MAIN

Selection Grouped by Org, Cash Object, Statement Date - Sorted by Item date, Item #, (Org = 120, Cash Object IN ('11011'), Bank Statement Date = 3/31/2023, Uncleared Only? = No)



Statement Date 03/31/2023

Cash Object 11011

Status Posted

Journal Entry #

**Cleared Payments (continued)**

Issued	Check #	Check Amount	Cleared Amount	Difference	Cleared	Pay To Name	Vendor ID	Emp ID	Bank Acct
03/17/23	13733	122.86	122.86		03/31/23	Catholic Community Services.	010180		120MAIN
03/17/23	13735	301.66	301.66		03/31/23	Pecos Valley Pizza Inc	010178		120MAIN
03/17/23	13736	301.50	301.50		03/31/23	Pitney Bowes	000762		120MAIN
03/23/23	13758	3,315.18	3,315.18		03/31/23	NM Taxation/Revenue Department	900003		120MAIN
03/24/23	13737	13,083.66	13,083.66		03/31/23	EFTPS	900004		120MAIN
03/24/23	Batch 03/24/2023	38,587.39	38,587.39		03/31/23				120MAIN
03/27/23	13738	19.11	19.11		03/31/23	ABCWUA	001289		120MAIN
03/27/23	13741	12.93	12.93		03/31/23	Crystal Springs Bottled Water	000334		120MAIN
03/30/23	13745	19,077.33	19,077.33		03/31/23	CCCS Education Foundation	001285		120MAIN
		<b>225,139.60</b>	<b>225,139.60</b>						

**Cleared Deposits**

Deposited	Deposit #	Deposit Amount	Cleared Amount	Difference	Cleared	Bank Acct
03/01/23	Batch 03/01/2023	11,749.12	11,749.12		03/31/23	120MAIN
03/08/23	Batch 03/08/2023	51,598.11	51,598.11		03/31/23	120MAIN
03/10/23	Batch 03/10/2023	213,549.36	213,549.36		03/31/23	120MAIN
03/15/23	Batch 03/15/2023	62.00	62.00		03/31/23	120MAIN
03/17/23	Batch 03/17/2023	43,842.58	43,842.58		03/31/23	120MAIN
03/20/23	Batch 03/20/2023	2,239.89	2,239.89		03/31/23	120MAIN
		<b>323,041.06</b>	<b>323,041.06</b>			

# Analyzed Business Checking - PF

Account number: 2004444978 ■ March 1, 2023 - March 31, 2023 ■ Page 1 of 3

Page 44 of 48

WELLS  
FARGO

CEASAR CHAVEZ COMMUNITY SCHOOL  
OPERATING ACCOUNT  
1325 PALOMAS DR SE  
ALBUQUERQUE NM 87108-4718

## Questions?

Call your Customer Service Officer or Client Services  
1-800-AT WELLS (1-800-289-3557)  
5:00 AM TO 6:00 PM Pacific Time Monday - Friday

*Online:* [wellsfargo.com](http://wellsfargo.com)

*Write:* Wells Fargo Bank, N.A. (585)  
P.O. Box 6995  
Portland, OR 97228-6995

## Account summary

### Analyzed Business Checking - PF

<i>Account number</i>	<i>Beginning balance</i>	<i>Total credits</i>	<i>Total debits</i>	<i>Ending balance</i>
2004444978	\$1,607,468.61	\$323,041.06	-\$225,139.60	\$1,705,370.07

## Credits

Electronic deposits/bank credits

<i>Effective date</i>	<i>Posted date</i>	<i>Amount</i>	<i>Transaction detail</i>
	03/01	11,749.12	State of NEW Mex Vndr Pymt Nmap0001609297 512-000-2223-24106-0003 24106 Entitlement Idea-B
	03/08	51,598.11	State of NEW Mex Vndr Pymt Nmap0001617899 512-000-2223-24330-0001 24330 - ARP Esser III Cdf
	03/10	213,549.36	State of NEW Mex Vndr Pymt Nmap0001621169 11000 Seg March 2023 11000 Seg March 2023
	03/15	20.90	Sandoval County ACH Paymen 962070 February 2023 Distribution Sb-9
	03/15	41.10	Sandoval County ACH Paymen 962677 Februray 2023 Distribution Hb-33
	03/17	43,842.58	State of NEW Mex Vndr Pymt Nmap0001626895 512-000-2223-27407-0001 27407 Family Income Index
	03/20	2,239.89	Bernalillo Count Distr_Pymt Cesar Chavez Community
		\$323,041.06	Total electronic deposits/bank credits
		\$323,041.06	Total credits

## Debits

Electronic debits/bank debits

<i>Effective date</i>	<i>Posted date</i>	<i>Amount</i>	<i>Transaction detail</i>
	03/01	201.00 <	Business to Business ACH Debit - Pitney Purchase Direct Deb 230228 Pbpurchaspwr Kate Shelton
	03/01	1,253.40	PNM Web_Pay Feb 23 11146825022823 Cesar Chavez Community
	03/02	135.99 <	Business to Business ACH Debit - Sams Brc CC Samtelpay 022823 2343102920N 6046002049473324



*Electronic debits/bank debits (continued)*

<i>Effective date</i>	<i>Posted date</i>	<i>Amount</i>	<i>Transaction detail</i>
03/06		11.13 <	Business to Business ACH Debit - Abcwua Water Aut Web Pay 230303 1578579560 Cesar Chavez Community
03/06		207.09 <	Business to Business ACH Debit - Pitney Bowes Direct Deb 230303 Pbleasing Kate Shelton
03/07		131.47	Em3Networksllc Webpayment 230306 School
03/08		3,437.74	WT Seq455147 Nmrhca /Bnf=Nmrhca Srf# Gw00000057000875 Trn#230308455147 Rfb# 537
03/08		17,395.50	WT Seq455167 Nmssia /Bnf=Nmssia Srf# Gw00000057001220 Trn#230308455167 Rfb# 538
03/08		43,974.01	ACH Prep Origintn - Cesar Chavez Com - File 1200948759 Coid 1200948759
03/10		16,149.81 <	Business to Business ACH Debit - IRS Usatapytmt 031023 270346945989501 Cesar Chavez Community
03/15		861.57	NM Gas Company Nmgas Web 155825500568066 Cesar Chavez Communi
03/16		200.00	WT Seq451415 Tsa Consulting Group /Bnf=Tsa Consulting Group Srf# Gw00000057160965 Trn#230316451415 Rfb# 539
03/16		31,913.88 <	Business to Business ACH Debit - Nmerb Web Pay 230315 02336 Cesar Chavez Community
03/21		301.50 <	Business to Business ACH Debit - Pitney Purchase Direct Deb 230320 Pbpurchaspwr Kate Shelton
03/21		323.59 <	Business to Business ACH Debit - Abcwua Water Aut Web Pay 230320 5154939560 Cesar Chavez Community
03/23		38,587.39	ACH Prep Origintn - Cesar Chavez Com - File 1200948759 Coid 1200948759
03/24		13,083.66 <	Business to Business ACH Debit - IRS Usatapytmt 032423 270348341111555 Cesar Chavez Community
03/27		3,315.18 <	Business to Business ACH Debit - Tax_Rev_Wwt_Ecks Trd Pmnt 230323 1685245056 Cesar Chavez Community
03/28		19.11 <	Business to Business ACH Debit - Abcwua Water Aut Web Pay 230327 5054939560 Cesar Chave Charter SC
03/31		19,077.33	WT Fed#02672 Bokf NA /Ftr/Bnf=Cesar Chavez Comm. Sch. Ed. Found. Srf# Gw00000057512044 Trn#230331264725 Rfb# 540
		<b>\$190,580.35</b>	<b>Total electronic debits/bank debits</b>

< Business to Business ACH: If this is a business account, this transaction has a return time frame of one business day from post date. This time frame does not apply to consumer accounts.

Checks paid

<i>Number</i>	<i>Amount</i>	<i>Date</i>	<i>Number</i>	<i>Amount</i>	<i>Date</i>	<i>Number</i>	<i>Amount</i>	<i>Date</i>
2998	301.66	03/31	13703*	10,366.90	03/07	13718*	458.75	03/28
13671*	145.61	03/08	13704	29.95	03/08	13719	1,011.63	03/20
13680*	458.75	03/06	13705	3,556.45	03/08	13721*	565.69	03/16
13693*	1,124.03	03/03	13707*	392.00	03/08	13722	103.80	03/17
13695*	644.27	03/06	13708	79.84	03/08	13723	2,413.60	03/20
13696	214.44	03/13	13709	2,086.04	03/17	13724	107.22	03/16
13697	140.08	03/10	13711*	1,344.95	03/08	13725	2,693.75	03/21
13700*	1,357.65	03/06	13712	1,727.48	03/10	13726	0.30	03/27



*Checks paid (continued)*

<i>Number</i>	<i>Amount</i>	<i>Date</i>	<i>Number</i>	<i>Amount</i>	<i>Date</i>	<i>Number</i>	<i>Amount</i>	<i>Date</i>
13727	675.00	03/29	13729	44.00	03/22	13733	122.86	03/30
13728	145.67	03/16	13732*	2,233.95	03/27	13741*	12.93	03/31
			\$34,559.25	Total checks paid				

\* Gap in check sequence.

\$225,139.60 Total debits

Daily ledger balance summary

<i>Date</i>	<i>Balance</i>	<i>Date</i>	<i>Balance</i>	<i>Date</i>	<i>Balance</i>
02/28	1,607,468.61	03/13	1,779,885.66	03/23	1,744,670.80
03/01	1,617,763.33	03/15	1,779,086.09	03/24	1,731,587.14
03/02	1,617,627.34	03/16	1,746,153.63	03/27	1,726,037.71
03/03	1,616,503.31	03/17	1,787,806.37	03/28	1,725,559.85
03/06	1,613,824.42	03/20	1,786,621.03	03/29	1,724,884.85
03/07	1,603,326.05	03/21	1,783,302.19	03/30	1,724,761.99
03/08	1,584,568.11	03/22	1,783,258.19	03/31	1,705,370.07
03/10	1,780,100.10				
Average daily ledger balance		\$1,714,811.15			